
**ACI Racing Weekend Vallelunga, 10-11 Giugno 2023**
**Zinox F2000 Italian Trophy - Classifica Prove Libere 2**

Vallelunga 4.085 m

1 / 2

Num.	Conduuttore	Naz	Concorrente	Team	Auto	Classe	Tempo	Dist.	Rel.	Giri
1	<b>10 NODA</b> Juju	JPN	Noda Racing	Noda Racing	Dallara F320	ZINF2-SF	<b>1'28.403</b>			11
2	<b>1 BERTA</b> Benjamin	HUN	Franz Woss Racing	Franz Woss Racing	Dallara F317	ZINF2-PLA'	<b>1'28.809</b>	0.406	0.406	13
3	<b>131 GALLI</b> Francesco	ITA	Galli Francesco	G Motorsport	Dallara F320	ZINF2-SF	<b>1'28.935</b>	0.532	0.126	11
4	<b>51 PELLEGRINI</b> Bernardo	ITA	Pellegrini Bernardo	HT Powertrain	Dallara F320	ZINF2-SF	<b>1'29.416</b>	1.013	0.481	13
5	<b>8 RASERO</b> Dino	ITA	Rasero Dino	Puresport	Dallara F320	ZINF2-SF	<b>1'29.945</b>	1.542	0.529	12
6	<b>46 PEREGO</b> Riccardo	ITA	Perego Riccardo	Team Perego	Dallara F317	ZINF2-PLA'	<b>1'30.261</b>	1.858	0.316	13
7	<b>44 ZELLER</b> Sandro	CHE	Jo Zeller Racing	Jo Zeller Racing	Dallara F316	ZINF2-PLA'	<b>1'30.436</b>	2.033	0.175	12
8	<b>21 PAPALEO</b> Renato	ITA	Papaleo Renato	One Sport Performance	Dallara F317	ZINF2-PLA'	<b>1'31.232</b>	2.829	0.796	12
9	<b>6 MILANI</b> Enrico	ITA	Milani Enrico	Facondini Racing	Dallara F308	ZINF2-GOL	<b>1'31.438</b>	3.035	0.206	13
10	<b>68 STENTELLA</b> Enzo	ITA	Stentella Enzo	TVS Motorsport	Dallara F320	ZINF2-SF	<b>1'32.054</b>	3.651	0.616	11
11	<b>36 SOLFAROLI</b> Francesco	ITA	Solfaroli Francesco	Facondini Racing	Dallara F317	ZINF2-PLA'	<b>1'32.328</b>	3.925	0.274	13
12	<b>20 LARSEN</b> Stig	DNK	Larsen Stig	HT Powertrain	Dallara F317	ZINF2-PLA'	<b>1'32.743</b>	4.340	0.415	13
13	<b>42 PEDETTI</b> Davide	ITA	Pedetti Davide	Nannini Racing	Dallara F317	ZINF2-GOL	<b>1'32.950</b>	4.547	0.207	13
14	<b>35 FONTANELLA</b> Ferruccio	ITA	Fontanella Ferruccio	2F Motorsport	Dallara F308	ZINF2-SILV	<b>1'33.477</b>	5.074	0.527	13
15	<b>33 MARINARO</b> Salvatore	ITA	Marinara Salvatore	Sud Motorsport	Dallara F310	ZINF2-SILV	<b>1'34.044</b>	5.641	0.567	13
16	<b>95 CARAMUSCIA</b> Christian	ITA	Caramuscia Christian	Derva Corse	Tatuus FR 2.0	ZF2C-OPEI	<b>1'34.212</b>	5.809	0.168	11
17	<b>29 PALUMMIERI</b> Stefano	ITA	Palummieri Stefano	PLMRacing	Tatuus FR 2.0	ZF2C-OPEI	<b>1'34.240</b>	5.837	0.028	13
18	<b>5 SARTORI</b> Karim	ITA	Sartori Karim	Speed Motor	Tatuus FR 2.0	ZF2C-OPEI	<b>1'34.477</b>	6.074	0.237	13
19	<b>81 PEDETTI</b> Giancarlo	ITA	Pedetti Giancarlo	Nannini Racing	Dallara F317	ZINF2-GOL	<b>1'34.646</b>	6.243	0.169	12
20	<b>83 RADRIZZANI</b> Daniele	ITA	Radrizzani Daniele	Emotion Motorsport	Dallara F317	ZINF2-PLA'	<b>1'35.063</b>	6.660	0.417	8
21	<b>16 IMMORDINO</b> Matteo	ITA	Immordino Matteo	Derva Corse	Tatuus FR 2.0	ZF2C-OPEI	<b>1'35.218</b>	6.815	0.155	11
22	<b>11 TANCREDI</b> Carmine	ITA	Tancredi Carmine	Team Tramonti Corse	Dallara F308	ZINF2-SILV	<b>1'35.578</b>	7.175	0.360	12
23	<b>27 BELLEZZA</b> Patrick	ITA	Bellezza Patrick	Bellspeed	Dallara F300	ZINF2-SILV	<b>1'35.619</b>	7.216	0.041	4
24	<b>79 TURCHETTO</b> Fabio	ITA	Turchetto Fabio	Ruote Scoperte Motorsport	Tatuus FR 2.0	ZF2C-LIGH	<b>1'36.551</b>	8.148	0.932	12
25	<b>24 DE TOFFOL</b> Marco	ITA	De Toffol Marco	Derva Corse	Tatuus FR 2.0	ZF2C-LIGH	<b>1'36.575</b>	8.172	0.024	11
26	<b>89 PADOVANI</b> Simone	ITA	Padovani Simone	Padovani Corse	Tatuus FR 2.0	ZF2C-LIGH	<b>1'42.539</b>	14.136	5.964	10

Umidità	67%	ARIA	23°C
Condizioni	DRY	Pista	39°C

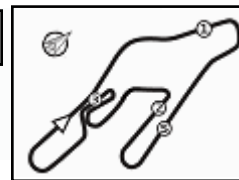
Direttore di Gara : Dino Lodola

Direttore di Prova : Gianluca Marotta

	Inizio	Fine
09/06/2023	18:10	18:33

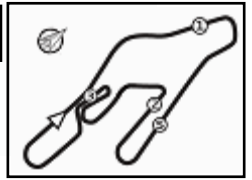
Esposta alle: .....




**ACI Racing Weekend Vallelunga, 10-11 Giugno 2023**
**Zinox F2000 Italian Trophy - Classifica Prove Libere 2**
**Penalty and Infringement**
**Fastest Laps Sequence**

Num.	Concorrente	Naz	Team	Auto	Local Time	Tempo	Dist.	Media
10	J. NODA	JPN	Noda Racing	Dallara F320	18:13'35.421	<b>1'42.714</b>		143,174
44	S. ZELLER	CHE	Jo Zeller Racing	Dallara F316	18:13'37.384	<b>1'33.500</b>	-9.214	157,283
1	B. BERTA	HUN	Franz Woss Racing	Dallara F317	18:14'09.487	<b>1'31.430</b>	-2.070	160,844
10	J. NODA	JPN	Noda Racing	Dallara F320	18:15'06.488	<b>1'31.067</b>	-0.363	161,485
131	F. GALLI	ITA	G Motorsport	Dallara F320	18:15'16.519	<b>1'30.299</b>	-0.768	162,859
131	F. GALLI	ITA	G Motorsport	Dallara F320	18:18'19.167	<b>1'29.300</b>	-0.999	164,681
10	J. NODA	JPN	Noda Racing	Dallara F320	18:20'03.371	<b>1'29.198</b>	-0.102	164,869
10	J. NODA	JPN	Noda Racing	Dallara F320	18:21'32.202	<b>1'28.831</b>	-0.367	165,550
1	B. BERTA	HUN	Franz Woss Racing	Dallara F317	18:30'27.228	<b>1'28.809</b>	-0.022	165,591
10	J. NODA	JPN	Noda Racing	Dallara F320	18:31'13.370	<b>1'28.403</b>	-0.406	166,352





# ACI Racing Weekend Vallelunga, 10-11 Giugno 2023

## Zinox F2000 Italian Trophy - Best Sectors & Speed Prove Libere 2

Vallelunga 4.085 m

**MIGLIOR GIRO**

1	10 NODA Juiu	Dallara F320	1'28.403
2	1 BERTA Benjamin	Dallara F317	1'28.809
3	131 GALLI Francesco	Dallara F320	1'28.935
4	51 PELLEGRINI Bernardo	Dallara F320	1'29.416
5	8 RASERO Dino	Dallara F320	1'29.945
6	46 PEREGO Riccardo	Dallara F317	1'30.261
7	44 ZELLER Sandro	Dallara F316	1'30.436
8	21 PAPALEO Renato	Dallara F317	1'31.232
9	6 MILANI Enrico	Dallara F308	1'31.438
10	68 STENTELLA Enzo	Dallara F320	1'32.054
11	36 SOLFAROLI Francesco	Dallara F317	1'32.328
12	20 LARSEN Stig	Dallara F317	1'32.743
13	42 PEDETTI Davide	Dallara F317	1'32.950
14	35 FONTANELLA Ferruccio	Dallara F308	1'33.477
15	33 MARINARO Salvatore	Dallara F310	1'34.044
16	95 CARAMUSCIA Christian	Tatus FR 2.0	1'34.212
17	29 PALUMMIERI Stefano	Tatus FR 2.0	1'34.240
18	5 SARTORI Karim	Tatus FR 2.0	1'34.477
19	81 PEDETTI Giancarlo	Dallara F317	1'34.646
20	83 RADRIZZANI Daniele	Dallara F317	1'35.063
21	16 IMMORDINO Matteo	Tatus FR 2.0	1'35.218
22	11 TANCREDI Carmine	Dallara F308	1'35.578
23	27 BELLEZZA Patrick	Dallara F300	1'35.619
24	79 TURCHETTO Fabio	Tatus FR 2.0	1'36.551
25	24 DE TOFFOL Marco	Tatus FR 2.0	1'36.575
26	89 PADOVANI Simone	Tatus FR 2.0	1'42.539

**SPEED**

1	44 ZELLER Sandro	Dallara F316	226,9
2	1 BERTA Benjamin	Dallara F317	225,5
3	46 PEREGO Riccardo	Dallara F317	225,5
4	8 RASERO Dino	Dallara F320	225,0
5	10 NODA Juiu	Dallara F320	224,5
6	95 CARAMUSCIA Christian	Tatus FR 2.0	224,5
7	21 PAPALEO Renato	Dallara F317	223,6
8	131 GALLI Francesco	Dallara F320	223,1
9	29 PALUMMIERI Stefano	Tatus FR 2.0	221,8
10	51 PELLEGRINI Bernardo	Dallara F320	221,8
11	5 SARTORI Karim	Tatus FR 2.0	221,3
12	6 MILANI Enrico	Dallara F308	221,3
13	68 STENTELLA Enzo	Dallara F320	218,6
14	20 LARSEN Stig	Dallara F317	218,2
15	35 FONTANELLA Ferruccio	Dallara F308	217,7
16	16 IMMORDINO Matteo	Tatus FR 2.0	217,7
17	27 BELLEZZA Patrick	Dallara F300	216,9
18	33 MARINARO Salvatore	Dallara F310	216,9
19	42 PEDETTI Davide	Dallara F317	216,9
20	81 PEDETTI Giancarlo	Dallara F317	215,1
21	36 SOLFAROLI Francesco	Dallara F317	213,4
22	83 RADRIZZANI Daniele	Dallara F317	213,0
23	79 TURCHETTO Fabio	Tatus FR 2.0	213,0
24	89 PADOVANI Simone	Tatus FR 2.0	212,2
25	11 TANCREDI Carmine	Dallara F308	210,1
26	24 DE TOFFOL Marco	Tatus FR 2.0	208,1

**SEG. 1**

1	46 PEREGO Riccardo	12.500
2	131 GALLI Francesco	12.585
3	44 ZELLER Sandro	12.605
4	10 NODA Juiu	12.630
5	21 PAPALEO Renato	12.668
6	1 BERTA Benjamin	12.669
7	8 RASERO Dino	12.726
8	51 PELLEGRINI Bernardo	12.810
9	68 STENTELLA Enzo	12.845
10	6 MILANI Enrico	12.879
11	35 FONTANELLA Ferruccio	12.939
12	95 CARAMUSCIA Christian	12.960
13	29 PALUMMIERI Stefano	12.972
14	33 MARINARO Salvatore	12.983
15	5 SARTORI Karim	12.989
16	36 SOLFAROLI Francesco	12.997
17	20 LARSEN Stig	13.072
18	27 BELLEZZA Patrick	13.122
19	16 IMMORDINO Matteo	13.129
20	83 RADRIZZANI Daniele	13.129
21	42 PEDETTI Davide	13.149
22	11 TANCREDI Carmine	13.179
23	81 PEDETTI Giancarlo	13.197
24	79 TURCHETTO Fabio	13.261
25	24 DE TOFFOL Marco	13.607
26	89 PADOVANI Simone	13.726

**SEG. 2**

1	10 NODA Juiu	30.524
2	131 GALLI Francesco	30.700
3	1 BERTA Benjamin	30.777
4	51 PELLEGRINI Bernardo	30.934
5	8 RASERO Dino	31.043
6	46 PEREGO Riccardo	31.157
7	44 ZELLER Sandro	31.177
8	21 PAPALEO Renato	31.425
9	6 MILANI Enrico	31.801
10	68 STENTELLA Enzo	31.866
11	20 LARSEN Stig	32.033
12	36 SOLFAROLI Francesco	32.183
13	35 FONTANELLA Ferruccio	32.344
14	42 PEDETTI Davide	32.428
15	95 CARAMUSCIA Christian	32.559
16	29 PALUMMIERI Stefano	32.581
17	33 MARINARO Salvatore	32.640
18	5 SARTORI Karim	32.750
19	81 PEDETTI Giancarlo	32.814
20	27 BELLEZZA Patrick	33.001
21	83 RADRIZZANI Daniele	33.053
22	16 IMMORDINO Matteo	33.131
23	11 TANCREDI Carmine	33.358
24	24 DE TOFFOL Marco	33.408
25	79 TURCHETTO Fabio	33.514
26	89 PADOVANI Simone	35.285

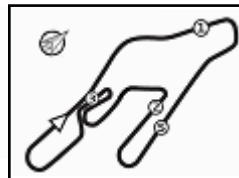
**SEG. 3**

1	131 GALLI Francesco	26.788
2	51 PELLEGRINI Bernardo	26.865
3	1 BERTA Benjamin	26.886
4	10 NODA Juiu	26.895
5	8 RASERO Dino	27.362
6	46 PEREGO Riccardo	27.403
7	44 ZELLER Sandro	27.488
8	6 MILANI Enrico	27.657
9	21 PAPALEO Renato	27.681
10	36 SOLFAROLI Francesco	27.831
11	20 LARSEN Stig	27.834
12	68 STENTELLA Enzo	27.866
13	42 PEDETTI Davide	27.880
14	35 FONTANELLA Ferruccio	28.230
15	83 RADRIZZANI Daniele	28.262
16	5 SARTORI Karim	28.338
17	95 CARAMUSCIA Christian	28.340
18	33 MARINARO Salvatore	28.451
19	16 IMMORDINO Matteo	28.554
20	29 PALUMMIERI Stefano	28.571
21	81 PEDETTI Giancarlo	28.623
22	24 DE TOFFOL Marco	28.844
23	11 TANCREDI Carmine	28.985
24	79 TURCHETTO Fabio	29.020
25	27 BELLEZZA Patrick	29.067
26	89 PADOVANI Simone	30.218

**SEG. 4**

1	10 NODA Juiu	18.247
2	1 BERTA Benjamin	18.469
3	131 GALLI Francesco	18.516
4	51 PELLEGRINI Bernardo	18.628
5	8 RASERO Dino	18.768
6	44 ZELLER Sandro	18.807
7	46 PEREGO Riccardo	18.881
8	6 MILANI Enrico	18.983
9	68 STENTELLA Enzo	19.053
10	36 SOLFAROLI Francesco	19.187
11	21 PAPALEO Renato	19.259
12	42 PEDETTI Davide	19.377
13	35 FONTANELLA Ferruccio	19.683
14	20 LARSEN Stig	19.739
15	33 MARINARO Salvatore	19.815
16	11 TANCREDI Carmine	19.911
17	83 RADRIZZANI Daniele	19.912
18	81 PEDETTI Giancarlo	20.001
19	95 CARAMUSCIA Christian	20.005
20	29 PALUMMIERI Stefano	20.005
21	5 SARTORI Karim	20.175
22	16 IMMORDINO Matteo	20.176
23	27 BELLEZZA Patrick	20.181
24	24 DE TOFFOL Marco	20.435
25	79 TURCHETTO Fabio	20.658
26	89 PADOVANI Simone	22.146





## ACI Racing Weekend Vallelunga, 10-11 Giugno 2023

### Zinox F2000 Italian Trophy - Ideal Time Prove Libere 2

Vallelunga 4.085 m

Num. Conduattore	Auto	Seg. 1	Seg. 2	Seg. 3	Seg. 4	Ideal Time			
		Diff. 1	Diff. 2	Diff. 3	Diff. 4	Miglior Giro	Pos.	Diff.	
1	<b>10 NODA J.</b> (JPN)	Dallara F320	12.630 +0.107	<b>30.524</b>	26.895	<b>18.247</b>	<b>1'28.296</b> 1'28.403	1	0.107
2	<b>131 GALLI F.</b> (ITA)	Dallara F320	12.585 +0.159	30.700 +0.157	<b>26.788</b> +0.030	18.516	<b>1'28.589</b> 1'28.935	3	0.346
3	<b>1 BERTA B.</b> (HUN)	Dallara F317	12.669 +0.005	30.777	26.886	18.469 +0.003	<b>1'28.801</b> 1'28.809	2	0.008
4	<b>51 PELLEGRINI B.</b> (ITA)	Dallara F320	12.810 +0.065	30.934 +0.005	26.865	18.628 +0.109	<b>1'29.237</b> 1'29.416	4	0.179
5	<b>8 RASERO D.</b> (ITA)	Dallara F320	12.726	31.043 +0.022	27.362 +0.024	18.768	<b>1'29.899</b> 1'29.945	5	0.046
6	<b>46 PEREGO R.</b> (ITA)	Dallara F317	<b>12.500</b> +0.153	31.157 +0.142	27.403	18.881 +0.025	<b>1'29.941</b> 1'30.261	6	0.320
7	<b>44 ZELLER S.</b> (CHE)	Dallara F316	12.605 +0.066	31.177 +0.013	27.488 +0.097	18.807 +0.183	<b>1'30.077</b> 1'30.436	7	0.359
8	<b>21 PAPALEO R.</b> (ITA)	Dallara F317	12.668 +0.042	31.425	27.681 +0.157	19.259	<b>1'31.033</b> 1'31.232	8	0.199
9	<b>6 MILANI E.</b> (ITA)	Dallara F308	12.879	31.801	27.657	18.983 +0.118	<b>1'31.320</b> 1'31.438	9	0.118
10	<b>68 STENTELLA E.</b> (ITA)	Dallara F320	12.845 +0.036	31.866 +0.240	27.866	19.053 +0.148	<b>1'31.630</b> 1'32.054	10	0.424
11	<b>36 SOLFAROLI F.</b> (ITA)	Dallara F317	12.997 +0.130	32.183	27.831	19.187	<b>1'32.198</b> 1'32.328	11	0.130
12	<b>20 LARSEN S.</b> (DNK)	Dallara F317	13.072 +0.065	32.033	27.834	19.739	<b>1'32.678</b> 1'32.743	12	0.065
13	<b>42 PEDETTI D.</b> (ITA)	Dallara F317	13.149 +0.036	32.428	27.880 +0.080	19.377	<b>1'32.834</b> 1'32.950	13	0.116
14	<b>35 FONTANELLA F.</b> (ITA)	Dallara F308	12.939	32.344 +0.279	28.230	19.683 +0.002	<b>1'33.196</b> 1'33.477	14	0.281
15	<b>95 CARAMUSCIA C.</b> (ITA)	Tatuus FR 2.0	12.960 +0.050	32.559 +0.279	28.340	20.005 +0.019	<b>1'33.864</b> 1'34.212	16	0.348
16	<b>33 MARINARO S.</b> (ITA)	Dallara F310	12.983 +0.146	32.640	28.451	19.815 +0.009	<b>1'33.889</b> 1'34.044	15	0.155
17	<b>29 PALUMMIERI S.</b> (ITA)	Tatuus FR 2.0	12.972 +0.059	32.581	28.571 +0.052	20.005	<b>1'34.129</b> 1'34.240	17	0.111
18	<b>5 SARTORI K.</b> (ITA)	Tatuus FR 2.0	12.989 +0.025	32.750	28.338 +0.200	20.175	<b>1'34.252</b> 1'34.477	18	0.225
19	<b>83 RADRIZZANI D.</b> (ITA)	Dallara F317	13.129 +0.101	33.053 +0.531	28.262	19.912 +0.075	<b>1'34.356</b> 1'35.063	20	0.707
20	<b>81 PEDETTI G.</b> (ITA)	Dallara F317	13.197	32.814 +0.011	28.623	20.001	<b>1'34.635</b> 1'34.646	19	0.011
21	<b>16 IMMORDINO M.</b> (ITA)	Tatuus FR 2.0	13.129 +0.097	33.131 +0.131	28.554	20.176	<b>1'34.990</b> 1'35.218	21	0.228
22	<b>27 BELLEZZA P.</b> (ITA)	Dallara F300	13.122	33.001	29.067 +0.248	20.181	<b>1'35.371</b> 1'35.619	23	0.248
23	<b>11 TANCREDI C.</b> (ITA)	Dallara F308	13.179 +0.071	33.358	28.985	19.911 +0.074	<b>1'35.433</b> 1'35.578	22	0.145
24	<b>24 DE TOFFOL M.</b> (ITA)	Tatuus FR 2.0	13.607 +0.079	33.408 +0.016	28.844 +0.152	20.435 +0.034	<b>1'36.294</b> 1'36.575	25	0.281
25	<b>79 TURCHETTO F.</b> (ITA)	Tatuus FR 2.0	13.261 +0.094	33.514	29.020	20.658 +0.004	<b>1'36.453</b> 1'36.551	24	0.098
26	<b>89 PADOVANI S.</b> (ITA)	Tatuus FR 2.0	13.726 +0.090	35.285 +1.074	30.218	22.146	<b>1'41.375</b> 1'42.539	26	1.164
<b>Ideal Time Assoluto</b>			12.500	30.524	26.788	18.247	<b>1'28.059</b>		

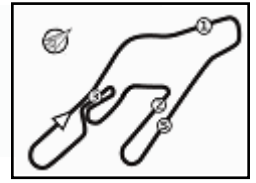








2.5



Vallelunga 4.085 m

ACI Racing Weekend Vallelunga, 10-11 Giugno 2023
Zinox F2000 Italian Trophy - Analisi Tempi Prove Libere 2

3 / 4

Table with 14 rows of driver data for S. Zeller, including lap times, segment times, total time, km/h, and local time.

44 S. ZELLER (1'30.436)

Table with 14 rows of driver data for S. Zeller, including lap times, segment times, total time, km/h, and local time.

46 R. PEREGO (1'30.261)

Table with 14 rows of driver data for R. Perego, including lap times, segment times, total time, km/h, and local time.

51 B. PELLEGRINI (1'29.416)

Table with 14 rows of driver data for B. Pellegrini, including lap times, segment times, total time, km/h, and local time.

68 E. STENTELLA (1'32.054)

Table with 6 rows of driver data for E. Stentella, including lap times, segment times, total time, km/h, and local time.

Table with 14 rows of driver data for F. Turchetto, including lap times, segment times, total time, km/h, and local time.

79 F. TURCHETTO (1'36.551)

Table with 13 rows of driver data for F. Turchetto, including lap times, segment times, total time, km/h, and local time.

81 G. PEDETTI (1'34.646)

Table with 13 rows of driver data for G. Pedetti, including lap times, segment times, total time, km/h, and local time.

83 D. RADRIZZANI (1'35.063)

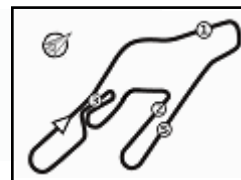
Table with 9 rows of driver data for D. Radrizzani, including lap times, segment times, total time, km/h, and local time.

89 S. PADOVANI (1'42.539)

Table with 10 rows of driver data for S. Padovani, including lap times, segment times, total time, km/h, and local time.

09/06/2023 P = Box In/Out - C = Tempo Invalidato



**2.5**

Vallelunga 4.085 m

4 / 4

## ACI Racing Weekend Vallelunga, 10-11 Giugno 2023

### Zinox F2000 Italian Trophy - Analisi Tempi Prove Libere 2

11 30.097 38.186 30.515 22.258 2'01.056P 206,9 18:32'05.168

#### 95 C. CARAMUSCIA (1'34.212)

Giro	Seg.1	Seg.2	Seg.3	Seg.4	T. Giro	km/h	Local Time
1		43.698	34.192	23.708		156,5	18:12'19.580
2	13.949	35.866	30.203	22.038	1'42.056	214,3	18:14'01.636
3	13.140	34.371	30.303	21.342	1'39.156	218,6	18:15'40.792
4	13.086	33.679	29.103	20.376	1'36.244	220,0	18:17'17.036
5	13.377	35.382	33.308	21.239	1'43.306	223,1	18:19'00.342
6	13.068	33.214	28.938	20.317	1'35.537	222,7	18:20'35.879
7	12.986	32.965	28.520	<b>20.005</b>	1'34.476	223,6	18:22'10.355
8	<b>12.960</b>	32.744	28.600	20.030	1'34.334	222,2	18:23'44.689
9	<b>12.960</b>	32.937	28.912	1'40.325	2'55.134P	223,6	18:26'39.823
10	22.102	33.299	28.674	20.193	1'44.268P	220,9	18:28'24.091
11	13.010	32.838	<b>28.340</b>	20.024	<b>1'34.212</b>	221,8	18:29'58.303
12	13.009	<b>32.559</b>	30.187	20.267	1'36.022	<b>224,5</b>	18:31'34.325

#### 131 F. GALLI (1'28.935)

Giro	Seg.1	Seg.2	Seg.3	Seg.4	T. Giro	km/h	Local Time
1		39.867	30.064	20.998		201,1	18:12'09.716
2	13.655	34.839	28.560	19.450	1'36.504	216,4	18:13'46.220
3	12.840	31.344	27.408	18.707	1'30.299	220,4	18:15'16.519
4	12.699	32.350	29.467	18.832	1'33.348	219,5	18:16'49.867
5	12.735	31.020	26.986	18.559	1'29.300	222,7	18:18'19.167
6	12.689	34.344	31.078	18.850	1'36.961	219,1	18:19'56.128
7	12.738	30.978	27.104	18.616	1'29.436	222,2	18:21'25.564
8	<b>12.585</b>	37.235	33.938	21.140	1'44.898	177,6	18:23'10.462
9	12.744	30.857	26.818	<b>18.516</b>	<b>1'28.935</b>	<b>223,1</b>	18:24'39.397
10	15.753	32.553	28.606	2'34.493	3'51.405P	220,0	18:28'30.802
11	23.719	35.497	27.820	18.790	1'45.826P	212,2	18:30'16.628
12	12.739	31.065	27.262	18.954	1'30.020	222,7	18:31'46.648

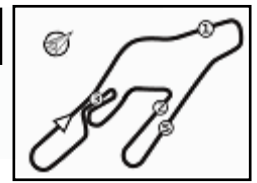
09/06/2023

P = Box In/Out - C = Tempo Invalidato

Powered by FICr PERUGIA TIMING



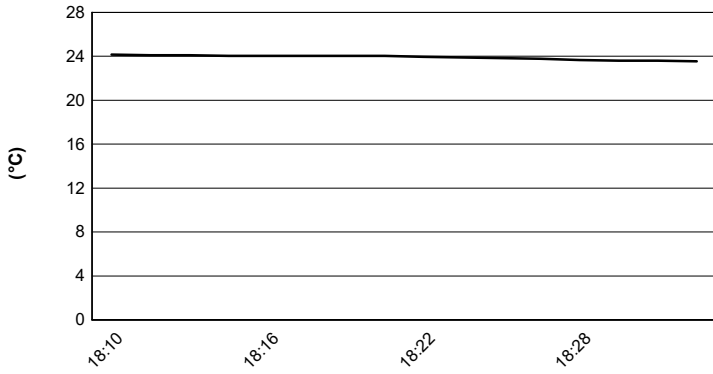




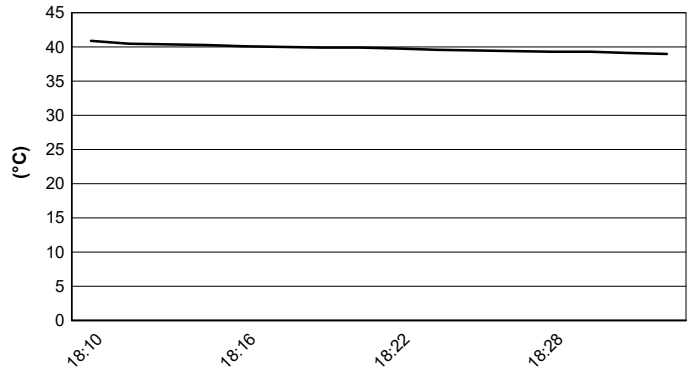
Vallelunga 4.085 m

**ACI Racing Weekend Vallelunga, 10-11 Giugno 2023**  
**Zinox F2000 Italian Trophy - Meteo Prove Libere 2**  
Session started 18:10 - Session ended 18:33

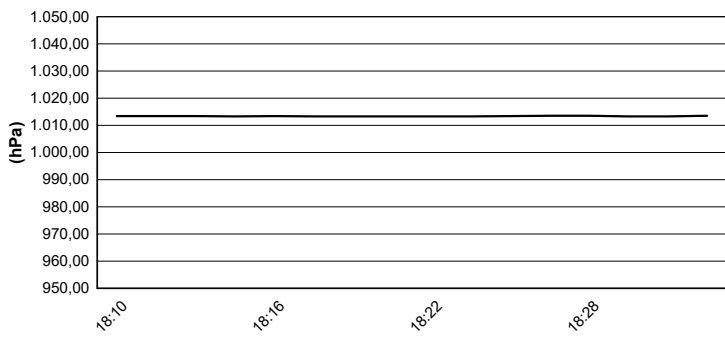
**Air Temperature**



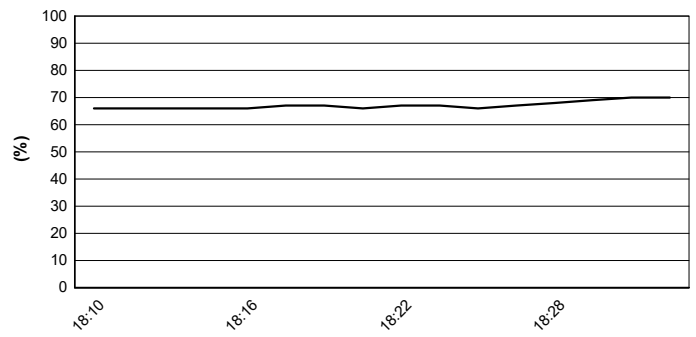
**Track Temperature**



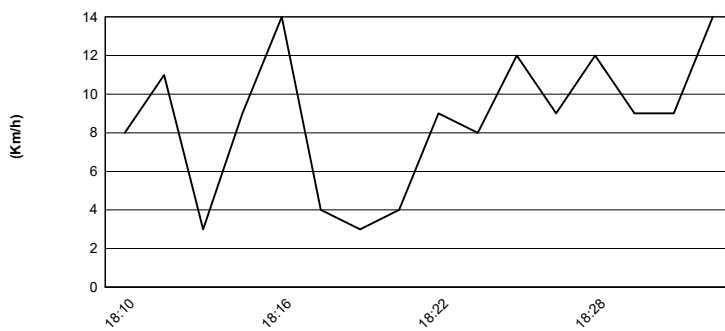
**Air Pressure**



**Humidity**



**Wind Speed**



**Wind Direction**

