

## 9th Hankook 12H MUGELLO 2023

24 - 26 March 2023

Mugello circuit - 5245mtr.

### Zinox F2000 Trophy

#### Revision 1 - Final starting grid Race 2

Start Time : 17:40 - Heat Duration : 25 Minutes And 1 lap


Pos	Nbr	Name	time
-----	-----	------	------

2	10	Juju Noda	1:40.333
4	131	Francesco Galli	1:42.251
6	1	Benjamin Berta	1:42.516
8	44	Sandro Zeller	1:42.649
10	14	Andrea Benalli	1:44.452
12	46	Riccardo Perego	1:45.371
14	42	Davide Pedetti	1:45.550
16	36	Francesco Solfaroli	1:47.771
18	27	Patrick Bellezza	1:48.021
20	83	Daniele Radrizzani	1:48.652
22	2	Laurence Balestrini	1:49.048
24	33	Savatore Marinaro	1:49.569
26	11	Carmine Tancredi	1:50.356
28	9	Luca Iannaccone	1:50.578
30	79	Fabio Turchetto	1:52.958
32	89	Simone Padovani	2:07.815

Pos	Nbr	Name	time
-----	-----	------	------

Row 1  
Row 2  
Row 3  
Row 4  
Row 5  
Row 6  
Row 7  
Row 8  
Row 9  
Row 10  
Row 11  
Row 12  
Row 13  
Row 14  
Row 15  
Row 16  
Row 17

----- START LINE ----- Pole Right -----			
1	84	Francesco Simonazzi	1:39.234
3	81	Marco Falci	1:41.191
5	21	Alessandro Bracalente	1:42.276
7	51	Bernardo Pellegrini	1:42.585
9	8	Dino Rasero	1:42.761
11	41	Franco Cimarelli	1:45.066
13	39	Edoardo Bonanomi	1:45.530
15	68	Enzo Stentella	1:46.290
17	13	Sergio Terrini	1:47.845
19	95	Christian Caramuscia	1:48.364
21	5	Karim Sartori	1:48.843
23	20	Stig Larsen	1:49.204
25	85	Daniele Siano	1:49.885
27	28	Giorgio Berto	1:50.479
29	29	Stefano Palummieri	1:51.497
31	16	Matteo Immordino	1:53.424
33	34	Sergio Conti	2:20.672

Results: <a href="http://www.gettracereults.com">www.gettracereults.com</a>			Timekeeping by : RSTime by TimeService.nl	Publication-time
Chairman of the Stewards	Steward	Steward		
Edoardo Maria Rinaldi (ACI Sport 17596)	Manuela Canonica (ACI Sport 335219)	Gianluca Nataloni (ACI Sport 338031)		
Page 1 of 1				

## 9th Hankook 12H MUGELLO 2023

Heat name : Zinox F2000 Trophy - Race 2  
 Heat Date : 25 March 2023  
 Track name : Mugello circuit - 5245 mtr.

Participants Started : 32 Participants Classified : 33  
 Participants Finished : 29 Participants Not Classified : 0  
 Participants Not Finished : 3

Green flag at : 17:49:43 Heat recording start time : 17:26:26  
 Finish flag waved at : 18:16:56 Heat recording end time : 18:19:06  
 Total time under Green : 27:12 Total of All Laps in Heat : 481  
 Number of cautions : 0 Total time under Yellow : 00:00:00  
 Number of code-60's : 0 Total time under Code-60 : 00:00:00

### Summary of winners per class

Nbr	Name / Team name	Car	Cls	Fastest Laptime	In	Avg. Speed	Laps	Race Time
10	Juju Noda	F3 DALLARA F320 VOLKSV	SF	1:40.034	4	184.61	16	27:16.411
81	Marco Falci	F3 DALLARA F317 TOYOT/	P	1:41.892	4	182.38	16	27:36.429
14	Andrea Benalli	F3 DALLARA F309 POWER	G	1:45.447	12	175.62	16	28:40.186
13	Sergio Terrini	F3 DALLARA F308 FIAT FTI	S	1:47.223	2	170.50	15	27:41.082
95	Christian Caramuscia	TATUUS FR 2.0 RENAULT	O	1:50.558	9	166.98	15	28:16.093
85	Daniele Siano	F3 DALLARA 308 FIAT	B	1:49.858	4	166.87	15	28:17.213
79	Fabio Turchetto	TATUUS FR 2.0 RENAULT	L	1:52.252	5	164.07	15	28:46.240
34	Sergio Conti	TATUUS F4 ABARTH	FE	2:09.499	12	137.60	12	27:26.641

### Leader history during the Heat

#	Nbr	Lap	to Lap	Name	Car
1	10	1	16	Juju Noda	F3 DALLARA F320 VOLKSV

### Best Lap time history during the Heat

#	Nbr	lap time	in lap	Name	Car	time of day
1	10	1:47.220	1	Juju Noda	F3 DALLARA F320 VOLKSWAGEN	17:51:32
2	21	1:47.156	1	Alessandro Bracalente	F3 DALLARA F317 VOLKSWAGEN	17:51:34
3	10	1:40.300	2	Juju Noda	F3 DALLARA F320 VOLKSWAGEN	17:53:12
4	10	1:40.290	3	Juju Noda	F3 DALLARA F320 VOLKSWAGEN	17:54:53
5	10	1:40.034	4	Juju Noda	F3 DALLARA F320 VOLKSWAGEN	17:56:33

### Summary of best laptimes per class

Nbr	Name / Team name	Car	Cls	Fastest Laptime	In	Speed
10	Juju Noda	F3 DALLARA F320 VOLKSWAGEN	SF	1:40.034	4	188.76
81	Marco Falci	F3 DALLARA F317 TOYOTA	P	1:41.892	4	185.31
14	Andrea Benalli	F3 DALLARA F309 POWER ENGINE	G	1:45.447	12	179.07
13	Sergio Terrini	F3 DALLARA F308 FIAT FTP	S	1:47.223	2	176.10
11	Carmine Tancredi	F3 DALLARA F308 TOYOTA	B	1:48.922	4	173.35
34	Sergio Conti	TATUUS F4 ABARTH	FE	2:09.499	12	145.81
79	Fabio Turchetto	TATUUS FR 2.0 RENAULT	L	1:52.252	5	168.21
29	Stefano Palummieri	TATUUS FR 2.0 RENAULT	O	1:50.555	7	170.79

### Summary of number of laps in the lead

#	Nbr	Name	Car	# Laps in the lead
1	10	Juju Noda	F3 DALLARA F320	16

## 9th Hankook 12H MUGELLO 2023

### Zinox F2000 Trophy

#### Provisional result per class Race 2

24 - 26 March 2023  
Mugello circuit - 5 245mtr.

#### Super Formula

Pos	Nbr	Name / Entrant	Car / Team name	Gap	Diff	Total time	Fastest	In
1	10	Juju Noda Noda Racing	F3 DALLARA F320 VOLKSWAGEN -- Noda Racing	16 laps --		27:16.411	1:40.034	4
2	51	Bernardo Pellegrini Pellegrini Bernardo	F3 DALLARA F320 MERCEDES H1 Ht Powertrain	28.225	28.225	27:44.636	1:41.334	4
3	131	Francesco Galli Galli Francesco	F3 DALLARA F320 VOLKSWAGEN G Motorport	33.810	5.585	27:50.221	1:41.926	3
4	8	Dino Rasero Rasero Dino	F3 DALLARA F320 MERCEDES H1 Puresport	51.494	17.684	28:07.905	1:42.750	3
5	68	Enzo Stentella Stentella Enzo	F3 DALLARA F320 MERCEDES H1 Tvs Motorsport	1:23.004	31.510	28:39.415	1:44.666	11
DNS	212	Paolo Brajnik Nv Racing	F3 DALLARA F320 VOLKSWAGEN Nv Racing					

#### Platinum

Pos	Nbr	Name / Entrant	Car / Team name	Gap	Diff	Total time	Fastest	In
1	81	Marco Falci Falci Marco	F3 DALLARA F317 TOYOTA -- Nannini Racing	16 laps --		27:36.429	1:41.892	4
2	44	Sandro Zeller Jo Zeller Racing	F3 DALLARA F316 MERCEDES H1 Jo Zeller Racing	13.513	13.513	27:49.942	1:42.164	3
3	1	Benjamin Berta Franz Woss Racing	F3 DALLARA F317 MERCEDES Franz Woss Racing	19.575	6.062	27:56.004	1:42.060	3
4	21	Alessandro Bracalente Bracalente Alessandro	F3 DALLARA F317 VOLKSWAGEN One Sport Performance	20.516	0.941	27:56.945	1:42.001	2
5	46	Riccardo Perego Perego Riccardo	F3 DALLARA F317 VOLKSWAGEN Team Perego	58.687	38.170	28:35.116	1:44.890	12
6	41	Franco Cimarrelli Cimarrelli Franco	F3 DALLARA F312 VOLKSWAGEN Emotion Motorsport	1:17.983	19.296	28:54.412	1:45.636	2
7	36	Francesco Solfaroli Solfaroli Francesco	F3 DALLARA F317 TOYOTA -- Facondini Racing	15 laps --		27:35.965	1:46.253	7
8	20	Stig Larsen Larsen Stig	F3 DALLARA F317 VOLKSWAGEN Ht Powertrain	29.548	29.548	28:05.513	1:49.236	7
9	83	Daniele Radrizzani Radrizzani Daniele	F3 DALLARA F317 TOYOTA Emotion Motorsport	29.626	0.078	28:05.591	1:49.404	15

#### Gold

Pos	Nbr	Name / Entrant	Car / Team name	Gap	Diff	Total time	Fastest	In
1	14	Andrea Benalli Benalli Andrea	F3 DALLARA F309 POWER ENGIN -- Puresport	16 laps --		28:40.186	1:45.447	12
2	42	Davide Pedetti Pedetti Davide	F3 DALLARA F317 TOYOTA Nannini Racing	3.344	3.344	28:43.530	1:45.863	12
3	39	Edoardo Bonanomi Bonanomi Edoardo	F3 DALLARA F312 MERCEDES -- Team Automobile Tricolore	15 laps --		27:53.680	1:47.600	5

Fastest time : 1:39.254 in lap 3 by nbr. 84 : Francesco Simonazzi (F3 DALLARA F320)

**Publication-time**

Results: [www.gettraceresults.com](http://www.gettraceresults.com)

Timekeeping by : RSTime by TimeService.nl

Race Director

Chief Timekeeper

Gianluca Marotta (ACI Sport 54520)

Rob Oude Luttikhuis (KNAF 38761)



## 9th Hankook 12H MUGELLO 2023

### Zinox F2000 Trophy

#### Provisional result per class Race 2

**24 - 26 March 2023**  
**Mugello circuit - 5 245mtr.**

#### Silver

Pos	Nbr	Name / Entrant	Car / Team name	Gap	Diff	Total time	Fastest	In
1	13	Sergio Terrini Terrini Sergio	F3 DALLARA F308 FIAT FTP Twister Italia	-- 15 laps --		27:41.082	1:47.223	2
2	27	Patrick Bellezza Bellezza Patrick	F3 DALLARA F300 FIAT NOVAMO Bellspeed	34.825	34.825	28:15.907	1:50.320	9
3	33	Savatore Marinaro Marinaro Salvatore	F3 DALLARA F310 FIAT Sud Motorsport	-- 12 laps --		22:30.505	1:48.404	12
4	28	Giorgio Berto Berto Giorgio	F3 DALLARA F308 FIAT Bmg Racing	17.413	17.413	22:47.918	1:51.722	5

#### Bronze

Pos	Nbr	Name / Entrant	Car / Team name	Gap	Diff	Total time	Fastest	In
1	85	Daniele Siano Siano Daniele	F3 DALLARA 308 FIAT Sud Motorsport	-- 15 laps --		28:17.213	1:49.858	4
2	11	Carmine Tancredi Tancredi Carmine	F3 DALLARA F308 TOYOTA Team Tramonti Corse	27.475	27.475	28:44.688	1:48.922	4
3	9	Luca Iannaccone Franz Woss Racing	F3 DALLARA F308 TOYOTA Franz Woss Racing	-- 14 laps --		27:58.323	1:53.783	11

#### Formula Entry

Pos	Nbr	Name / Entrant	Car / Team name	Gap	Diff	Total time	Fastest	In
1	34	Sergio Conti Conti Sergio	TATUUS F4 ABARTH	-- 12 laps --	3:31.770	27:26.641	2:09.499	12

#### Light

Pos	Nbr	Name / Entrant	Car / Team name	Gap	Diff	Total time	Fastest	In
1	79	Fabio Turchetto Turchetto Fabio	TATUUS FR 2.0 RENAULT A.S.D. Ruote Scoperte M.	-- 15 laps --		28:46.240	1:52.252	5
2	89	Simone Padovani Padovani Simone	TATUUS FR 2.0 RENAULT Padovani Corse Asd	-- 14 laps --		29:08.420	2:00.674	14

#### Open

Pos	Nbr	Name / Entrant	Car / Team name	Gap	Diff	Total time	Fastest	In
1	95	Christian Caramuscia Caramuscia Christian	TATUUS FR 2.0 RENAULT Derva Corse Asd	-- 15 laps --		28:16.093	1:50.558	9
2	29	Stefano Palummieri Palummieri Stefano	TATUUS FR 2.0 RENAULT Plmracing	3.000	3.000	28:19.093	1:50.555	7
3	2	Laurence Balestrini Balestrini Laurence	TATUUS FR 2.0 RENAULT Viola Formula Racing	17.742	14.742	28:33.835	1:51.337	5
4	16	Matteo Immordino Immordino Matteo	TATUUS FR 2.0 RENAULT Derva Corse Asd	30.065	12.323	28:46.158	1:51.865	12
5	5	Karim Sartori Sartori Karim	TATUUS FR 2.0 RENAULT Speed Motor	-- 14 laps --		26:24.962	1:50.638	9

Fastest time : 1:39.254 in lap 3 by nbr. 84 : Francesco Simonazzi (F3 DALLARA F320)

**Publication-time**

Results: [www.getraceresults.com](http://www.getraceresults.com)

Timekeeping by : RSTime by TimeService.nl

Race Director

Chief Timekeeper

Gianluca Marotta (ACI Sport 54520)

Rob Oude Luttikhuis (KNAF 38761)




# 9th Hankook 12H MUGELLO 2023

## Zinox F2000 Trophy

### Provisional result per class Race 2

24 - 26 March 2023  
Mugello circuit - 5 245mtr.

CAR 39 - 25 SECONDS TIME PENALTY - NOT RESPECTING FORMATION LAP PROCEDURE  
CAR 21 - 10 SECONDS TIME PENALTY - CAUSTING A COLLISION AT T10

Fastest time : 1:39.254 in lap 3 by nbr. 84 : Francesco Simonazzi (F3 DALLARA F320)		<b>Publication-time</b>
Results: <a href="http://www.getraceresults.com">www.getraceresults.com</a>		Timekeeping by : RSTime by TimeService.nl
Race Director  Gianluca Marotta (ACI Sport 54520)	Chief Timekeeper  Rob Oude Luttikhuis (KNAF 38761)	
Page 3 of 3	Results remain provisional pending technical examination and decisions from the stewards of the meeting	

## 9th Hankook 12H MUGELLO 2023

### Zinox F2000 Trophy Laptimes - Race 2

24 - 26 March 2023  
Mugello circuit - 5245mtr.

Nbr	Name	Laps	lap	Lap ..1	Lap ..2	Lap ..3	Lap ..4	Lap ..5	Lap ..6	Lap ..7	Lap ..8	Lap ..9	Lap ..0
10	Juju Noda	16	1 - 10	1:47.220	1:40.300	1:40.290	1:40.034	1:40.347	1:40.595	1:41.126	1:41.029	1:43.461	1:44.158
			11 - 20	1:45.220	1:41.090	1:42.081	1:42.369	1:42.841	1:42.346				
81	Marco Falci	16	1 - 10	1:47.832	1:42.073	1:42.053	1:41.892	1:42.418	1:42.447	1:41.916	1:42.312	1:42.582	1:42.892
			11 - 20	1:43.126	1:47.072	1:43.351	1:42.676	1:43.639	1:45.570				
51	Bernardo Pellegrini	16	1 - 10	1:51.559	1:41.788	1:41.875	1:41.334	1:42.064	1:43.512	1:41.993	1:42.988	1:42.632	1:43.689
			11 - 20	1:43.063	1:43.651	1:46.597	1:44.629	1:43.275	1:45.616				
44	Sandro Zeller	16	1 - 10	1:48.408	1:42.806	1:42.164	1:42.199	1:42.571	1:44.355	1:43.442	1:43.599	1:42.792	1:43.777
			11 - 20	1:43.596	1:44.765	1:46.995	1:45.138	1:44.018	1:44.642				
131	Francesco Galli	16	1 - 10	1:48.065	1:42.445	1:41.926	1:42.222	1:42.841	1:43.223	1:43.158	1:44.866	1:43.081	1:43.374
			11 - 20	1:43.563	1:44.618	1:50.010	1:45.834	1:43.444	1:44.473				
1	Benjamin Berta	16	1 - 10	1:47.527	1:42.574	1:42.060	1:42.737	1:43.098	1:44.698	1:43.375	1:44.063	1:43.789	1:43.746
			11 - 20	1:44.226	1:44.301	1:46.969	1:48.224	1:44.950	1:45.647				
21	Alessandro Bracalente	16	1 - 10	1:47.156	1:42.001	1:42.124	1:42.035	1:42.541	1:42.407	1:42.101	1:42.476	1:43.419	1:44.029
			11 - 20	1:44.805	1:45.632	1:46.919	1:47.687	1:43.325	1:44.901				
8	Dino Rasero	16	1 - 10	1:49.585	1:42.961	1:42.750	1:43.394	1:42.894	1:43.174	1:42.829	1:43.104	1:43.736	1:45.711
			11 - 20	1:44.491	1:46.672	1:44.204	1:51.493	1:51.498	1:44.877				
46	Riccardo Perego	16	1 - 10	1:52.643	1:45.580	1:46.690	1:46.396	1:46.002	1:45.010	1:45.959	1:44.995	1:46.034	1:49.368
			11 - 20	1:45.499	1:44.890	1:45.257	1:49.554	1:47.434	1:48.494				
68	Enzo Stentella	16	1 - 10	1:52.163	1:45.025	1:46.437	1:46.460	1:46.122	1:45.536	1:48.844	1:47.067	1:46.145	1:47.720
			11 - 20	1:44.666	1:44.848	1:45.922	1:48.034	1:48.962	1:49.651				
14	Andrea Benalli	16	1 - 10	1:54.391	1:45.544	1:45.968	1:46.701	1:46.938	1:46.360	1:47.262	1:45.824	1:46.363	1:47.480
			11 - 20	1:45.953	1:45.447	1:46.208	1:47.249	1:48.243	1:49.272				
42	Davide Pedetti	16	1 - 10	1:53.579	1:47.354	1:46.424	1:46.284	1:45.922	1:46.666	1:46.703	1:47.184	1:47.001	1:47.615
			11 - 20	1:46.453	1:45.863	1:46.388	1:46.858	1:46.555	1:50.830				
41	Franco Cimarelli	16	1 - 10	1:52.081	1:45.636	1:47.342	1:46.966	1:46.963	1:46.457	1:47.424	1:47.101	1:46.833	1:49.494
			11 - 20	1:47.448	1:47.701	1:48.319	1:48.719	1:50.018	1:50.761				
36	Francesco Solfaroli	15	1 - 10	1:58.514	1:51.240	1:51.686	1:52.538	1:52.287	1:47.804	1:46.253	1:47.172	1:49.870	1:49.694
			11 - 20	1:48.090	1:49.831	1:47.657	1:48.464	1:48.297					
13	Sergio Terrini	15	1 - 10	1:54.981	1:47.223	1:48.905	1:50.200	1:51.435	1:51.252	1:50.984	1:50.555	1:52.246	1:48.724
			11 - 20	1:48.483	1:50.446	1:49.512	1:48.974	1:50.993					
39	Edoardo Bonanomi	15	1 - 10	1:54.450	1:48.598	1:47.677	1:50.161	1:47.600	1:47.961	1:48.272	1:49.869	1:48.704	1:49.950
			11 - 20	1:48.530	1:49.025	1:50.078	1:50.892	1:50.674					
20	Stig Larsen	15	1 - 10	1:58.509	1:50.571	1:52.136	1:52.165	1:52.161	1:51.307	1:49.236	1:50.403	1:49.376	1:54.104
			11 - 20	1:50.843	1:52.053	1:55.028	1:50.626	1:49.454					
83	Daniele Radrizzani	15	1 - 10	2:00.777	1:53.465	1:49.945	1:49.539	1:52.413	1:51.385	1:50.732	1:51.041	1:49.817	1:53.238
			11 - 20	1:51.780	1:52.950	1:51.578	1:49.714	1:49.404					
27	Patrick Bellezza	15	1 - 10	1:57.097	1:51.820	1:51.814	1:52.956	1:52.270	1:51.705	1:51.685	1:53.254	1:50.320	1:52.259
			11 - 20	1:51.148	1:53.100	1:55.185	1:52.717	1:51.933					
95	Christian Caramuscia	15	1 - 10	1:58.226	1:50.932	1:51.872	1:52.776	1:52.988	1:52.754	1:51.319	1:51.943	1:50.558	1:52.237
			11 - 20	1:51.382	1:52.658	1:55.171	1:53.808	1:50.969					
85	Daniele Siano	15	1 - 10	2:00.648	1:55.745	1:51.692	1:49.858	1:49.944	1:51.288	1:51.518	1:52.007	1:51.456	1:51.534
			11 - 20	1:51.334	1:52.917	1:54.480	1:53.238	1:51.869					
29	Stefano Palummieri	15	1 - 10	2:00.631	1:56.433	1:51.082	1:51.029	1:51.219	1:51.500	1:50.555	1:50.642	1:51.574	1:51.147
			11 - 20	1:52.613	1:53.207	1:53.292	1:52.735	1:53.016					
2	Laurence Balestrini	15	1 - 10	2:00.941	1:55.097	1:52.521	1:51.770	1:51.337	1:53.899	1:51.761	1:52.082	1:52.939	1:53.584
			11 - 20	1:55.313	1:54.379	1:53.239	1:53.230	1:54.791					

## 9th Hankook 12H MUGELLO 2023

**Zinox F2000 Trophy**  
**Laptimes - Race 2**

**24 - 26 March 2023**  
**Mugello circuit - 5245mtr.**

Nbr	Name	Laps	lap	Lap ..1	Lap ..2	Lap ..3	Lap ..4	Lap ..5	Lap ..6	Lap ..7	Lap ..8	Lap ..9	Lap ..0
11	Carmine Tancredi	15	1 - 10	1:59.804	2:21.334	1:51.739	1:48.922	1:49.296	1:52.406	1:51.072	1:53.469	1:54.331	1:51.011
			11 - 20	1:51.332	1:50.975	1:52.202	1:51.463	1:56.933					
16	Matteo Immordino	15	1 - 10	2:02.313	1:56.518	1:53.892	1:53.133	1:53.510	1:53.026	1:55.106	1:55.540	1:55.034	1:52.994
			11 - 20	1:53.474	1:51.865	1:52.714	1:54.272	1:53.563					
79	Fabio Turchetto	15	1 - 10	2:02.200	1:56.250	1:53.136	1:52.556	1:52.252	1:52.462	1:52.697	1:53.857	1:53.614	1:55.163
			11 - 20	1:52.452	1:56.061	1:53.068	1:54.864	1:56.513					
5	Karim Sartori	14	1 - 10	1:58.756	1:52.453	1:51.511	1:51.118	1:52.010	1:51.971	1:51.946	1:52.536	1:50.638	1:52.135
			11 - 20	1:51.731	1:52.931	1:54.093	1:53.765						
9	Luca Iannaccone	14	1 - 10	2:03.412	1:59.814	1:55.493	1:54.622	1:53.952	1:59.878	2:05.962	1:59.160	2:04.048	1:55.026
			11 - 20	1:53.783	2:00.516	1:59.709	2:03.743						
89	Simone Padovani	14	1 - 10	2:08.001	2:04.669	2:03.499	2:03.889	2:09.046	2:04.382	2:02.216	2:03.230	2:03.849	2:08.531
			11 - 20	2:01.998	2:03.671	2:01.045	2:00.674						
33	Savatore Marinaro	12	1 - 10	2:00.615	1:55.332	1:50.422	1:49.582	1:50.094	1:52.040	1:50.413	1:51.152	1:49.341	1:53.397
			11 - 20	1:51.613	1:48.404								
28	Giorgio Berto	12	1 - 10	2:00.915	1:58.887	1:53.399	1:52.030	1:51.722	1:52.255	1:52.781	1:54.706	1:54.117	1:57.023
			11 - 20	1:55.237	1:35.947								
34	Sergio Conti	12	1 - 10	2:13.936	2:12.675	2:16.980	2:21.879	2:19.056	2:23.058	2:19.453	2:11.038	2:16.725	2:12.573
			11 - 20	2:17.441	2:09.499								

## 9th Hankook 12H MUGELLO 2023

### Zinox F2000 Trophy Sector analyse - Race 2

24 - 26 March 2023  
Mugello circuit - 5 245mtr.

Pos	Nbr	Name / Team name	Sector 1			Sector 2			Sector 3			theoretical best	Actual best	In
			time	Lap	pos	time	Lap	pos	time	Lap	pos			
1	10	Juju Noda	24.884	8	1	29.314	4	1	45.677	3	1	1:39.875	<b>1:40.034</b>	<b>4</b>
2	81	Marco Falci	25.113	9	2	29.762	4	3	46.711	7	6	1:41.586	<b>1:41.892</b>	<b>4</b>
3	51	Bernardo Pellegrini	25.114	9	3	29.825	4	5	46.203	4	2	1:41.142	<b>1:41.334</b>	<b>4</b>
4	44	Sandro Zeller	25.561	5	8	29.812	3	4	46.738	4	7	1:42.111	<b>1:42.164</b>	<b>3</b>
5	131	Francesco Galli	25.317	3	5	29.988	3	7	46.600	2	4	1:41.905	<b>1:41.926</b>	<b>3</b>
6	1	Benjamin Berta	25.446	3	7	29.926	3	6	46.643	1	5	1:42.015	<b>1:42.060</b>	<b>3</b>
7	21	Alessandro Bracalente	25.301	9	4	29.632	3	2	46.446	2	3	1:41.379	<b>1:42.001</b>	<b>2</b>
8	8	Dino Rasero	25.400	8	6	30.325	2	8	46.751	2	8	1:42.476	<b>1:42.750</b>	<b>3</b>
9	46	Riccardo Perego	25.895	5	10	31.064	2	10	47.513	12	10	1:44.472	<b>1:44.890</b>	<b>12</b>
10	68	Enzo Stentella	25.715	11	9	31.114	2	11	47.391	11	9	1:44.220	<b>1:44.666</b>	<b>11</b>
11	14	Andrea Benalli	26.023	3	12	31.274	12	12	47.789	2	11	1:45.086	<b>1:45.447</b>	<b>12</b>
12	42	Davide Pedetti	25.988	5	11	31.029	12	9	48.663	12	15	1:45.680	<b>1:45.863</b>	<b>12</b>
13	41	Franco Cimarelli	26.108	3	14	31.677	2	15	47.827	2	12	1:45.612	<b>1:45.636</b>	<b>2</b>
14	36	Francesco Solfaroli	26.045	7	13	31.553	7	13	48.655	7	14	1:46.253	<b>1:46.253</b>	<b>7</b>
15	13	Sergio Terrini	26.459	2	15	32.220	2	18	48.544	2	13	1:47.223	<b>1:47.223</b>	<b>2</b>
16	39	Edoardo Bonanomi	26.665	6	16	31.659	5	14	48.844	3	16	1:47.168	<b>1:47.600</b>	<b>5</b>
17	20	Stig Larsen	26.672	7	17	32.880	15	20	49.375	7	19	1:48.927	<b>1:49.236</b>	<b>7</b>
18	83	Daniele Radrizzani	26.827	14	18	32.982	15	21	49.072	15	18	1:48.881	<b>1:49.404</b>	<b>15</b>
19	27	Patrick Bellezza	26.995	9	23	33.282	11	22	49.838	9	23	1:50.115	<b>1:50.320</b>	<b>9</b>
20	95	Christian Caramuscia	27.092	15	25	33.385	9	23	49.811	9	22	1:50.288	<b>1:50.558</b>	<b>9</b>
21	85	Daniele Siano	26.935	4	21	32.839	4	19	49.866	5	24	1:49.640	<b>1:49.858</b>	<b>4</b>
22	29	Stefano Palummieri	26.910	7	20	33.481	7	24	49.934	8	25	1:50.325	<b>1:50.555</b>	<b>7</b>
23	2	Laurence Balestrini	27.185	5	26	33.652	4	26	50.342	7	26	1:51.179	<b>1:51.337</b>	<b>5</b>
24	11	Carmine Tancredi	26.987	11	22	32.200	4	17	49.708	4	20	1:48.895	<b>1:48.922</b>	<b>4</b>
25	16	Matteo Immordino	27.411	12	28	34.086	12	29	50.368	12	27	1:51.865	<b>1:51.865</b>	<b>12</b>
26	79	Fabio Turchetto	27.421	9	29	33.760	5	27	50.805	8	29	1:51.986	<b>1:52.252</b>	<b>5</b>
27	5	Karim Sartori	27.249	9	27	33.626	9	25	49.763	9	21	1:50.638	<b>1:50.638</b>	<b>9</b>
28	9	Luca Iannaccone	27.881	5	30	34.544	11	30	51.012	11	30	1:53.437	<b>1:53.783</b>	<b>11</b>
29	89	Simone Padovani	28.826	14	31	37.464	9	31	54.161	14	31	2:00.451	<b>2:00.674</b>	<b>14</b>
30	33	Savatore Marinaro	26.851	9	19	31.997	12	16	48.890	12	17	1:47.738	<b>1:48.404</b>	<b>12</b>
31	28	Giorgio Berto	27.078	9	24	33.772	4	28	50.616	5	28	1:51.466	<b>1:51.722</b>	<b>5</b>
32	34	Sergio Conti	29.991	12	32	40.712	12	32	57.227	10	32	2:07.930	<b>2:09.499</b>	<b>12</b>



## 9th Hankook 12H MUGELLO 2023

### Zinox F2000 Trophy Laps and Sector Times - Race 2

**24 - 26 March 2023**  
**Mugello circuit - 5 245mtr.**

1 Benjamin Berta								F3 DALLARA F317 MERCEDES											
lap	Sect-1	Speed	Sect-2	Speed	Sect-3	Speed	TopSpeed	laptime	pit	lap	Sect-1	Speed	Sect-2	Speed	Sect-3	Speed	Topspeed	laptime	pit
1	29.846		31.038		<u>46.643</u>	234.8		1:47.527		9	26.355		30.402		47.032	231.8		1:43.789	
2	25.691		30.173		46.710	234.8		1:42.574		10	25.787		30.803		47.156	232.8		1:43.746	
3	<u>25.446</u>		<u>29.926</u>		46.688	233.3		<u>1:42.060</u>		11	25.903		31.203		47.120	231.3		1:44.226	
4	25.461		30.188		47.088	229.8		1:42.737		12	25.809		31.246		47.246	232.3		1:44.301	
5	25.786		30.200		47.112	229.3		1:43.098		13	26.167		31.354		49.448	230.8		1:46.969	
6	25.816		31.475		47.407	<u>235.3</u>		1:44.698		14	27.203		33.299		47.722	230.8		1:48.224	
7	25.724		30.440		47.211	231.3		1:43.375		15	26.031		31.082		47.837	229.3		1:44.950	
8	25.605		30.329		48.129	228.8		1:44.063		16	26.108		31.036		48.503	229.8		1:45.647	

2 Laurence Balestrini								TATUUS FR 2.0 RENAULT											
lap	Sect-1	Speed	Sect-2	Speed	Sect-3	Speed	TopSpeed	laptime	pit	lap	Sect-1	Speed	Sect-2	Speed	Sect-3	Speed	Topspeed	laptime	pit
1	32.693		36.717		51.531	222.2		2:00.941		9	27.749		34.511		50.679	225.0		1:52.939	
2	27.904		35.767		51.426	223.1		1:55.097		10	27.373		34.329		51.882	<u>226.9</u>		1:53.584	
3	27.505		33.992		51.024	225.5		1:52.521		11	27.578		34.883		52.852	225.5		1:55.313	
4	27.767		<u>33.652</u>		50.351	225.0		1:51.770		12	27.493		35.143		51.743	224.5		1:54.379	
5	<u>27.185</u>		33.677		50.475	223.1		<u>1:51.337</u>		13	27.595		34.374		51.270	223.6		1:53.239	
6	27.579		34.007		52.313	225.5		1:53.899		14	27.629		34.453		51.148	225.5		1:53.230	
7	27.371		34.048		<u>50.342</u>	225.0		1:51.761		15	27.782				51.662	223.6		1:54.791	
8	27.286		34.153		50.643	225.5		1:52.082		16									

5 Karim Sartori								TATUUS FR 2.0 RENAULT											
lap	Sect-1	Speed	Sect-2	Speed	Sect-3	Speed	TopSpeed	laptime	pit	lap	Sect-1	Speed	Sect-2	Speed	Sect-3	Speed	Topspeed	laptime	pit
1	32.294		35.845		50.617	227.8		1:58.756		8	27.551		34.769		50.216	226.9		1:52.536	
2	27.721		34.501		50.231	222.7		1:52.453		9	<u>27.249</u>		<u>33.626</u>		<u>49.763</u>	225.9		<u>1:50.638</u>	
3	27.455		34.097		49.959	223.1		1:51.511		10	27.535		34.324		50.276	223.1		1:52.135	
4	27.256		33.860		50.002	227.8		1:51.118		11	27.337		34.114		50.280	225.0		1:51.731	
5	27.783		34.263		49.964	<u>228.8</u>		1:52.010		12	27.507		33.929		51.495	227.4		1:52.931	
6	27.856		33.824		50.291	224.5		1:51.971		13	28.013		34.631		51.449	221.3		1:54.093	
7	27.505		33.839		50.602	225.5		1:51.946		14	28.275		34.010		51.480	222.2		1:53.765	

8 Dino Rasero								F3 DALLARA F320 MERCEDES HWA											
lap	Sect-1	Speed	Sect-2	Speed	Sect-3	Speed	TopSpeed	laptime	pit	lap	Sect-1	Speed	Sect-2	Speed	Sect-3	Speed	Topspeed	laptime	pit
1	30.753		31.574		47.258	228.8		1:49.585		9	25.679		30.760		47.297	229.8		1:43.736	
2	25.885		<u>30.325</u>		<u>46.751</u>	229.3		1:42.961		10	26.674		30.981		48.056	229.3		1:45.711	
3	25.448		30.427		46.875	<u>234.3</u>		<u>1:42.750</u>		11	25.680		31.579		47.232	229.3		1:44.491	
4	25.676		30.492		47.226	228.8		1:43.394		12	25.601		31.175		49.896	227.4		1:46.672	
5	25.621		30.345		46.928	228.8		1:42.894		13	25.768		31.142		47.294	228.8		1:44.204	
6	25.419		30.495		47.260	229.3		1:43.174		14	27.507		32.758		51.228	226.4		1:51.493	
7	25.628		30.428		46.773	230.3		1:42.829		15	28.402		33.832		49.264	227.4		1:51.498	
8	<u>25.400</u>		30.382		47.322	230.8		1:43.104		16	26.357		31.061		47.459	220.0		1:44.877	

9 Luca Iannaccone								F3 DALLARA F308 TOYOTA											
lap	Sect-1	Speed	Sect-2	Speed	Sect-3	Speed	TopSpeed	laptime	pit	lap	Sect-1	Speed	Sect-2	Speed	Sect-3	Speed	Topspeed	laptime	pit
1	32.529		37.886		52.997	<u>223.6</u>		2:03.412		8	28.910		37.674		52.576	221.3		1:59.160	
2	28.820		37.411		53.583	220.9		1:59.814		9	28.180		37.539		58.329	220.0		2:04.048	
3	28.521		35.560		51.412	221.3		1:55.493		10	28.561		35.142		51.323	222.7		1:55.026	
4	28.093		35.215		51.314	221.3		1:54.622		11	28.227		<u>34.544</u>		<u>51.012</u>	221.8		<u>1:53.783</u>	
5	<u>27.881</u>		34.818		51.253	221.3		1:53.952		12	28.427		37.161		54.928	221.3		2:00.516	
6	28.260		36.283		55.335	221.8		1:59.878		13	27.999		36.820		54.890	222.7		1:59.709	
7	28.688		39.330		57.944	220.9		2:05.962		14	27.961		36.107		59.675	185.9		2:03.743	

## 9th Hankook 12H MUGELLO 2023

**Zinox F2000 Trophy**  
**Laps and Sector Times - Race 2**

**24 - 26 March 2023**  
**Mugello circuit - 5 245mtr.**

<b>10 Juju Noda</b>								<b>F3 DALLARA F320 VOLKSWAGEN</b>												
lap	Sect-1	Speed	Sect-2	Speed	Sect-3	Speed	TopSpeed	laptime	pit	lap	Sect-1	Speed	Sect-2	Speed	Sect-3	Speed	Topspeed	laptime	pit	
1	30.427		30.374		46.419	230.3		1:47.220		9	25.916		31.484		46.061	234.8			1:43.461	
2	25.036		29.371		45.893	231.3		1:40.300		10	25.788		30.290		48.080	<u>241.6</u>			1:44.158	
3	25.080		29.533		<u>45.677</u>	232.3		1:40.290		11	26.564		31.606		47.050	234.3			1:45.220	
4	24.900		<u>29.314</u>		45.820	230.8		<u>1:40.034</u>		12	25.344		29.596		46.150	234.8			1:41.090	
5	24.967		29.409		45.971	233.8		1:40.347		13	25.206		30.124		46.751	234.8			1:42.081	
6	25.025		29.600		45.970	231.8		1:40.595		14	25.488		29.631		47.250	232.3			1:42.369	
7	25.020		29.447		46.659	235.3		1:41.126		15	25.254		30.973		46.614	232.8			1:42.841	
8	<u>24.884</u>		29.725		46.420	236.3		1:41.029		16	25.331		29.893		47.122	229.8			1:42.346	

<b>11 Carmine Tancredi</b>								<b>F3 DALLARA F308 TOYOTA</b>												
lap	Sect-1	Speed	Sect-2	Speed	Sect-3	Speed	TopSpeed	laptime	pit	lap	Sect-1	Speed	Sect-2	Speed	Sect-3	Speed	Topspeed	laptime	pit	
1	31.585		36.607		51.612	<u>224.1</u>		1:59.804		9	29.412		34.533		50.386	221.8			1:54.331	
2	27.773		1:00.376		53.185	218.6		2:21.334		10	27.379		33.215		50.417	222.2			1:51.011	
3	27.249		34.170		50.320	220.0		1:51.739		11	<u>26.987</u>		33.668		50.677	221.8			1:51.332	
4	27.014		<u>32.200</u>		<u>49.708</u>	220.9		<u>1:48.922</u>		12	27.268		33.311		50.396	222.7			1:50.975	
5	27.221		32.205		49.870	221.3		1:49.296		13	28.498		33.396		50.308	222.2			1:52.202	
6	27.087		34.486		50.833	222.2		1:52.406		14	27.358		33.377		50.728	223.1			1:51.463	
7	27.298		33.741		50.033	221.3		1:51.072		15	27.245				53.422	220.4			1:56.933	
8	27.098		34.576		51.795	223.1		1:53.469		16										

<b>13 Sergio Terrini</b>								<b>F3 DALLARA F308 FIAT FTP</b>												
lap	Sect-1	Speed	Sect-2	Speed	Sect-3	Speed	TopSpeed	laptime	pit	lap	Sect-1	Speed	Sect-2	Speed	Sect-3	Speed	Topspeed	laptime	pit	
1	31.645		34.325		49.011	232.8		1:54.981		9	27.016		34.352		50.878	234.3			1:52.246	
2	<u>26.459</u>		<u>32.220</u>		<u>48.544</u>	232.3		<u>1:47.223</u>		10	26.942		32.632		49.150	230.3			1:48.724	
3	26.616		32.655		49.634	232.8		1:48.905		11	26.630		32.751		49.102	229.3			1:48.483	
4	26.499		33.424		50.277	233.3		1:50.200		12	26.704		32.918		50.824	<u>236.3</u>			1:50.446	
5	27.501		33.920		50.014	229.3		1:51.435		13	27.148		33.185		49.179	230.3			1:49.512	
6	27.338		33.886		50.028	230.3		1:51.252		14	26.609		32.857		49.508	229.8			1:48.974	
7	26.854		34.288		49.842	229.3		1:50.984		15	26.863				50.125	223.1			1:50.993	
8	27.145		33.835		49.575	229.8		1:50.555		16										

<b>14 Andrea Benalli</b>								<b>F3 DALLARA F309 POWER ENGINE</b>												
lap	Sect-1	Speed	Sect-2	Speed	Sect-3	Speed	TopSpeed	laptime	pit	lap	Sect-1	Speed	Sect-2	Speed	Sect-3	Speed	Topspeed	laptime	pit	
1	32.243		33.664		48.484	234.3		1:54.391		9	26.316		31.741		48.306	233.8			1:46.363	
2	26.233		31.522		<u>47.789</u>	232.8		1:45.544		10	26.127		31.699		49.654	233.3			1:47.480	
3	<u>26.023</u>		31.596		48.349	234.8		1:45.968		11	26.319		31.685		47.949	233.3			1:45.953	
4	26.659		31.648		48.394	234.8		1:46.701		12	26.106		<u>31.274</u>		48.067	231.8			<u>1:45.447</u>	
5	26.352		32.097		48.489	232.8		1:46.938		13	26.195		31.609		48.404	232.3			1:46.208	
6	26.312		31.878		48.170	235.8		1:46.360		14	26.161		32.276		48.812	232.3			1:47.249	
7	26.607		31.864		48.791	<u>237.9</u>		1:47.262		15	26.244		32.665		49.334	233.3			1:48.243	
8	26.053		31.566		48.205	234.3		1:45.824		16	26.693		33.574		49.005	232.3			1:49.272	

<b>16 Matteo Immordino</b>								<b>TATUUS FR 2.0 RENAULT</b>												
lap	Sect-1	Speed	Sect-2	Speed	Sect-3	Speed	TopSpeed	laptime	pit	lap	Sect-1	Speed	Sect-2	Speed	Sect-3	Speed	Topspeed	laptime	pit	
1	32.193		37.415		52.705	224.1		2:02.313		9	27.754		35.940		51.340	224.1			1:55.034	
2	28.205		36.640		51.673	223.6		1:56.518		10	27.752		34.409		50.833	224.1			1:52.994	
3	27.881		34.773		51.238	221.3		1:53.892		11	27.581		34.470		51.423	<u>226.4</u>			1:53.474	
4	28.191		34.306		50.636	223.6		1:53.133		12	<u>27.411</u>		<u>34.086</u>		<u>50.368</u>	225.9			<u>1:51.865</u>	
5	27.716		34.962		50.832	222.2		1:53.510		13	27.508		34.442		50.764	224.1			1:52.714	

## 9th Hankook 12H MUGELLO 2023

### Zinox F2000 Trophy

#### Laps and Sector Times - Race 2

**24 - 26 March 2023**  
**Mugello circuit - 5 245mtr.**

6	27.726	34.373	50.927	222.7	1:53.026	14	27.966	34.868	51.438	<u>226.4</u>	1:54.272
7	28.636	34.822	51.648	222.7	1:55.106	15	27.739	34.852	50.972	223.6	1:53.563
8	27.791	35.072	52.677	223.1	1:55.540	16					

20 Stig Larsen										F3 DALLARA F317 VOLKSWAGEN									
lap	Sect-1	Speed	Sect-2	Speed	Sect-3	Speed	TopSpeed	laptime	pit	lap	Sect-1	Speed	Sect-2	Speed	Sect-3	Speed	Topspeed	laptime	pit
1	31.775		35.583		51.151	226.4		1:58.509		9	26.890		33.078		49.408	225.0		1:49.376	
2	27.133		33.528		49.910	228.8		1:50.571		10	26.818		35.157		52.129	225.0		1:54.104	
3	27.768		34.254		50.114	226.9		1:52.136		11	26.908		33.491		50.444	223.6		1:50.843	
4	27.340		34.087		50.738	228.8		1:52.165		12	26.728		34.422		50.903	225.0		1:52.053	
5	27.758		34.148		50.255	229.3		1:52.161		13	28.419		34.283		52.326	224.5		1:55.028	
6	27.728		33.587		49.992	<u>229.8</u>		1:51.307		14	27.312		33.588		49.726	225.0		1:50.626	
7	<u>26.672</u>		33.189		<u>49.375</u>	224.5		<u>1:49.236</u>		15	27.144		<u>32.880</u>		49.430	224.1		1:49.454	
8	26.805		33.638		49.960	224.5		1:50.403		16									

21 Alessandro Bracalente										F3 DALLARA F317 VOLKSWAGEN									
lap	Sect-1	Speed	Sect-2	Speed	Sect-3	Speed	TopSpeed	laptime	pit	lap	Sect-1	Speed	Sect-2	Speed	Sect-3	Speed	Topspeed	laptime	pit
1	29.936		30.342		46.878	<u>236.8</u>		1:47.156		9	<u>25.301</u>		29.995		48.123	232.3		1:43.419	
2	25.906		29.649		<u>46.446</u>	235.3		<u>1:42.001</u>		10	25.460		31.470		47.099	231.8		1:44.029	
3	25.588		<u>29.632</u>		46.904	227.8		1:42.124		11	25.506		31.937		47.362	230.8		1:44.805	
4	25.631		29.753		46.651	234.3		1:42.035		12	25.714		31.707		48.211	227.4		1:45.632	
5	25.571		29.810		47.160	232.8		1:42.541		13	26.922		32.505		47.492	233.3		1:46.919	
6	25.434		30.447		46.526	234.3		1:42.407		14	27.093		32.669		47.925	230.8		1:47.687	
7	25.536		29.922		46.643	233.3		1:42.101		15	25.576		30.301		47.448	231.3		1:43.325	
8	25.386		30.381		46.709	233.8		1:42.476		16	25.941		31.192		47.768	232.3		1:44.901	

27 Patrick Bellezza										F3 DALLARA F300 FIAT NOVAMOTOR									
lap	Sect-1	Speed	Sect-2	Speed	Sect-3	Speed	TopSpeed	laptime	pit	lap	Sect-1	Speed	Sect-2	Speed	Sect-3	Speed	Topspeed	laptime	pit
1	31.397		35.181		50.519	225.9		1:57.097		9	<u>26.995</u>		33.487		<u>49.838</u>	226.4		<u>1:50.320</u>	
2	27.415		34.238		50.167	224.1		1:51.820		10	27.125		34.570		50.564	225.5		1:52.259	
3	27.701		33.874		50.239	223.6		1:51.814		11	27.271		<u>33.282</u>		50.595	226.4		1:51.148	
4	27.609		34.167		51.180	222.2		1:52.956		12	27.376		34.914		50.810	226.9		1:53.100	
5	27.693		33.969		50.608	225.0		1:52.270		13	27.872		35.437		51.876	224.5		1:55.185	
6	27.774		33.435		50.496	225.5		1:51.705		14	27.892		33.989		50.836	<u>227.8</u>		1:52.717	
7	27.514		33.792		50.379	224.5		1:51.685		15	27.366		34.108		50.459	225.5		1:51.933	
8	28.139		33.957		51.158	<u>227.8</u>		1:53.254		16									

28 Giorgio Berto										F3 DALLARA F308 FIAT									
lap	Sect-1	Speed	Sect-2	Speed	Sect-3	Speed	TopSpeed	laptime	pit	lap	Sect-1	Speed	Sect-2	Speed	Sect-3	Speed	Topspeed	laptime	pit
1	32.217		37.377		51.321	221.8		2:00.915		7	28.056		34.037		50.688	221.3		1:52.781	
2	27.602		38.743		52.542	219.1		1:58.887		8	27.691		35.563		51.452	216.9		1:54.706	
3	27.677		34.659		51.063	<u>223.1</u>		1:53.399		9	<u>27.078</u>		35.361		51.678	218.6		1:54.117	
4	27.488		<u>33.772</u>		50.770	219.5		1:52.030		10	29.179		36.213		51.631	218.6		1:57.023	
5	27.283		33.823		<u>50.616</u>	220.0		<u>1:51.722</u>		11	27.574		35.498		52.165	216.9		1:55.237	
6	27.665		33.828		50.762	221.8		1:52.255		12	28.237		Pit In		Pit In			1:35.947	

29 Stefano Palummieri										TATUUS FR 2.0 RENAULT									
lap	Sect-1	Speed	Sect-2	Speed	Sect-3	Speed	TopSpeed	laptime	pit	lap	Sect-1	Speed	Sect-2	Speed	Sect-3	Speed	Topspeed	laptime	pit
1	31.779		37.202		51.650	225.9		2:00.631		9	27.122		33.509		50.943	226.4		1:51.574	
2	28.091		38.112		50.230	226.4		1:56.433		10	27.159		33.778		50.210	226.4		1:51.147	
3	27.235		33.854		49.993	226.4		1:51.082		11	27.744		33.847		51.022	224.5		1:52.613	
4	27.228		33.733		50.068	<u>228.3</u>		1:51.029		12	27.519		35.000		50.688	224.5		1:53.207	

## 9th Hankook 12H MUGELLO 2023

### Zinox F2000 Trophy

### Laps and Sector Times - Race 2

**24 - 26 March 2023**  
**Mugello circuit - 5 245mtr.**

5	27.302	33.679	50.238	227.4	1:51.219	13	28.346	34.194	50.752	223.1	1:53.292
6	26.915	33.831	50.754	225.9	1:51.500	14	27.656	34.412	50.667	<u>228.3</u>	1:52.735
7	<u>26.910</u>	<u>33.481</u>	50.164	223.6	<u>1:50.555</u>	15	27.669	34.657	50.690	225.5	1:53.016
8	27.152	33.556	<u>49.934</u>	226.4	1:50.642	16					

33 Savatore Marinaro								F3 DALLARA F310 FIAT											
lap	Sect-1	Speed	Sect-2	Speed	Sect-3	Speed	TopSpeed	laptime	pit	lap	Sect-1	Speed	Sect-2	Speed	Sect-3	Speed	Topspeed	laptime	pit
1	32.846		36.760		51.009	220.9		2:00.615		7	27.373		33.140		49.900	227.4		1:50.413	
2	28.252		37.156		49.924	222.7		1:55.332		8	27.793		33.901		49.458	225.9		1:51.152	
3	27.791		32.757		49.874	223.1		1:50.422		9	<u>26.851</u>		33.036		49.454	224.5		1:49.341	
4	27.148		32.838		49.596	224.1		1:49.582		10	27.872		34.838		50.687	225.5		1:53.397	
5	27.387		32.986		49.721	230.3		1:50.094		11	27.376		33.293		50.944	<u>230.8</u>		1:51.613	
6	28.064		33.412		50.564	228.3		1:52.040		12	27.517		<u>31.997</u>		<u>48.890</u>	228.8		<u>1:48.404</u>	

34 Sergio Conti								TATUUS F4 ABARTH											
lap	Sect-1	Speed	Sect-2	Speed	Sect-3	Speed	TopSpeed	laptime	pit	lap	Sect-1	Speed	Sect-2	Speed	Sect-3	Speed	Topspeed	laptime	pit
1	34.133		41.102		58.701	212.6		2:13.936		7	32.704		41.618		1:05.131	213.0		2:19.453	
2	30.798		42.122		59.755	211.4		2:12.675		8	30.711		41.935		58.392	213.9		2:11.038	
3	31.006		41.459		1:04.515	210.9		2:16.980		9	32.966		41.379		1:02.380	<u>216.4</u>		2:16.725	
4	36.577		44.669		1:00.633	213.0		2:21.879		10	32.166		43.180		<u>57.227</u>	214.7		2:12.573	
5	32.337		41.610		1:05.109	213.9		2:19.056		11	33.070		44.581		59.790	213.9		2:17.441	
6	33.554		45.485		1:04.019	213.0		2:23.058		12	<u>29.991</u>		<u>40.712</u>		58.796	214.3		<u>2:09.499</u>	

36 Francesco Solfaroli								F3 DALLARA F317 TOYOTA											
lap	Sect-1	Speed	Sect-2	Speed	Sect-3	Speed	TopSpeed	laptime	pit	lap	Sect-1	Speed	Sect-2	Speed	Sect-3	Speed	Topspeed	laptime	pit
1	32.287		35.616		50.611	225.5		1:58.514		9	26.373		33.007		50.490	221.8		1:49.870	
2	27.296		33.575		50.369	223.6		1:51.240		10	27.344		32.888		49.462	225.0		1:49.694	
3	27.767		33.760		50.159	223.6		1:51.686		11	26.571		32.359		49.160	225.9		1:48.090	
4	27.684		34.060		50.794	<u>227.4</u>		1:52.538		12	26.500		32.740		50.591	222.7		1:49.831	
5	27.842		33.918		50.527	225.5		1:52.287		13	26.491		31.922		49.244	222.7		1:47.657	
6	27.111		31.945		48.748	222.2		1:47.804		14	26.274		32.882		49.308	221.3		1:48.464	
7	<u>26.045</u>		<u>31.553</u>		<u>48.655</u>	222.7		<u>1:46.253</u>		15	26.420		32.382		49.495	221.8		1:48.297	
8	26.255		31.888		49.029	222.7		1:47.172		16									

39 Edoardo Bonanomi								F3 DALLARA F312 MERCEDES											
lap	Sect-1	Speed	Sect-2	Speed	Sect-3	Speed	TopSpeed	laptime	pit	lap	Sect-1	Speed	Sect-2	Speed	Sect-3	Speed	Topspeed	laptime	pit
1	31.357		33.876		49.217	219.5		1:54.450		9	26.979		32.319		49.406	218.6		1:48.704	
2	27.425		32.160		49.013	<u>220.9</u>		1:48.598		10	26.839		33.384		49.727	214.3		1:49.950	
3	26.679		32.154		<u>48.844</u>	218.6		1:47.677		11	26.926		32.249		49.355	216.9		1:48.530	
4	27.326		33.263		49.572	216.9		1:50.161		12	26.871		32.604		49.550	215.6		1:49.025	
5	26.961		<u>31.659</u>		48.980	216.0		<u>1:47.600</u>		13	27.158		33.502		49.418	216.9		1:50.078	
6	<u>26.665</u>		32.066		49.230	215.6		1:47.961		14	27.621		33.637		49.634	216.4		1:50.892	
7	26.766		32.045		49.461	216.9		1:48.272		15	27.422		33.074		50.178	218.2		1:50.674	
8	27.048		33.121		49.700	216.9		1:49.869		16									

41 Franco Cimarelli								F3 DALLARA F312 VOLKSWAGEN											
lap	Sect-1	Speed	Sect-2	Speed	Sect-3	Speed	TopSpeed	laptime	pit	lap	Sect-1	Speed	Sect-2	Speed	Sect-3	Speed	Topspeed	laptime	pit
1	30.578		32.494		49.009	<u>229.3</u>		1:52.081		9	26.360		31.874		48.599	227.4		1:46.833	
2	26.132		<u>31.677</u>		<u>47.827</u>	228.3		<u>1:45.636</u>		10	26.388		32.843		50.263	227.4		1:49.494	
3	<u>26.108</u>		32.933		48.301	228.8		1:47.342		11	26.434		32.406		48.608	227.4		1:47.448	
4	26.595		31.821		48.550	227.8		1:46.966		12	26.481		32.480		48.740	226.4		1:47.701	
5	26.261		32.292		48.410	227.4		1:46.963		13	26.775		32.649		48.895	226.9		1:48.319	

## 9th Hankook 12H MUGELLO 2023

### Zinox F2000 Trophy

### Laps and Sector Times - Race 2

24 - 26 March 2023

Mugello circuit - 5 245mtr.

6	26.325	31.845	48.287	227.4	1:46.457	14	26.690	32.538	49.491	225.5	1:48.719
7	26.464	32.066	48.894	227.8	1:47.424	15	26.833	33.140	50.045	225.0	1:50.018
8	26.670	32.095	48.336	228.3	1:47.101	16	26.794	33.782	50.185	225.0	1:50.761

42 Davide Pedetti										F3 DALLARA F317 TOYOTA									
lap	Sect-1	Speed	Sect-2	Speed	Sect-3	Speed	TopSpeed	laptime	pit	lap	Sect-1	Speed	Sect-2	Speed	Sect-3	Speed	Topspeed	laptime	pit
1	31.336		33.072		49.171	226.4		1:53.579		9	26.054		31.584		49.363	227.4		1:47.001	
2	26.525		31.646		49.183	225.9		1:47.354		10	26.230		31.994		49.391	225.5		1:47.615	
3	26.369		31.245		48.810	225.9		1:46.424		11	26.205		31.312		48.936	224.5		1:46.453	
4	26.257		31.290		48.737	225.0		1:46.284		12	26.171		<u>31.029</u>		<u>48.663</u>	225.5		<u>1:45.863</u>	
5	<u>25.988</u>		31.149		48.785	226.4		1:45.922		13	26.191		31.092		49.105	225.5		1:46.388	
6	26.164		31.639		48.863	226.9		1:46.666		14	26.236		31.401		49.221	225.5		1:46.858	
7	26.130		31.473		49.100	230.3		1:46.703		15	26.476		31.204		48.875	<u>233.3</u>		1:46.555	
8	26.419		31.783		48.982	227.8		1:47.184		16	26.516		32.151		52.163	224.5		1:50.830	

44 Sandro Zeller										F3 DALLARA F316 MERCEDES HWA									
lap	Sect-1	Speed	Sect-2	Speed	Sect-3	Speed	TopSpeed	laptime	pit	lap	Sect-1	Speed	Sect-2	Speed	Sect-3	Speed	Topspeed	laptime	pit
1	30.336		30.979		47.093	232.8		1:48.408		9	25.770		30.000		47.022	<u>236.8</u>		1:42.792	
2	25.806		30.140		46.860	233.3		1:42.806		10	25.567		30.980		47.230	234.3		1:43.777	
3	25.571		<u>29.812</u>		46.781	233.3		<u>1:42.164</u>		11	25.784		30.468		47.344	233.8		1:43.596	
4	25.587		29.874		<u>46.738</u>	233.3		1:42.199		12	26.304		31.008		47.453	234.8		1:44.765	
5	<u>25.561</u>		29.951		47.059	233.8		1:42.571		13	25.978		31.275		49.742	233.8		1:46.995	
6	26.157		31.106		47.092	236.3		1:44.355		14	26.339		30.861		47.938	232.8		1:45.138	
7	25.758		30.408		47.276	235.8		1:43.442		15	25.871		30.579		47.568	232.8		1:44.018	
8	25.806		29.918		47.875	231.3		1:43.599		16	25.986		30.393		48.263	233.3		1:44.642	

46 Riccardo Peregò										F3 DALLARA F317 VOLKSWAGEN									
lap	Sect-1	Speed	Sect-2	Speed	Sect-3	Speed	TopSpeed	laptime	pit	lap	Sect-1	Speed	Sect-2	Speed	Sect-3	Speed	Topspeed	laptime	pit
1	31.139		32.124		49.380	226.4		1:52.643		9	25.968		31.679		48.387	228.3		1:46.034	
2	26.923		<u>31.064</u>		47.593	233.3		1:45.580		10	26.195		32.702		50.471	228.3		1:49.368	
3	25.933		32.653		48.104	233.3		1:46.690		11	26.041		31.559		47.899	226.4		1:45.499	
4	26.884		31.667		47.845	229.3		1:46.396		12	26.000		31.377		<u>47.513</u>	227.8		<u>1:44.890</u>	
5	<u>25.895</u>		31.975		48.132	230.8		1:46.002		13	26.060		31.331		47.866	227.8		1:45.257	
6	25.900		31.504		47.606	<u>236.8</u>		1:45.010		14	26.172		34.956		48.426	230.3		1:49.554	
7	26.622		31.363		47.974	229.3		1:45.959		15	26.438		31.796		49.200	228.3		1:47.434	
8	25.962		31.284		47.749	227.4		1:44.995		16	26.336		32.917		49.241	227.4		1:48.494	

51 Bernardo Pellegrini										F3 DALLARA F320 MERCEDES HWA									
lap	Sect-1	Speed	Sect-2	Speed	Sect-3	Speed	TopSpeed	laptime	pit	lap	Sect-1	Speed	Sect-2	Speed	Sect-3	Speed	Topspeed	laptime	pit
1	31.459		32.483		47.617	230.3		1:51.559		9	<u>25.114</u>		29.999		47.519	232.8		1:42.632	
2	25.366		30.132		46.290	233.8		1:41.788		10	25.996		30.454		47.239	231.8		1:43.689	
3	25.320		30.184		46.371	232.8		1:41.875		11	25.318		30.357		47.388	232.8		1:43.063	
4	25.306		<u>29.825</u>		<u>46.203</u>	234.3		<u>1:41.334</u>		12	25.397		30.920		47.334	231.8		1:43.651	
5	25.286		30.007		46.771	238.4		1:42.064		13	26.723		32.966		46.908	<u>238.9</u>		1:46.597	
6	25.270		31.340		46.902	231.8		1:43.512		14	26.612		30.776		47.241	231.3		1:44.629	
7	25.243		30.095		46.655	233.3		1:41.993		15	25.544		30.353		47.378	232.3		1:43.275	
8	25.301		30.091		47.596	231.3		1:42.988		16	25.716		31.987		47.913	232.3		1:45.616	

68 Enzo Stentella										F3 DALLARA F320 MERCEDES HWA									
lap	Sect-1	Speed	Sect-2	Speed	Sect-3	Speed	TopSpeed	laptime	pit	lap	Sect-1	Speed	Sect-2	Speed	Sect-3	Speed	Topspeed	laptime	pit
1	30.787		32.233		49.143	227.8		1:52.163		9	25.926		32.071		48.148	230.8		1:46.145	
2	26.485		<u>31.114</u>		47.426	<u>235.3</u>		1:45.025		10	25.830		32.326		49.564	229.8		1:47.720	

## 9th Hankook 12H MUGELLO 2023

### Zinox F2000 Trophy

#### Laps and Sector Times - Race 2

**24 - 26 March 2023**  
**Mugello circuit - 5 245mtr.**

3	26.086	32.079	48.272	228.8	1:46.437	11	<u>25.715</u>	31.560	<u>47.391</u>	230.3	<u>1:44.666</u>
4	26.094	32.093	48.273	227.8	1:46.460	12	25.754	31.472	47.622	229.8	1:44.848
5	26.105	31.893	48.124	228.8	1:46.122	13	25.936	31.815	48.171	230.3	1:45.922
6	25.954	31.705	47.877	229.3	1:45.536	14	26.053	33.731	48.250	230.8	1:48.034
7	27.001	32.839	49.004	229.8	1:48.844	15	26.386	34.116	48.460	231.8	1:48.962
8	26.456	32.464	48.147	229.3	1:47.067	16	26.336	34.753	48.562	228.8	1:49.651

79 Fabio Turchetto								TATUUS FR 2.0 RENAULT											
lap	Sect-1	Speed	Sect-2	Speed	Sect-3	Speed	TopSpeed	laptime	pit	lap	Sect-1	Speed	Sect-2	Speed	Sect-3	Speed	Topspeed	laptime	pit
1	31.560		37.708		52.932	216.9		2:02.200		9	<u>27.421</u>		34.704		51.489	221.8		1:53.614	
2	27.797		36.785		51.668	220.9		1:56.250		10	28.019		35.780		51.364	221.3		1:55.163	
3	27.654		34.280		51.202	221.3		1:53.136		11	27.509		33.890		51.053	222.2		1:52.452	
4	27.534		34.151		50.871	221.8		1:52.556		12	27.487		35.988		52.586	222.2		1:56.061	
5	27.431		<u>33.760</u>		51.061	221.8		<u>1:52.252</u>		13	27.614		34.299		51.155	221.3		1:53.068	
6	27.467		33.896		51.099	221.3		1:52.462		14	27.686		34.433		52.745	221.8		1:54.864	
7	27.815		34.066		50.816	221.8		1:52.697		15	29.198		35.513		51.802	221.3		1:56.513	
8	27.578		35.474		<u>50.805</u>	<u>223.1</u>		1:53.857		16									

81 Marco Falci								F3 DALLARA F317 TOYOTA											
lap	Sect-1	Speed	Sect-2	Speed	Sect-3	Speed	TopSpeed	laptime	pit	lap	Sect-1	Speed	Sect-2	Speed	Sect-3	Speed	Topspeed	laptime	pit
1	30.148		30.465		47.219	230.3		1:47.832		9	<u>25.113</u>		30.480		46.989	231.3		1:42.582	
2	25.426		29.797		46.850	229.8		1:42.073		10	25.395		30.590		46.907	231.3		1:42.892	
3	25.273		29.824		46.956	229.3		1:42.053		11	25.812		30.255		47.059	230.3		1:43.126	
4	25.363		<u>29.762</u>		46.767	231.3		<u>1:41.892</u>		12	26.392		32.390		48.290	228.3		1:47.072	
5	25.603		29.844		46.971	228.3		1:42.418		13	25.414		30.773		47.164	229.8		1:43.351	
6	25.374		30.244		46.829	228.8		1:42.447		14	25.554		30.109		47.013	229.8		1:42.676	
7	25.365		29.840		<u>46.711</u>	230.3		1:41.916		15	25.361		30.159		48.119	<u>233.3</u>		1:43.639	
8	25.157		30.042		47.113	230.8		1:42.312		16	26.306		31.478		47.786	232.3		1:45.570	

83 Daniele Radrizzani								F3 DALLARA F317 TOYOTA											
lap	Sect-1	Speed	Sect-2	Speed	Sect-3	Speed	TopSpeed	laptime	pit	lap	Sect-1	Speed	Sect-2	Speed	Sect-3	Speed	Topspeed	laptime	pit
1	32.541		36.654		51.582	225.9		2:00.777		9	27.076		33.134		49.607	224.1		1:49.817	
2	27.911		35.498		50.056	224.1		1:53.465		10	27.496		35.167		50.575	224.1		1:53.238	
3	27.018		33.286		49.641	224.5		1:49.945		11	27.288		33.531		50.961	225.9		1:51.780	
4	27.047		33.298		49.194	229.8		1:49.539		12	27.883		33.557		51.510	225.0		1:52.950	
5	27.922		34.258		50.233	225.9		1:52.413		13	27.340		34.090		50.148	227.4		1:51.578	
6	27.577		33.867		49.941	<u>231.3</u>		1:51.385		14	<u>26.827</u>		33.418		49.469	<u>231.3</u>		1:49.714	
7	26.850		33.634		50.248	229.8		1:50.732		15	27.350		<u>32.982</u>		<u>49.072</u>	229.3		<u>1:49.404</u>	
8	27.361		33.559		50.121	223.6		1:51.041		16									

85 Daniele Siano								F3 DALLARA 308 FIAT											
lap	Sect-1	Speed	Sect-2	Speed	Sect-3	Speed	TopSpeed	laptime	pit	lap	Sect-1	Speed	Sect-2	Speed	Sect-3	Speed	Topspeed	laptime	pit
1	32.202		36.845		51.601	223.6		2:00.648		9	27.394		33.039		51.023	225.5		1:51.456	
2	27.839		37.303		50.603	220.0		1:55.745		10	27.173		33.390		50.971	220.9		1:51.534	
3	28.005		32.857		50.830	225.9		1:51.692		11	28.189		33.060		50.085	227.4		1:51.334	
4	<u>26.935</u>		<u>32.839</u>		50.084	221.3		<u>1:49.858</u>		12	27.320		33.847		51.750	<u>228.3</u>		1:52.917	
5	27.115		32.963		<u>49.866</u>	222.2		1:49.944		13	30.501		33.227		50.752	220.4		1:54.480	
6	27.162		33.186		50.940	223.6		1:51.288		14	28.199		34.061		50.978	227.8		1:53.238	
7	27.371		33.486		50.661	223.1		1:51.518		15	27.693		33.852		50.324	223.6		1:51.869	
8	27.332		34.062		50.613	224.5		1:52.007		16									

## 9th Hankook 12H MUGELLO 2023

**Zinox F2000 Trophy**

**Laps and Sector Times - Race 2**

**24 - 26 March 2023**

**Mugello circuit - 5 245mtr.**

<b>89 Simone Padovani</b>								<b>TATUUS FR 2.0 RENAULT</b>											
lap	Sect-1	Speed	Sect-2	Speed	Sect-3	Speed	TopSpeed	laptime	pit	lap	Sect-1	Speed	Sect-2	Speed	Sect-3	Speed	Topspeed	laptime	pit
1	33.619		39.312		55.070	220.0		2:08.001		8	29.167		38.146		55.917	220.9		2:03.230	
2	30.006		39.000		55.663	219.1		2:04.669		9	28.836		<u>37.464</u>		57.549	216.0		2:03.849	
3	29.813		38.600		55.086	219.1		2:03.499		10	31.609		40.728		56.194	220.4		2:08.531	
4	29.683		38.926		55.280	219.1		2:03.889		11	29.070		38.447		54.481	220.4		2:01.998	
5	30.545		41.693		56.808	219.5		2:09.046		12	29.465		39.707		54.499	<u>223.1</u>		2:03.671	
6	29.569		38.633		56.180	221.3		2:04.382		13	28.910		37.526		54.609	221.3		2:01.045	
7	29.387		38.497		54.332	221.8		2:02.216		14	<u>28.826</u>		37.687		<u>54.161</u>	220.9		<u>2:00.674</u>	

<b>95 Christian Caramuscia</b>								<b>TATUUS FR 2.0 RENAULT</b>											
lap	Sect-1	Speed	Sect-2	Speed	Sect-3	Speed	TopSpeed	laptime	pit	lap	Sect-1	Speed	Sect-2	Speed	Sect-3	Speed	Topspeed	laptime	pit
1	31.837		35.808		50.581	225.5		1:58.226		9	27.362		<u>33.385</u>		<u>49.811</u>	229.3		<u>1:50.558</u>	
2	27.235		33.669		50.028	228.8		1:50.932		10	27.848		33.886		50.503	226.9		1:52.237	
3	27.905		33.874		50.093	228.3		1:51.872		11	27.304		33.428		50.650	227.4		1:51.382	
4	27.694		34.146		50.936	225.0		1:52.776		12	27.459		34.554		50.645	228.8		1:52.658	
5	28.879		34.278		49.831	<u>230.8</u>		1:52.988		13	28.067		35.864		51.240	227.8		1:55.171	
6	28.006		33.844		50.904	227.8		1:52.754		14	28.392		34.020		51.396	223.6		1:53.808	
7	27.666		33.418		50.235	229.3		1:51.319		15	<u>27.092</u>								
8	27.143		34.354		50.446	230.3		1:51.943		16			33.550		50.327	229.8		1:50.969	

<b>131 Francesco Galli</b>								<b>F3 DALLARA F320 VOLKSWAGEN</b>											
lap	Sect-1	Speed	Sect-2	Speed	Sect-3	Speed	TopSpeed	laptime	pit	lap	Sect-1	Speed	Sect-2	Speed	Sect-3	Speed	Topspeed	laptime	pit
1	30.457		30.692		46.916	231.8		1:48.065		9	25.519		30.498		47.064	232.3		1:43.081	
2	25.483		30.362		<u>46.600</u>	230.8		1:42.445		10	25.577		30.489		47.308	232.8		1:43.374	
3	<u>25.317</u>		<u>29.988</u>		46.621	231.3		<u>1:41.926</u>		11	25.672		30.312		47.579	231.3		1:43.563	
4	25.416		30.134		46.672	230.8		1:42.222		12	25.467		31.321		47.830	230.8		1:44.618	
5	25.649		30.119		47.073	230.3		1:42.841		13	25.981		33.604		50.425	<u>234.3</u>		1:50.010	
6	25.560		30.630		47.033	229.8		1:43.223		14	26.263		31.252		48.319	231.8		1:45.834	
7	25.726		30.438		46.994	230.8		1:43.158		15	25.562		30.663		47.219	232.8		1:43.444	
8	25.361		31.479		48.026	233.8		1:44.866		16	25.920		30.633		47.920	233.3		1:44.473	

## 9th Hankook 12H MUGELLO 2023

### Zinox F2000 Trophy Final result Race 2

24 - 26 March 2023  
Mugello circuit - 5245mtr.


Pos	Nbr	Name / Entrant	Car / Team name	Cls	PIC	Gap	Total time	Fastest	In	Avg. Speed
1	10	Juju Noda Noda Racing	F3 DALLARA F320 VOLKSWAGEN	SF	1	-- 16 laps --	27:16.411	1:40.034	4	184.61
2	81	Marco Falci Falci Marco	F3 DALLARA F317 TOYOTA	P	1	20.018	27:36.429	1:41.892	4	182.38
3	51	Bernardo Pellegrini Pellegrini Bernardo	F3 DALLARA F320 MERCEDES HW	SF	2	28.225	27:44.636	1:41.334	4	181.48
4	44	Sandro Zeller Jo Zeller Racing	F3 DALLARA F316 MERCEDES HW	AP	2	33.531	27:49.942	1:42.164	3	180.91
5	131	Francesco Galli Galli Francesco	F3 DALLARA F320 VOLKSWAGEN	SF	3	33.810	27:50.221	1:41.926	3	180.88
6	1	Benjamin Berta Franz Woss Racing	F3 DALLARA F317 MERCEDES	P	3	39.593	27:56.004	1:42.060	3	180.25
7	21	Alessandro Bracalente Bracalente Alessandro	F3 DALLARA F317 VOLKSWAGEN	P	4	40.534	27:56.945	1:42.001	2	180.15
8	8	Dino Rasero Rasero Dino	F3 DALLARA F320 MERCEDES HW	SF	4	51.494	28:07.905	1:42.750	3	178.98
9	46	Riccardo Perego Perego Riccardo	F3 DALLARA F317 VOLKSWAGEN	P	5	1:18.705	28:35.116	1:44.890	12	176.14
10	68	Enzo Stentella Stentella Enzo	F3 DALLARA F320 MERCEDES HW	SF	5	1:23.004	28:39.415	1:44.666	11	175.70
11	14	Andrea Benalli Benalli Andrea	F3 DALLARA F309 POWER ENGINE	G	1	1:23.775	28:40.186	1:45.447	12	175.62
12	42	Davide Pedetti Pedetti Davide	F3 DALLARA F317 TOYOTA	G	2	1:27.119	28:43.530	1:45.863	12	175.28
13	41	Franco Cimarelli Cimarelli Franco	F3 DALLARA F312 VOLKSWAGEN	P	6	1:38.001	28:54.412	1:45.636	2	174.18
14	36	Francesco Solfaroli Solfaroli Francesco	F3 DALLARA F317 TOYOTA	P	7	-- 15 laps --	27:35.965	1:46.253	7	171.03
15	13	Sergio Terrini Terrini Sergio	F3 DALLARA F308 FIAT FTP	S	1	5.117	27:41.082	1:47.223	2	170.50
16	39	Edoardo Bonanomi Bonanomi Edoardo	F3 DALLARA F312 MERCEDES	G	3	17.715	27:53.680	1:47.600	5	169.22
17	20	Stig Larsen Larsen Stig	F3 DALLARA F317 VOLKSWAGEN	P	8	29.548	28:05.513	1:49.236	7	168.03
18	83	Daniele Radrizzani Radrizzani Daniele	F3 DALLARA F317 TOYOTA	P	9	29.626	28:05.591	1:49.404	15	168.03
19	27	Patrick Bellezza Bellezza Patrick	F3 DALLARA F300 FIAT NOVAMOTOR	S	2	39.942	28:15.907	1:50.320	9	167.00
20	95	Christian Caramuscia Caramuscia Christian	TATUUS FR 2.0 RENAULT	O	1	40.128	28:16.093	1:50.558	9	166.98
21	85	Daniele Siano Siano Daniele	F3 DALLARA 308 FIAT	B	1	41.248	28:17.213	1:49.858	4	166.87
22	29	Stefano Palummieri Palummieri Stefano	TATUUS FR 2.0 RENAULT	O	2	43.128	28:19.093	1:50.555	7	166.69
23	2	Laurence Balestrini Balestrini Laurence	TATUUS FR 2.0 RENAULT	O	3	57.870	28:33.835	1:51.337	5	165.26

Fastest time : 1:40.034 in lap 4 by nbr. 10 : Juju Noda (F3 DALLARA F320)

Publication-time

Results: [www.getraceresults.com](http://www.getraceresults.com)

Timekeeping by : RSTime by TimeService.nl

Chairman of the Stewards	Steward	Steward	
Edoardo Maria Rinaldi (ACI Sport 17596)	Manuela Canonica (ACI Sport 335219)	Gianluca Nataloni (ACI Sport 338031)	



## 9th Hankook 12H MUGELLO 2023

**Zinox F2000 Trophy  
Final result Race 2**

**24 - 26 March 2023  
Mugello circuit - 5245mtr.**

Pos	Nbr	Name / Entrant	Car / Team name	Cls	PIC	Gap	Total time	Fastest	In	Avg. Speed
24	11	Carmine Tancredi Tancredi Carmine	F3 DALLARA F308 TOYOTA Team Tramonti Corse	B	2	1:08.723	28:44.688	1:48.922	4	164.22
25	16	Matteo Immordino Immordino Matteo	TATUUS FR 2.0 RENAULT Derva Corse Asd	O	4	1:10.193	28:46.158	1:51.865	12	164.08
26	79	Fabio Turchetto Turchetto Fabio	TATUUS FR 2.0 RENAULT A.S.D. Ruote Scoperte M.	L	1	1:10.275	28:46.240	1:52.252	5	164.07
27	5	Karim Sartori Sartori Karim	TATUUS FR 2.0 RENAULT Speed Motor	O	5	-- 14 laps --	26:24.962	1:50.638	9	166.78
28	9	Luca Iannaccone Franz Woss Racing	F3 DALLARA F308 TOYOTA Franz Woss Racing	B	3	1:33.361	27:58.323	1:53.783	11	157.50
29	89	Simone Padovani Padovani Simone	TATUUS FR 2.0 RENAULT Padovani Corse Asd	L	2	2:43.458	29:08.420	2:00.674	14	151.19
30	33	Savatore Marinaro Marinaro Salvatore	F3 DALLARA F310 FIAT Sud Motorsport	S	3	-- 12 laps --	22:30.505	1:48.404	12	167.77
31	28	Giorgio Berto Berto Giorgio	F3 DALLARA F308 FIAT Bmg Racing	S	4	17.413	22:47.918	1:51.722	5	165.64
32	34	Sergio Conti Conti Sergio	TATUUS F4 ABARTH	FE	1	4:56.136	27:26.641	2:09.499	12	137.60
DNS	212	Paolo Brajnik Nv Racing	F3 DALLARA F320 VOLKSWAGEN Nv Racing	SF	6					

CAR 39 - 25 SECONDS TIME PENALTY - NOT RESPECTING FORMATION LAP PROCEDURE  
CAR 21 - 10 SECONDS TIME PENALTY - CAUSTING A COLLISION AT T10

Fastest time : 1:40.034 in lap 4 by nbr. 10 : Juju Noda (F3 DALLARA F320)

**Publication-time**

Results: [www.getraceresults.com](http://www.getraceresults.com)

Timekeeping by : RSTime by TimeService.nl

Chairman of the Stewards

Steward

Steward

Edoardo Maria Rinaldi (ACI Sport 17596)

Manuela Canonica (ACI Sport 335219)

Gianluca Nataloni (ACI Sport 338031)



## 9th Hankook 12H MUGELLO 2023

Positions for each lap - Race 2

24 - 26 March 2023  
Mugello circuit - 5 245mtr.

### Zinox F2000 Trophy Positions for each lap

Pos	Nr.	Name	1	2	3	4	5	6	7	8	9	10	11	12	13	14	15	16
1	10	Juju Noda	10	10	10	10	10	10	10	10	10	10	10	10	10	10	10	10
2	81	Marco Falci	81	81	81	81	81	81	81	81	81	81	81	81	81	81	81	81
3	51	Bernardo Pellegrini	21	21	21	21	21	21	21	21	21	21	21	21	21	51	51	51
4	44	Sandro Zeller	131	131	131	131	131	131	131	51	51	51	51	51	51	21	21	21
5	131	Francesco Galli	1	1	1	1	1	51	51	131	131	131	131	131	44	44	44	44
6	1	Benjamin Berta	44	44	44	44	44	1	1	1	44	44	44	44	131	131	131	131
7	21	Alessandro Bracalente	8	8	51	51	51	44	44	44	1	1	1	1	1	1	1	1
8	8	Dino Rasero	51	51	8	8	8	8	8	8	8	8	8	8	8	8	8	8
9	46	Riccardo Perego	41	41	68	68	68	68	46	46	46	46	46	46	46	46	46	46
10	68	Enzo Stentella	46	68	41	46	46	46	68	68	68	68	68	68	68	68	68	68
11	14	Andrea Benalli	68	46	46	41	41	41	41	14	14	14	14	14	14	14	14	14
12	42	Davide Pedetti	14	14	14	14	14	14	14	41	41	42	42	42	42	42	42	42
13	41	Franco Cimarelli	42	42	42	42	42	42	42	42	42	41	41	41	41	41	41	41
14	36	Francesco Solfaroli	39	13	39	39	39	39	39	39	39	39	39	39	39	39	39	
15	13	Sergio Terrini	13	39	13	13	13	13	13	13	36	13	13	36	36	36	36	
16	39	Edoardo Bonanomi	27	27	27	95	27	36	36	36	13	36	36	13	13	13	13	
17	20	Stig Larsen	95	95	95	27	36	27	20	20	20	20	20	20	20	20	20	
18	83	Daniele Radrizzani	36	36	36	36	20	20	27	83	83	83	83	33	83	83	83	
19	27	Patrick Bellezza	20	20	20	20	5	5	83	33	33	33	33	83	5	27	27	
20	95	Christian Caramuscia	5	5	5	5	95	83	33	27	27	27	27	27	27	5	95	
21	85	Daniele Siano	2	83	83	83	83	95	5	95	95	95	95	95	95	95	85	
22	29	Stefano Palummieri	11	2	33	33	33	33	95	5	5	5	5	5	85	85	29	
23	2	Laurence Balestrini	85	33	2	85	85	85	85	85	85	85	85	85	29	29	2	
24	11	Carmine Tancredi	83	85	85	2	2	29	29	29	29	29	29	29	2	2	11	
25	16	Matteo Immordino	33	29	29	29	29	2	2	2	2	2	2	28	79	11	16	
26	79	Fabio Turchetto	29	79	79	79	79	79	79	79	79	79	79	2	11	79	79	
27	5	Karim Sartori	28	16	16	28	28	28	28	28	28	28	28	79	16	16		
28	9	Luca Iannaccone	79	28	28	16	16	16	16	16	16	16	11	11	9	9		
29	89	Simone Padovani	16	9	9	9	9	11	11	11	11	11	16	16	89	89		
30	33	Savatore Marinaro	9	89	11	11	11	9	9	9	9	9	9					
31	28	Giorgio Berto	89	11	89	89	89	89	89	89	89	89	89	89				
32	34	Sergio Conti	34	34	34	34	34	34	34	34	34	34	34	34				