
**ACI Racing Weekend Monza 23-24 Aprile 2022**
**Top Jet F2000 Formula Trophy - Classifica Qualifiche**

Monza 5.793 m

1 / 2

Num.	Conduuttore	Naz	Concorrente	Team	Auto	Tempo	Dist.	Rel.	Giri
1	<b>212 BRAJNIK</b> Paolo	ITA	NV Racing	NV Racing	Dallara F320	<b>1'46.394</b>			10
2	<b>19 CAREY</b> Cian	IRL	Franz Woss Racing	Franz Woss Racing	Dallara F318	<b>1'47.606</b>	1.212	1.212	13
3	<b>51 PELLEGRINI</b> Bernardo	ITA	Pellegrini Bernardo	HT Powertrain	Dallara F313	<b>1'47.649</b>	1.255	0.043	13
4	<b>21 PAPALETTO</b> Renato	ITA	Papaleo renato	One Management	Dallara F312	<b>1'48.123</b>	1.729	0.474	11
5	<b>8 RASERO</b> Dino	ITA	Rasero Dino		Dallara F320	<b>1'48.237</b>	1.843	0.114	11
6	<b>44 ZELLER</b> Sandro	CHE	Jo Zeller Racing	Jo Zeller Racing	Dallara F312	<b>1'48.361</b>	1.967	0.124	12
7	<b>63 BENJAMIN</b> Berta	HUN	Team Hoffmann Racing	Team Hoffmann Racing	Dallara F314	<b>1'48.544</b>	2.150	0.183	11
8	<b>14 BENALLI</b> Andrea	ITA	Benalli Andrea		Dallara F309	<b>1'49.270</b>	2.876	0.726	12
9	<b>46 PEREGO</b> Riccardo	ITA	Perego Riccardo	Perego Team	Dallara F312	<b>1'49.838</b>	3.444	0.568	11
10	<b>41 CIMARELLI</b> Franco	ITA	Cimarelli Franco		Dallara F308	<b>1'50.380</b>	3.986	0.542	11
11	<b>88 SOLFAROLI</b> Francesco	ITA	Solfaroli Francesco		Dallara F308	<b>1'51.849</b>	5.455	1.469	10
12	<b>73 ATZORI</b> Francesco	ITA	Atzori Francesco		Tatuus FR 2.0	<b>1'52.289</b>	5.895	0.440	11
13	<b>146 MAGYAR</b> Janos	HUN	Magyar Racing Team	Magyar Racing Team	Tatuus F.Master	<b>1'52.467</b>	6.073	0.178	11
14	<b>4 SARTORI</b> Karim	ITA	Sartori Karim	Speed Motor	Tatuus FR 2.0	<b>1'52.789</b>	6.395	0.322	11
15	<b>42 PEDETTI</b> Davide	ITA	Pedetti Davide		Dallara F317	<b>1'52.999</b>	6.605	0.210	11
16	<b>2 BALESTRINI</b> Laurence	ITA	Balestrini Laurence		Tatuus FR 2.0	<b>1'53.753</b>	7.359	0.754	11
17	<b>29 PALUMMIERI</b> Stefano	ITA	Palummieri Stefano		Tatuus FR 2.0	<b>1'53.789</b>	7.395	0.036	11
18	<b>95 CARAMUSCIA</b> Christian	ITA	Caramuccia Christian		Tatuus FR 2.0	<b>1'53.814</b>	7.420	0.025	10
19	<b>31 D'AMICIS</b> Edoardo	ITA	D'Amicis Edoardo		Tatuus FR 2.0	<b>1'53.953</b>	7.559	0.139	11
20	<b>12 VAGLIO</b> Umberto	ITA	Vaglio Umberto	Living KC	Dallara F308	<b>1'54.049</b>	7.655	0.096	11
21	<b>15 TAPINOS</b> Daniel	GRE	Franz Woss Racing	Franz Woss Racing	Dallara F308	<b>1'54.274</b>	7.880	0.225	11
22	<b>1 RICHERT</b> David	CHE	Franz Woss Racing	Franz Woss Racing	Dallara F309	<b>1'54.802</b>	8.408	0.528	11
23	<b>20 LARSEN</b> Stig	DNK	Larsen Stig	Automobile Tricolore	Dallara F312	<b>1'55.091</b>	8.697	0.289	11
24	<b>28 BERTO</b> Giorgio	ITA	Berto		Dallara F308	<b>1'55.355</b>	8.961	0.264	11
25	<b>39 BONANOMI</b> Edoardo	ITA	Automobile Tricolore	Automobile Tricolore	F3 Mygale	<b>1'55.529</b>	9.135	0.174	12
26	<b>79 TURCHETTO</b> Fabio	ITA	Turchetto Fabio		Tatuus FR 2.0	<b>1'55.652</b>	9.258	0.123	11
27	<b>75 SHIBI</b> Mei	ITA	Shibi Oren		Dallara F308	<b>1'56.155</b>	9.761	0.503	11
28	<b>90 RINALDI</b> Antonino Marco	ITA	Rinaldi Antonino Marco	Sud Motorsport	Dallara F394	<b>1'56.554</b>	10.160	0.399	9
29	<b>18 NERI</b> Jean Luc	FRA	Neri Jean Luc	Sud Motorsport	Dallara F311	<b>1'56.707</b>	10.313	0.153	12
30	<b>10 IANNAZONE</b> Luca	ITA	Franz Woss Racing	Franz Woss Racing	Dallara F308	<b>1'56.797</b>	10.403	0.090	11
31	<b>122 GROER</b> Norbert	AUT	Team Hoffmann Racing	Team Hoffmann Racing	Tatuus FR 2.0	<b>1'58.318</b>	11.924	1.521	11
32	<b>33 MARINARO</b> Salvatore	ITA	Marinaro Salvatore	Sud Motorsport	Dallara F310	<b>2'00.576</b>	14.182	2.258	11
33	<b>89 PADOVANI</b> Simone	ITA	Padovani		Tatuus FR 2.0	<b>2'01.456</b>	15.062	0.880	10
34	<b>7 NODA</b> Juju	JAP	Vadum Thomas	Vadum Racing	F.Regional	<b>2'01.599</b>	15.205	0.143	2
35	<b>125 SSKA</b> Robert	USA	Franz Woss Racing	Franz Woss Racing	Tatuus FR 2.0	<b>2'02.509</b>	16.115	0.910	7
36	<b>3 DE VIRGILIS</b> Sandro	ITA	De Virgilis Sandro		Tatuus FR 2.0	<b>2'04.726</b>	18.332	2.217	9
37	<b>96 MONTRUCCOLI</b> Antonio	ITA	Montruccoli Antonio	Corbetta Racing	Dallara F312	<b>2'04.920</b>	18.526	0.194	7
38	<b>83 RADRIZZANI</b> Daniele	ITA	Radrizzani Daniele		Dallara F308	<b>2'14.298</b>	27.904	9.378	5
39	<b>34 CONTI</b> Sergio	ITA	Conti Sergio	Cremona Corse	Tatuus F4	<b>2'15.542</b>	29.148	1.244	9

**Tempo di Qualificazione: (117% di 1'47.216): 2'05.444**

Umidità	84%	ARIA	12°C
Condizioni	DRY	Pista	13°C

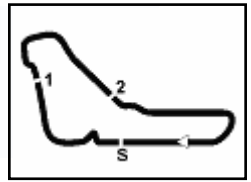
Direttore di Gara : Renato Schmidt

Direttore di Prova : Gianluca Marotta

Inizio	Fine
23/04/2022 08:29	09:01

Esposta alle: .....



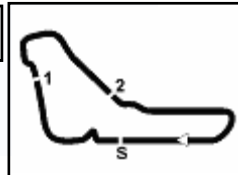

**Penalty and Infringement**

08.49	<b>19 C. CAREY</b>	Current Lap Deleted
08.56	<b>44 S. ZELLER</b>	Lap Cancelled (1'48.783) - Exceeded Track Limits
08.59	<b>31 E. D'AMICIS</b>	Lap Cancelled (1'53.616) - Exceeded Track Limits

**Fastest Laps Sequence**

Num.	Concorrente	Naz	Team	Auto	Local Time	Tempo	Dist.	Media
51	<b>B. PELLEGRINI</b>	ITA	HT Powertrain	Dallara F313	08:34'35.681	<b>2'12.245</b>		157,698
7	<b>J. NODA</b>	JAP	Vadum Racing	F.Regional	08:34'35.689	<b>2'08.794</b>	-3.451	161,924
19	<b>C. CAREY</b>	IRL	Franz Woss Racing	Dallara F318	08:34'47.310	<b>1'59.272</b>	-9.522	174,851
14	<b>A. BENALLI</b>	ITA		Dallara F309	08:35'25.311	<b>1'59.162</b>	-0.110	175,012
146	<b>J. MAGYAR</b>	HUN	Magyar Racing Team	Tatuus F.Master	08:36'24.321	<b>1'58.313</b>	-0.849	176,268
44	<b>S. ZELLER</b>	CHE	Jo Zeller Racing	Dallara F312	08:36'26.315	<b>1'56.579</b>	-1.734	178,890
51	<b>B. PELLEGRINI</b>	ITA	HT Powertrain	Dallara F313	08:36'29.852	<b>1'54.171</b>	-2.408	182,663
19	<b>C. CAREY</b>	IRL	Franz Woss Racing	Dallara F318	08:36'40.643	<b>1'53.333</b>	-0.838	184,013
46	<b>R. PEREGO</b>	ITA	Perego Team	Dallara F312	08:38'20.234	<b>1'52.033</b>	-1.300	186,149
51	<b>B. PELLEGRINI</b>	ITA	HT Powertrain	Dallara F313	08:38'20.797	<b>1'50.945</b>	-1.088	187,974
63	<b>B. BENJAMIN</b>	HUN	Team Hoffmann Racing	Dallara F314	08:47'04.373	<b>1'49.911</b>	-1.034	189,743
63	<b>B. BENJAMIN</b>	HUN	Team Hoffmann Racing	Dallara F314	08:48'54.090	<b>1'49.717</b>	-0.194	190,078
51	<b>B. PELLEGRINI</b>	ITA	HT Powertrain	Dallara F313	08:49'03.747	<b>1'49.267</b>	-0.450	190,861
212	<b>P. BRAJNIK</b>	ITA	NV Racing	Dallara F320	08:51'44.984	<b>1'47.448</b>	-1.819	194,092
212	<b>P. BRAJNIK</b>	ITA	NV Racing	Dallara F320	08:59'15.107	<b>1'46.394</b>	-1.054	196,015





## ACI Racing Weekend Monza 23-24 Aprile 2022

### Top Jet F2000 Formula Trophy - Best Sectors & Speed Qualifiche

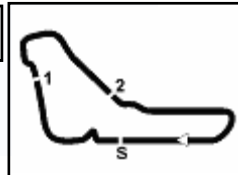
**MIGLIOR GIRO**

1	<b>212 BRAJNIK</b> Paolo	Dallara F320	1'46.394
2	<b>19 CAREY</b> Cian	Dallara F318	1'47.606
3	<b>51 PELLEGRINI</b> Bernardo	Dallara F313	1'47.649
4	<b>21 PAPALEO</b> Renato	Dallara F312	1'48.123
5	<b>8 RASERO</b> Dino	Dallara F320	1'48.237
6	<b>44 ZELLER</b> Sandro	Dallara F312	1'48.361
7	<b>63 BENJAMIN</b> Berta	Dallara F314	1'48.544
8	<b>14 BENALLI</b> Andrea	Dallara F309	1'49.270
9	<b>46 PEREGO</b> Riccardo	Dallara F312	1'49.838
10	<b>41 CIMARELLI</b> Franco	Dallara F308	1'50.380
11	<b>88 SOLFAROLI</b> Francesco	Dallara F308	1'51.849
12	<b>73 ATZORI</b> Francesco	Tatuus FR 2.0	1'52.289
13	<b>146 MAGYAR</b> Janos	Tatuus F.Master	1'52.467
14	<b>4 SARTORI</b> Karim	Tatuus FR 2.0	1'52.789
15	<b>42 PEDETTI</b> Davide	Dallara F317	1'52.999
16	<b>2 BALESTRINI</b> Laurence	Tatuus FR 2.0	1'53.753
17	<b>29 PALUMMIERI</b> Stefano	Tatuus FR 2.0	1'53.789
18	<b>95 CARAMUSCIA</b> Christian	Tatuus FR 2.0	1'53.814
19	<b>31 D'AMICIS</b> Edoardo	Tatuus FR 2.0	1'53.953
20	<b>12 VAGLIO</b> Umberto	Dallara F308	1'54.049
21	<b>15 TAPINOS</b> Daniel	Dallara F308	1'54.274
22	<b>1 RICHERT</b> David	Dallara F309	1'54.802
23	<b>20 LARSEN</b> Stig	Dallara F312	1'55.091
24	<b>28 BERTO</b> Giorgio	Dallara F308	1'55.355
25	<b>39 BONANOMI</b> Edoardo	F3 Mvoale	1'55.529
26	<b>79 TURCHETTO</b> Fabio	Tatuus FR 2.0	1'55.652
27	<b>75 SHIBI</b> Mei	Dallara F308	1'56.155
28	<b>90 RINALDI</b> Antonino Marco	Dallara F394	1'56.554
29	<b>18 NERI</b> Jean Luc	Dallara F311	1'56.707
30	<b>10 IANNACONE</b> Luca	Dallara F308	1'56.797
31	<b>122 GROER</b> Norbert	Tatuus FR 2.0	1'58.318
32	<b>33 MARINARO</b> Salvatore	Dallara F310	2'00.576
33	<b>89 PADOVANI</b> Simone	Tatuus FR 2.0	2'01.456
34	<b>7 NODA</b> Juju	F.Regional	2'01.599
35	<b>125 SISKA</b> Robert	Tatuus FR 2.0	2'02.509
36	<b>3 DE VIRGILIS</b> Sandro	Tatuus FR 2.0	2'04.726
37	<b>96 MONTRUCCOLI</b> Antonio	Dallara F312	2'04.920
38	<b>83 RADRIZZANI</b> Daniele	Dallara F308	2'14.298
39	<b>34 CONTI</b> Sergio	Tatuus F4	2'15.542

**SPEED**

1	<b>51 PELLEGRINI</b> Bernardo	Dallara F313	259,6
2	<b>21 PAPALEO</b> Renato	Dallara F312	257,8
3	<b>14 BENALLI</b> Andrea	Dallara F309	255,3
4	<b>8 RASERO</b> Dino	Dallara F320	254,7
5	<b>46 PEREGO</b> Riccardo	Dallara F312	254,1
6	<b>212 BRAJNIK</b> Paolo	Dallara F320	254,1
7	<b>7 NODA</b> Juju	F.Regional	252,3
8	<b>90 RINALDI</b> Antonino Marco	Dallara F394	252,3
9	<b>39 BONANOMI</b> Edoardo	F3 Mygale	251,7
10	<b>1 RICHERT</b> David	Dallara F309	251,2
11	<b>63 BENJAMIN</b> Berta	Dallara F314	251,2
12	<b>44 ZELLER</b> Sandro	Dallara F312	251,2
13	<b>19 CAREY</b> Cian	Dallara F318	251,2
14	<b>41 CIMARELLI</b> Franco	Dallara F308	250,6
15	<b>31 D'AMICIS</b> Edoardo	Tatuus FR 2.0	249,4
16	<b>4 SARTORI</b> Karim	Tatuus FR 2.0	249,4
17	<b>15 TAPINOS</b> Daniel	Dallara F308	248,8
18	<b>95 CARAMUSCIA</b> Christian	Tatuus FR 2.0	248,3
19	<b>29 PALUMMIERI</b> Stefano	Tatuus FR 2.0	248,3
20	<b>2 BALESTRINI</b> Laurence	Tatuus FR 2.0	247,7
21	<b>12 VAGLIO</b> Umberto	Dallara F308	247,1
22	<b>18 NERI</b> Jean Luc	Dallara F311	247,1
23	<b>122 GROER</b> Norbert	Tatuus FR 2.0	247,1
24	<b>146 MAGYAR</b> Janos	Tatuus F.Master	247,1
25	<b>88 SOLFAROLI</b> Francesco	Dallara F308	246,6
26	<b>73 ATZORI</b> Francesco	Tatuus FR 2.0	246,0
27	<b>20 LARSEN</b> Stig	Dallara F312	244,9
28	<b>10 IANNACONE</b> Luca	Dallara F308	244,9
29	<b>79 TURCHETTO</b> Fabio	Tatuus FR 2.0	243,8
30	<b>42 PEDETTI</b> Davide	Dallara F317	243,8
31	<b>28 BERTO</b> Giorgio	Dallara F308	243,2
32	<b>125 SISKA</b> Robert	Tatuus FR 2.0	239,5
33	<b>89 PADOVANI</b> Simone	Tatuus FR 2.0	236,8
34	<b>83 RADRIZZANI</b> Daniele	Dallara F308	236,3
35	<b>96 MONTRUCCOLI</b> Antonio	Dallara F312	235,8
36	<b>75 SHIBI</b> Mei	Dallara F308	235,3
37	<b>33 MARINARO</b> Salvatore	Dallara F310	234,8
38	<b>3 DE VIRGILIS</b> Sandro	Tatuus FR 2.0	225,0
39	<b>34 CONTI</b> Sergio	Tatuus F4	222,2



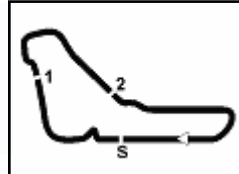

**ACI Racing Weekend Monza 23-24 Aprile 2022**
**Top Jet F2000 Formula Trophy - Best Sectors & Speed Qualifiche**

SEG. 1		
1	212	BRAJNIK Paolo 35.030
2	21	PAPALEO Renato 35.082
3	8	RASERO Dino 35.274
4	51	PELLEGRINI Bernardo 35.304
5	19	CAREY Cian 35.325
6	14	BENALLI Andrea 35.339
7	44	ZELLER Sandro 35.455
8	63	BENJAMIN Berta 35.506
9	46	PEREGO Riccardo 35.612
10	41	CIMARELLI Franco 36.007
11	146	MAGYAR Janos 36.046
12	7	NODA Juju 36.049
13	88	SOLFAROLI Francesco 36.299
14	1	RICHERT David 36.348
15	4	SARTORI Karim 36.545
16	95	CARAMUSCIA Christian 36.584
17	31	D'AMICIS Edoardo 36.663
18	73	ATZORI Francesco 36.670
19	20	LARSEN Stig 36.671
20	29	PALUMMIERI Stefano 36.771
21	42	PEDETTI Davide 36.772
22	12	VAGLIO Umberto 36.782
23	2	BALESTRINI Laurence 36.839
24	39	BONANOMI Edoardo 36.860
25	90	RINALDI Antonino Marco 36.869
26	18	NERI Jean Luc 36.950
27	15	TAPINOS Daniel 37.164
28	122	GROER Norbert 37.251
29	79	TURCHETTO Fabio 37.264
30	75	SHIBI Mei 37.355
31	10	IANNACONE Luca 37.375
32	28	BERTO Giorgio 37.504
33	33	MARINARO Salvatore 38.026
34	83	RADRIZZANI Daniele 38.058
35	96	MONTRUCCOLI Antonio 38.103
36	89	PADOVANI Simone 38.216
37	125	SISKA Robert 38.870
38	3	DE VIRGLIS Sandro 39.350
39	34	CONTI Sergio 41.425

SEG. 2		
1	212	BRAJNIK Paolo 35.578
2	51	PELLEGRINI Bernardo 35.904
3	8	RASERO Dino 35.964
4	19	CAREY Cian 36.030
5	44	ZELLER Sandro 36.076
6	63	BENJAMIN Berta 36.111
7	21	PAPALEO Renato 36.418
8	46	PEREGO Riccardo 36.464
9	41	CIMARELLI Franco 36.580
10	14	BENALLI Andrea 36.627
11	73	ATZORI Francesco 37.504
12	88	SOLFAROLI Francesco 37.559
13	4	SARTORI Karim 37.695
14	42	PEDETTI Davide 37.809
15	146	MAGYAR Janos 37.876
16	95	CARAMUSCIA Christian 37.970
17	15	TAPINOS Daniel 38.105
18	1	RICHERT David 38.116
19	20	LARSEN Stig 38.154
20	31	D'AMICIS Edoardo 38.263
21	2	BALESTRINI Laurence 38.293
22	12	VAGLIO Umberto 38.434
23	29	PALUMMIERI Stefano 38.438
24	28	BERTO Giorgio 38.621
25	39	BONANOMI Edoardo 38.787
26	75	SHIBI Mei 38.924
27	90	RINALDI Antonino Marco 39.016
28	79	TURCHETTO Fabio 39.037
29	122	GROER Norbert 39.482
30	18	NERI Jean Luc 39.658
31	10	IANNACONE Luca 39.780
32	89	PADOVANI Simone 40.779
33	33	MARINARO Salvatore 40.871
34	125	SISKA Robert 41.598
35	96	MONTRUCCOLI Antonio 42.028
36	7	NODA Juju 42.427
37	3	DE VIRGLIS Sandro 42.472
38	83	RADRIZZANI Daniele 46.180
39	34	CONTI Sergio 46.313

SEG. 3		
1	212	BRAJNIK Paolo 35.786
2	19	CAREY Cian 36.154
3	51	PELLEGRINI Bernardo 36.230
4	63	BENJAMIN Berta 36.419
5	21	PAPALEO Renato 36.488
6	8	RASERO Dino 36.614
7	44	ZELLER Sandro 36.700
8	14	BENALLI Andrea 36.756
9	46	PEREGO Riccardo 37.140
10	41	CIMARELLI Franco 37.436
11	88	SOLFAROLI Francesco 37.956
12	73	ATZORI Francesco 38.088
13	42	PEDETTI Davide 38.229
14	4	SARTORI Karim 38.248
15	146	MAGYAR Janos 38.430
16	29	PALUMMIERI Stefano 38.580
17	2	BALESTRINI Laurence 38.621
18	95	CARAMUSCIA Christian 38.675
19	12	VAGLIO Umberto 38.833
20	31	D'AMICIS Edoardo 38.870
21	15	TAPINOS Daniel 38.932
22	28	BERTO Giorgio 39.095
23	79	TURCHETTO Fabio 39.179
24	1	RICHERT David 39.360
25	39	BONANOMI Edoardo 39.498
26	10	IANNACONE Luca 39.510
27	20	LARSEN Stig 39.872
28	75	SHIBI Mei 39.876
29	18	NERI Jean Luc 39.925
30	90	RINALDI Antonino Marco 40.283
31	122	GROER Norbert 40.874
32	33	MARINARO Salvatore 41.051
33	96	MONTRUCCOLI Antonio 41.175
34	125	SISKA Robert 41.491
35	89	PADOVANI Simone 41.710
36	7	NODA Juju 41.971
37	3	DE VIRGLIS Sandro 42.904
38	83	RADRIZZANI Daniele 43.216
39	34	CONTI Sergio 47.095





# ACI Racing Weekend Monza 23-24 Aprile 2022

## Top Jet F2000 Formula Trophy - Ideal Time Qualifiche

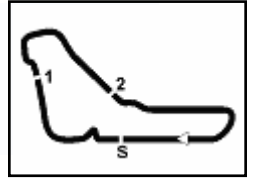
Monza 5.793 m

1 / 2

Num. Conducente	Auto	Seg. 1	Seg. 2	Seg. 3	Ideal Time			
		Diff. 1	Diff. 2	Diff. 3	Miglior Giro	Pos.	Diff.	
1	<b>212 BRAJNIK P.</b> (ITA)	Dallara F320	<b>35.030</b>	<b>35.578</b>	<b>35.786</b>	<b>1'46.394</b>		
2	<b>51 PELLEGRINI B.</b> (ITA)	Dallara F313	35.304	35.904	36.230 +0.211	<b>1'47.438</b>	3	0.211
3	<b>19 CAREY C.</b> (IRL)	Dallara F318	35.325 +0.097	36.030	36.154	<b>1'47.509</b>	2	0.097
4	<b>8 RASERO D.</b> (ITA)	Dallara F320	35.274 +0.066	35.964 +0.319	36.614	<b>1'47.852</b>	5	0.385
5	<b>21 PAPALETTO R.</b> (ITA)	Dallara F312	35.082 +0.135	36.418	36.488	<b>1'47.988</b>	4	0.135
6	<b>63 BENJAMIN B.</b> (HUN)	Dallara F314	35.506 +0.357	36.111	36.419 +0.151	<b>1'48.036</b>	7	0.508
7	<b>44 ZELLER S.</b> (CHE)	Dallara F312	35.455 +0.130	36.076	36.700	<b>1'48.231</b>	6	0.130
8	<b>14 BENALLI A.</b> (ITA)	Dallara F309	35.339 +0.413	36.627 +0.135	36.756	<b>1'48.722</b>	8	0.548
9	<b>46 PEREGO R.</b> (ITA)	Dallara F312	35.612 +0.254	36.464 +0.368	37.140	<b>1'49.216</b>	9	0.622
10	<b>41 CIMARELLI F.</b> (ITA)	Dallara F308	36.007 +0.357	36.580	37.436	<b>1'50.023</b>	10	0.357
11	<b>88 SOLFAROLI F.</b> (ITA)	Dallara F308	36.299 +0.035	37.559	37.956	<b>1'51.814</b>	11	0.035
12	<b>73 ATZORI F.</b> (ITA)	Tatuus FR 2.0	36.670	37.504 +0.023	38.088 +0.004	<b>1'52.262</b>	12	0.027
13	<b>146 MAGYAR J.</b> (HUN)	Tatuus F.Master	36.046 +0.075	37.876	38.430 +0.040	<b>1'52.352</b>	13	0.115
14	<b>4 SARTORI K.</b> (ITA)	Tatuus FR 2.0	36.545 +0.301	37.695	38.248	<b>1'52.488</b>	14	0.301
15	<b>42 PEDETTI D.</b> (ITA)	Dallara F317	36.772 +0.081	37.809 +0.108	38.229	<b>1'52.810</b>	15	0.189
16	<b>95 CARAMUSCIA C.</b> (ITA)	Tatuus FR 2.0	36.584 +0.170	37.970 +0.250	38.675 +0.165	<b>1'53.229</b>	18	0.585
17	<b>2 BALESTRINI L.</b> (ITA)	Tatuus FR 2.0	36.839	38.293	38.621	<b>1'53.753</b>	16	
18	<b>29 PALUMMIERI S.</b> (ITA)	Tatuus FR 2.0	36.771	38.438	38.580	<b>1'53.789</b>	17	
19	<b>31 D'AMICIS E.</b> (ITA)	Tatuus FR 2.0	36.663	38.263 +0.099	38.870 +0.058	<b>1'53.796</b>	19	0.157
20	<b>1 RICHERT D.</b> (CHE)	Dallara F309	36.348	38.116 +0.978	39.360	<b>1'53.824</b>	22	0.978
21	<b>12 VAGLIO U.</b> (ITA)	Dallara F308	36.782	38.434	38.833	<b>1'54.049</b>	20	
22	<b>15 TAPINOS D.</b> (GRE)	Dallara F308	37.164 +0.073	38.105	38.932	<b>1'54.201</b>	21	0.073
23	<b>20 LARSEN S.</b> (DNK)	Dallara F312	36.671	38.154	39.872 +0.394	<b>1'54.697</b>	23	0.394
24	<b>39 BONANOMI E.</b> (ITA)	F3 Mygale	36.860	38.787	39.498 +0.384	<b>1'55.145</b>	25	0.384
25	<b>28 BERTO G.</b> (ITA)	Dallara F308	37.504 +0.135	38.621	39.095	<b>1'55.220</b>	24	0.135
26	<b>79 TURCHETTO F.</b> (ITA)	Tatuus FR 2.0	37.264	39.037	39.179 +0.172	<b>1'55.480</b>	26	0.172
27	<b>75 SHIBI M.</b> (ITA)	Dallara F308	37.355	38.924	39.876	<b>1'56.155</b>	27	
28	<b>90 RINALDI A.</b> (ITA)	Dallara F394	36.869 +0.250	39.016	40.283 +0.136	<b>1'56.168</b>	28	0.386
29	<b>18 NERI J.</b> (FRA)	Dallara F311	36.950 +0.038	39.658 +0.028	39.925 +0.108	<b>1'56.533</b>	29	0.174
30	<b>10 IANNAcone L.</b> (ITA)	Dallara F308	37.375	39.780	39.510 +0.132	<b>1'56.665</b>	30	0.132
31	<b>122 GROER N.</b> (AUT)	Tatuus FR 2.0	37.251 +0.295	39.482	40.874 +0.416	<b>1'57.607</b>	31	0.711
32	<b>33 MARINARO S.</b> (ITA)	Dallara F310	38.026	40.871 +0.496	41.051 +0.132	<b>1'59.948</b>	32	0.628
33	<b>7 NODA J.</b> (JAP)	F.Regional	36.049 +1.152	42.427	41.971	<b>2'00.447</b>	34	1.152

23/04/2022




**ACI Racing Weekend Monza 23-24 Aprile 2022**
**Top Jet F2000 Formula Trophy - Ideal Time Qualifiche**

Monza 5.793 m

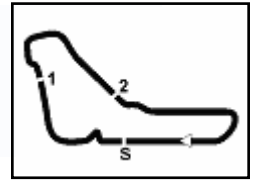
**2 / 2**

Num. Conducente	Auto	Seg. 1	Seg. 2	Seg. 3	Ideal Time			
		Diff. 1	Diff. 2	Diff. 3	Miglior Giro	Pos.	Diff.	
34	<b>89 PADOVANI S.</b> (ITA)	Tatuus FR 2.0	38.216 +0.439	40.779 +0.312	41.710	<b>2'00.705</b> 2'01.456	33	0.751
35	<b>96 MONTRUCCOLI A.</b> (ITA)	Dallara F312	38.103 +1.731	42.028 +1.883	41.175	<b>2'01.306</b> 2'04.920	37	3.614
36	<b>125 SISKA R.</b> (USA)	Tatuus FR 2.0	38.870 +0.022	41.598 +0.528	41.491	<b>2'01.959</b> 2'02.509	35	0.550
37	<b>3 DE VIRGILIS S.</b> (ITA)	Tatuus FR 2.0	39.350	42.472	42.904	<b>2'04.726</b> 2'04.726	36	
38	<b>83 RADRIZZANI D.</b> (ITA)	Dallara F308	38.058 +5.435	46.180 +1.409	43.216	<b>2'07.454</b> 2'14.298	38	6.844
39	<b>34 CONTI S.</b> (ITA)	Tatuus F4	41.425	46.313	47.095 +0.709	<b>2'14.833</b> 2'15.542	39	0.709
<b>Ideal Time Assoluto</b>			35.030	35.030	35.578	35.786	<b>1'46.394</b>	









# ACI Racing Weekend Monza 23-24 Aprile 2022

## Top Jet F2000 Formula Trophy - Analisi Tempi Qualifiche

Monza 5.793 m

**2 / 5**

11	35.752	36.762	<b>36.756</b>	<b>1'49.270</b>	253,5	8:56'09.083	11	<b>36.670</b>	37.527	38.092	<b>1'52.289</b>	244,9	8:56'47.741
12	<b>35.339</b>	<b>36.627</b>	39.469	1'51.435	<b>255,3</b>	8:58'00.518	12	36.778	<b>37.504</b>	38.335	1'52.617	244,3	8:58'40.358
13	35.565	36.888	37.154	1'49.607	254,1	8:59'50.125							

9° 46 R. PEREGO (1'49.838)							13° 146 J. MAGYAR (1'52.467)						
Giro	Seg.1	Seg.2	Seg.3	T. Giro	km/h	Local Time	Giro	Seg.1	Seg.2	Seg.3	T. Giro	km/h	Local Time
1		47.968	43.232		155,6	8:34'31.612	1		48.067	43.913		125,3	8:34'26.008
2	37.797	39.560	39.232	1'56.589	229,3	8:36'28.201	2	37.537	40.013	40.763	1'58.313	237,9	8:36'24.321
3	36.198	37.585	38.250	1'52.033	252,3	8:38'20.234	3	37.156	41.000	44.110	2'02.266	242,2	8:38'26.587
4	1'16.654	1'04.311	1'24.252	3'45.217CP	84,3	8:42'05.451	4	1'16.636	1'15.894	1'25.324	3'57.854CP	74,1	8:42'24.441
5	3'09.730	39.882	38.901	4'28.513P	171,7	8:46'33.964	5	2'19.507	44.365	42.887	3'46.759P	121,5	8:46'11.200
6	36.634	39.312	45.054	2'01.000	249,4	8:48'34.964	6	36.868	40.748	40.062	1'57.678	243,2	8:48'08.878
7	36.183	36.868	37.710	1'50.761	250,0	8:50'25.725	7	36.433	38.497	39.146	1'54.076	243,2	8:50'02.954
8	36.680	36.896	42.203	1'55.779	<b>254,1</b>	8:52'21.504	8	36.237	38.472	39.188	1'53.897	246,0	8:51'56.851
9	35.866	36.832	<b>37.140</b>	<b>1'49.838</b>	249,4	8:54'11.342	9	36.147	38.057	<b>38.430</b>	1'52.634	245,5	8:53'49.485
10	36.178	37.866	37.970	1'52.014	249,4	8:56'03.356	10	<b>36.046</b>	37.880	38.785	1'52.711	240,5	8:55'42.196
11	<b>35.612</b>	36.486	38.531	1'50.629	251,7	8:57'53.985	11	36.735	40.876	40.507	1'58.118	<b>247,1</b>	8:57'40.314
12	35.841	<b>36.464</b>	37.656	1'49.961	249,4	8:59'43.946	12	36.121	<b>37.876</b>	38.470	<b>1'52.467</b>	246,6	8:59'32.781

10° 41 F. CIMARELLI (1'50.380)							14° 4 K. SARTORI (1'52.789)						
Giro	Seg.1	Seg.2	Seg.3	T. Giro	km/h	Local Time	Giro	Seg.1	Seg.2	Seg.3	T. Giro	km/h	Local Time
1		44.907	46.613		167,2	8:36'28.052	1		50.858	50.362		110,1	8:33'43.030
2	37.599	40.086	41.157	1'58.842	220,9	8:38'26.894	2	43.928	41.826	43.350	2'09.104	177,0	8:35'52.134
3	1'17.097	1'16.527	1'29.998	4'03.622CP	76,7	8:42'30.516	3	37.564	44.068	39.569	2'01.201	243,8	8:37'53.335
4	1'41.884	40.372	38.730	3'00.986P	194,9	8:45'31.502	4	44.011	1'17.395	1'29.175	3'30.581CP	247,7	8:41'23.916
5	36.853	37.537	37.739	1'52.129	<b>250,6</b>	8:47'23.631	5	4'05.208	44.082	40.113	5'29.403P	192,9	8:46'53.319
6	36.148	36.928	37.488	1'50.564	249,4	8:49'14.195	6	37.543	39.087	39.986	1'56.616	242,2	8:48'49.935
7	<b>36.007</b>	37.581	38.215	1'51.803	248,8	8:51'05.998	7	38.265	38.272	38.841	1'55.378	212,2	8:50'45.313
8	36.383	36.758	38.076	1'51.217	246,6	8:52'57.215	8	37.044	37.957	38.443	1'53.444	224,1	8:52'38.757
9	36.544	36.929	37.698	1'51.171	241,6	8:54'48.386	9	36.740	38.147	38.340	1'53.227	247,1	8:54'31.984
10	36.364	<b>36.580</b>	<b>37.436</b>	<b>1'50.380</b>	244,3	8:56'38.766	10	<b>36.846</b>	<b>37.695</b>	<b>38.248</b>	<b>1'52.789</b>	232,3	8:56'24.773
11	36.405	36.613	37.820	1'50.838	241,6	8:58'29.604	11	<b>36.545</b>	39.412	40.130	1'56.087	243,8	8:58'20.860
12	39.858	43.959	46.572	2'10.389	240,0	9:00'39.993	12	36.742	37.912	38.854	1'53.508	<b>249,4</b>	9:00'14.368

11° 88 F. SOLFAROLI (1'51.849)							15° 42 D. PEDETTI (1'52.999)						
Giro	Seg.1	Seg.2	Seg.3	T. Giro	km/h	Local Time	Giro	Seg.1	Seg.2	Seg.3	T. Giro	km/h	Local Time
1		44.655	43.009		102,7	8:33'19.011	1		51.968	47.278		135,5	8:33'03.531
2	38.647	40.102	42.493	2'01.242	226,4	8:35'20.253	2	48.484	45.151	44.543	2'18.178	189,5	8:35'21.709
3	38.081	39.635	40.057	1'57.773	243,8	8:37'18.026	3	39.911	44.613	41.287	2'05.811	199,6	8:37'27.520
4	36.987	1'03.292	1'18.717	2'58.996CP	242,2	8:40'17.022	4	38.550	1'07.047	1'32.877	3'18.474CP	230,8	8:40'45.994
5	5'44.607	44.555	42.005	7'11.167P	176,8	8:47'28.189	5	3'09.273	40.934	40.085	4'30.292P	189,1	8:45'16.286
6	37.018	39.003	39.097	1'55.118	245,5	8:49'23.307	6	37.896	39.958	41.229	1'59.083	216,0	8:47'15.369
7	36.424	37.585	38.121	1'52.130	<b>246,6</b>	8:51'15.437	7	38.356	39.744	39.447	1'57.547	229,3	8:49'12.916
8	36.474	39.227	54.217	2'09.918P	<b>246,6</b>	8:53'25.355	8	37.249	38.686	39.709	1'55.644	242,2	8:51'08.560
9	1'06.646	41.606	43.322	2'31.574P	198,9	8:55'56.929	9	37.622	38.777	40.756	1'57.155	227,4	8:53'05.715
10	<b>36.299</b>	37.904	38.147	1'52.350	245,5	8:57'49.279	10	<b>36.772</b>	38.357	38.383	1'53.512	<b>243,8</b>	8:54'59.227
11	36.334	<b>37.559</b>	<b>37.956</b>	<b>1'51.849</b>	245,5	8:59'41.128	11	36.853	37.917	<b>38.229</b>	<b>1'52.999</b>	240,5	8:56'52.226
							12	36.945	<b>37.809</b>	38.246	1'53.000	242,2	8:58'45.226

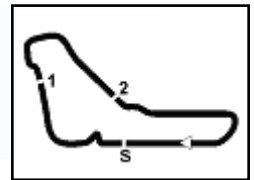
12° 73 F. ATZORI (1'52.289)							16° 2 L. BALESTRINI (1'53.753)						
Giro	Seg.1	Seg.2	Seg.3	T. Giro	km/h	Local Time	Giro	Seg.1	Seg.2	Seg.3	T. Giro	km/h	Local Time
1		51.823	45.688		131,5	8:33'17.679	1		49.566	47.615		109,5	8:33'48.360
2	44.656	41.463	40.292	2'06.411	178,2	8:35'24.090	2	43.925	42.090	41.087	2'07.102	133,2	8:35'55.462
3	37.788	40.687	40.788	1'59.263	234,8	8:37'23.353	3	38.129	50.537	43.833	2'12.499	244,3	8:38'07.961
4	37.519	1'04.371	1'18.601	3'00.491CP	225,9	8:40'23.844	4	58.190	1'06.522	1'28.917	3'33.629CP	155,2	8:41'41.590
5	3'29.004	41.416	40.689	4'51.109P	179,7	8:45'14.953	5	2'31.892	44.286	43.073	3'59.251P	156,5	8:45'40.841
6	37.558	38.568	38.508	1'54.634	245,5	8:47'09.587	6	38.621	41.252	40.198	2'00.071	234,8	8:47'40.912
7	36.962	37.930	40.058	1'54.950	243,8	8:49'04.537	7	37.930	40.361	39.606	1'57.897	247,1	8:49'38.809
8	44.303	38.959	39.901	2'03.163	228,8	8:51'07.700	8	37.668	39.793	39.106	1'56.567	245,5	8:51'35.376
9	36.921	39.357	<b>38.088</b>	1'54.366	<b>246,0</b>	8:53'02.066	9	37.196	39.300	38.672	1'55.168	<b>247,7</b>	8:53'30.544
10	36.715	38.439	38.232	1'53.386	244,9	8:54'55.452	10	37.631	38.816	38.881	1'55.328	<b>247,7</b>	8:55'25.872

23/04/2022

P = Box In/Out - C = Tempo Invalidato







Monza 5.793 m

**3 / 5**

11	37.132	38.489	38.633	1'54.254	246,6	8:57'20.126	12	<b>36.782</b>	<b>38.434</b>	<b>38.833</b>	<b>1'54.049</b>	246,0	8:59'56.369	
12	<b>36.839</b>	<b>38.293</b>	<b>38.621</b>	<b>1'53.753</b>	246,6	8:59'13.879								

17° 29 S. PALUMMIERI (1'53.789)							21° 15 D. TAPINOS (1'54.274)						
Giro	Seg.1	Seg.2	Seg.3	T. Giro	km/h	Local Time	Giro	Seg.1	Seg.2	Seg.3	T. Giro	km/h	Local Time
1		51.715	45.962		126,2	8:33'19.932	1		52.747	46.378		136,7	8:34'41.196
2	43.550	44.505	41.874	2'09.929	164,6	8:35'29.861	2	40.897	42.068	41.558	2'04.523	243,2	8:36'45.719
3	38.413	45.813	40.688	2'04.914	228,3	8:37'34.775	3	38.060	39.711	45.976	2'03.747	244,9	8:38'49.466
4	37.951	1'04.259	1'37.921	3'20.131CP	222,7	8:40'54.906	4	1'03.934	1'13.196	1'36.596	3'53.726CP	102,3	8:42'43.192
5	3'03.156	43.789	44.862	4'31.807P	184,9	8:45'26.713	5	1'53.064	42.937	41.593	3'17.594P	151,0	8:46'00.786
6	37.657	39.854	39.454	1'56.965	241,6	8:47'23.678	6	54.452	40.632	40.123	2'15.207	242,7	8:48'15.993
7	37.284	38.950	39.307	1'55.541	225,9	8:49'19.219	7	37.737	38.743	39.755	1'56.235	244,3	8:50'12.228
8	36.924	38.621	39.207	1'54.752	246,0	8:51'13.971	8	37.519	39.027	39.083	1'55.629	243,8	8:52'07.857
9	37.122	39.398	40.589	1'57.109	<b>248,3</b>	8:53'11.080	9	37.353	38.952	38.937	1'55.242	244,3	8:54'03.099
10	37.209	39.245	40.770	1'57.224	<b>248,3</b>	8:55'08.304	10	<b>37.164</b>	38.440	39.105	1'54.709	244,3	8:55'57.808
11	<b>36.771</b>	<b>38.438</b>	<b>38.580</b>	<b>1'53.789</b>	<b>248,3</b>	8:57'02.093	11	37.319	40.023	39.318	1'56.660	<b>248,8</b>	8:57'54.468
12	37.158	39.580	38.879	1'55.617	240,5	8:58'57.710	12	37.237	<b>38.105</b>	<b>38.932</b>	<b>1'54.274</b>	<b>248,8</b>	8:59'48.742

18° 95 C. CARAMUSCIA (1'53.814)							22° 1 D. RICHERT (1'54.802)						
Giro	Seg.1	Seg.2	Seg.3	T. Giro	km/h	Local Time	Giro	Seg.1	Seg.2	Seg.3	T. Giro	km/h	Local Time
1		52.989	49.638		120,1	8:33'34.224	1		51.814	48.927		144,2	8:32'45.209
2	40.812	43.489	43.960	2'08.261	213,4	8:35'42.485	2	40.841	45.628	43.895	2'10.364	222,7	8:34'55.573
3	37.910	42.247	43.673	2'03.830	244,9	8:37'46.315	3	40.731	44.976	43.128	2'08.835	177,0	8:37'04.408
4	40.188	1'16.562	1'21.933	3'18.683CP	243,8	8:41'04.998	4	42.766	1'09.222	1'16.033	3'08.021CP	241,1	8:40'12.429
5	3'36.309	43.971	44.932	5'05.212P	150,6	8:46'10.210	5	4'49.988	44.851	44.155	6'18.994P	107,0	8:46'31.423
6	37.782	41.777	40.236	1'59.795	242,2	8:48'10.005	6	37.670	39.991	42.822	2'00.483	243,8	8:48'31.906
7	37.216	38.975	39.046	1'55.237	247,1	8:50'05.242	7	36.959	39.181	41.014	1'57.154	246,6	8:50'29.060
8	37.097	38.601	<b>38.675</b>	1'54.373	246,6	8:51'59.615	8	39.336	42.345	40.982	2'02.663	231,8	8:52'31.723
9	36.754	38.220	38.840	1'53.814	246,6	8:53'53.429	9	36.702	39.229	39.520	1'55.451	248,8	8:54'27.174
10	36.884	38.277	39.184	1'54.345	247,1	8:55'47.774	10	36.927	38.915	40.828	1'56.670	217,3	8:56'23.844
11	37.066	38.343	39.181	1'54.590	246,0	8:57'42.364	11	36.936	<b>38.116</b>	40.529	1'55.581	<b>251,2</b>	8:58'19.425
							12	<b>36.348</b>	39.094	<b>39.360</b>	<b>1'54.802</b>	248,3	9:00'14.227

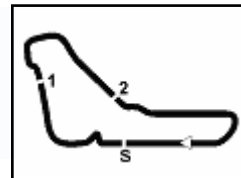
19° 31 E. D'AMICIS (1'53.953)							23° 20 S. LARSEN (1'55.091)						
Giro	Seg.1	Seg.2	Seg.3	T. Giro	km/h	Local Time	Giro	Seg.1	Seg.2	Seg.3	T. Giro	km/h	Local Time
1		51.745	48.170		99,8	8:33'53.390	1		47.877	47.793		104,8	8:32'55.954
2	40.365	50.454	46.046	2'16.865	177,9	8:36'10.255	2	40.617	43.656	43.052	2'07.325	190,1	8:35'03.279
3	38.286	40.374	40.684	1'59.344	241,6	8:38'09.599	3	38.010	43.160	41.591	2'02.761	218,2	8:37'06.040
4	1'03.269	1'04.256	1'27.918	3'35.443CP	148,4	8:41'45.042	4	39.084	1'00.629	1'21.839	3'01.552CP	185,9	8:40'07.592
5	2'23.785	41.321	40.905	3'46.011P	145,6	8:45'31.053	5	3'43.068	42.388	42.429	5'07.885P	179,7	8:45'15.477
6	38.045	44.069	41.172	2'03.286	237,9	8:47'34.339	6	38.603	42.847	41.910	2'03.360	218,6	8:47'18.837
7	37.568	39.326	39.535	1'56.429	246,6	8:49'30.768	7	37.130	39.629	<b>39.872</b>	<b>1'56.631</b>	<b>244,9</b>	8:49'15.468
8	36.997	38.469	<b>38.870</b>	1'54.336	246,0	8:51'25.104	8	36.955	39.771	40.397	1'57.123	244,3	8:51'12.591
9	36.806	40.358	39.497	1'56.661	247,7	8:53'21.765	9	38.057	39.782	41.558	1'59.397	210,9	8:53'11.988
10	<b>36.663</b>	38.362	38.928	<b>1'53.953</b>	247,1	8:55'15.718	10	36.951	39.178	42.630	1'58.759	243,8	8:55'10.747
11	38.521	39.459	39.977	1'57.957	<b>249,4</b>	8:57'13.675	11	<b>36.671</b>	<b>38.154</b>	40.266	<b>1'55.091</b>	243,8	8:57'05.838
12	36.695	<b>38.263</b>	38.658	1'53.616C	247,7	8:59'07.291	12	37.000	39.710	40.177	1'56.887	223,1	8:59'02.725

20° 12 U. VAGLIO (1'54.049)							24° 28 G. BERTO (1'55.355)						
Giro	Seg.1	Seg.2	Seg.3	T. Giro	km/h	Local Time	Giro	Seg.1	Seg.2	Seg.3	T. Giro	km/h	Local Time
1		50.736	49.609		133,5	8:33'09.160	1		51.319	49.238		131,7	8:33'06.689
2	41.747	43.480	42.115	2'07.342	175,9	8:35'16.502	2	42.271	47.439	43.608	2'13.318	179,7	8:35'20.007
3	38.228	40.117	40.931	1'59.276	242,2	8:37'15.778	3	39.751	41.611	41.010	2'02.372	195,3	8:37'22.379
4	37.652	1'10.074	1'16.683	3'04.409CP	242,2	8:40'20.187	4	38.505	1'07.857	1'22.481	3'08.843CP	236,3	8:40'31.222
5	3'31.992	41.489	42.180	4'55.661P	173,1	8:45'15.848	5	3'34.203	43.052	40.406	4'57.661P	161,4	8:45'28.883
6	37.685	40.063	42.634	2'00.382	227,4	8:47'16.230	6	41.302	39.716	39.492	2'00.510	236,8	8:47'29.393
7	41.165	41.420	41.430	2'04.015	243,8	8:49'20.245	7	37.639	<b>38.621</b>	<b>39.095</b>	<b>1'55.355</b>	239,5	8:49'24.748
8	37.493	38.998	39.166	1'55.657	244,3	8:51'15.902	8	37.661	38.789	39.149	1'55.599	<b>243,2</b>	8:51'20.347
9	36.911	38.759	55.015	2'10.685P	<b>247,1</b>	8:53'26.587	9	37.804	39.655	39.529	1'56.988	240,0	8:53'17.335
10	1'20.684	39.522	38.881	2'39.087P	193,5	8:56'05.674	10	<b>37.504</b>	38.776	39.157	1'55.437	241,1	8:55'12.772
11	37.048	40.001	39.597	1'56.646	243,2	8:58'02.320	11	38.024	39.065	39.165	1'56.254	239,5	8:57'09.026

23/04/2022

P = Box In/Out - C = Tempo Invalidato





Monza 5.793 m

4 / 5

12 37.517 39.560 39.135 1'56.212 241,6 8:59'05.238

25° 39 E. BONANOMI (1'55.529)							29° 18 J. NERI (1'56.707)						
Giro	Seg.1	Seg.2	Seg.3	T. Giro	km/h	Local Time	Giro	Seg.1	Seg.2	Seg.3	T. Giro	km/h	Local Time
1		50.071	47.536		132,7	8:32'45.930	2	40.821	46.804	44.773	2'12.382	179,1	8:34'40.078
2	40.713	44.354	43.421	2'08.488	211,8	8:34'54.418	3	38.240	41.147	41.856	2'01.243	218,2	8:36'41.321
3	38.129	48.313	43.336	2'09.778	242,2	8:37'04.196	4	37.839	40.793	45.065	2'03.697	210,5	8:38'45.018
4	38.957	42.066	57.904	2'18.927CP	229,3	8:39'23.123	5	1'05.307	1'15.415	1'34.924	3'55.646CP	114,8	8:42'40.664
5	4'26.698	42.170	42.373	5'51.241P	184,9	8:45'14.364	6	1'33.950	42.872	41.198	2'58.020P	197,1	8:45'38.684
6	38.110	40.995	41.709	2'00.814	221,3	8:47'15.178	7	39.190	40.397	40.449	2'00.036	206,5	8:47'38.720
7	38.017	39.857	41.136	1'59.010	232,3	8:49'14.188	8	37.605	40.452	40.516	1'58.573	226,9	8:49'37.293
8	37.761	39.819	40.359	1'57.939	246,0	8:51'12.127	9	37.360	40.016	40.187	1'57.563	220,0	8:51'34.856
9	37.559	39.946	41.225	1'58.730	246,0	8:53'10.857	10	38.171	<b>39.658</b>	<b>39.925</b>	1'57.754	246,0	8:53'32.610
10	37.088	39.497	41.229	1'57.814	245,5	8:55'08.671	11	<b>36.950</b>	39.878	40.391	1'57.219	246,6	8:55'29.829
11	36.984	39.422	40.634	1'57.040	<b>251,7</b>	8:57'05.711	12	36.988	39.686	40.033	<b>1'56.707</b>	<b>247,1</b>	8:57'26.536
12	<b>36.860</b>	<b>38.787</b>	39.882	<b>1'55.529</b>	246,6	8:59'01.240	13	37.457	40.131	40.377	1'57.965	235,3	8:59'24.501
13	36.994	39.169	<b>39.498</b>	1'55.661	243,8	9:00'56.901							

26° 79 F. TURCHETTO (1'55.652)							30° 10 L. IANNAcone (1'56.797)						
Giro	Seg.1	Seg.2	Seg.3	T. Giro	km/h	Local Time	Giro	Seg.1	Seg.2	Seg.3	T. Giro	km/h	Local Time
1		53.779	53.155		109,8	8:34'04.553	2	50.146	47.840	46.152	2'24.138	168,8	8:35'38.913
2	41.796	44.604	44.410	2'10.810	197,4	8:36'15.363	3	40.132	43.524	45.777	2'09.433	220,0	8:37'48.346
3	39.166	41.657	42.100	2'02.923	224,5	8:38'18.286	4	44.733	1'14.509	1'29.040	3'28.282CP	238,4	8:41'16.628
4	1'16.873	1'05.058	1'23.598	3'45.529CP	79,7	8:42'03.815	5	3'29.195	45.890	43.309	4'58.394P	121,9	8:46'15.022
5	2'45.461	43.230	42.686	4'11.377P	137,6	8:46'15.192	6	41.147	42.583	41.720	2'05.450	193,9	8:48'20.472
6	37.940	40.579	40.566	1'59.085	240,5	8:48'14.277	7	41.916	41.528	40.900	2'04.344	205,3	8:50'24.816
7	37.782	40.020	40.059	1'57.861	241,6	8:50'12.138	8	38.146	40.331	40.494	1'58.971	242,2	8:52'23.787
8	38.146	39.797	40.102	1'58.045	222,2	8:52'10.183	9	37.609	41.025	39.833	1'58.467	243,8	8:54'22.254
9	37.405	39.455	39.437	1'56.297	<b>243,8</b>	8:54'06.480	10	<b>37.375</b>	<b>39.780</b>	39.642	<b>1'56.797</b>	<b>244,9</b>	8:56'19.051
10	<b>37.264</b>	<b>39.037</b>	39.351	<b>1'55.652</b>	242,2	8:56'02.132	11	37.511	39.968	39.709	1'57.188	244,3	8:58'16.239
11	37.269	39.651	<b>39.179</b>	1'56.099	243,2	8:57'58.231	12	37.693	40.282	<b>39.510</b>	1'57.485	241,6	9:00'13.724
12	37.728	39.529	39.520	1'56.777	242,2	8:59'55.008							

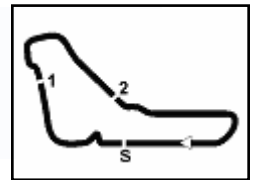
27° 75 M. SHIBI (1'56.155)							31° 122 N. GROER (1'58.318)							
Giro	Seg.1	Seg.2	Seg.3	T. Giro	km/h	Local Time	Giro	Seg.1	Seg.2	Seg.3	T. Giro	km/h	Local Time	
1		51.300	48.086		130,3	8:32'51.249	2	42.852	53.548	47.253	43.709	2'13.814	201,5	8:35'19.296
2	41.030	43.176	43.428	2'07.634	197,1	8:34'58.883	3	39.516	42.399	45.167	2'07.082	242,7	8:37'26.378	
3	40.429	44.127	41.699	2'06.255	221,8	8:37'05.138	4	39.352	1'04.886	1'27.411	3'11.649CP	236,3	8:40'38.027	
4	39.240	48.962	54.244	2'22.446CP	225,5	8:39'27.584	5	3'41.675	42.091	42.162	5'05.928P	181,8	8:45'43.955	
5	5'56.978	53.883	45.763	7'36.624P	123,6	8:47'04.208	6	38.207	40.574	41.155	1'59.936	243,2	8:47'43.891	
6	38.882	40.909	42.098	2'01.889	229,8	8:49'06.097	7	37.814	40.186	41.038	1'59.038	243,2	8:49'42.929	
7	38.448	40.276	41.187	1'59.911	233,8	8:51'06.008	8	37.697	40.489	41.014	1'59.200	244,9	8:51'42.129	
8	37.861	40.910	40.520	1'59.291	<b>235,3</b>	8:53'05.299	9	37.932	39.927	40.941	1'58.800	244,3	8:53'40.929	
9	37.741	39.757	40.089	1'57.587	219,1	8:55'02.886	10	37.484	41.018	40.947	1'59.449	244,3	8:55'40.378	
10	37.662	39.083	40.126	1'56.871	<b>235,3</b>	8:56'59.757	11	<b>37.251</b>	40.879	<b>40.874</b>	1'59.004	<b>247,1</b>	8:57'39.382	
11	<b>37.355</b>	<b>38.924</b>	<b>39.876</b>	<b>1'56.155</b>	<b>235,3</b>	8:58'55.912	12	37.546	<b>39.482</b>	41.290	<b>1'58.318</b>	243,8	8:59'37.700	
12	40.440	39.698	40.843	2'00.981	157,4	9:00'56.893								

28° 90 A. RINALDI (1'56.554)							32° 33 S. MARINARO (2'00.576)							
Giro	Seg.1	Seg.2	Seg.3	T. Giro	km/h	Local Time	Giro	Seg.1	Seg.2	Seg.3	T. Giro	km/h	Local Time	
1		1'09.374	1'06.269		76,2	8:35'02.964	2	38.592	49.121	44.202		150,6	8:33'28.727	
2	55.129	59.939	50.707	2'45.775	130,3	8:37'48.739	3	38.768	42.520	50.587	2'11.699	233,8	8:35'40.426	
3	46.984	1'17.676	1'43.587	3'48.247CP	186,2	8:41'36.986	4	46.521	45.319	43.921	2'08.008	224,1	8:37'48.434	
4	3'04.214	51.589	44.744	4'40.547P	106,2	8:46'17.533	5	3'52.864	1'14.179	1'34.656	3'35.356CP	<b>234,8</b>	8:41'23.790	
5	38.931	42.636	41.574	2'03.141	240,0	8:48'20.674	6	39.302	44.411	43.203	5'20.478P	182,7	8:46'44.268	
6	38.554	40.228	<b>40.283</b>	1'59.065	<b>252,3</b>	8:50'19.739	7	40.859	42.224	42.701	2'04.227	225,5	8:48'48.495	
7	37.119	<b>39.016</b>	40.419	<b>1'56.554</b>	251,7	8:52'16.293	8	41.198	42.207	41.663	2'04.729	230,8	8:50'53.224	
8	<b>36.869</b>	1'01.852	1'20.270	2'58.991P	249,4	8:55'15.284	9	38.894	<b>40.871</b>	41.965	2'04.034	220,9	8:52'57.258	
9	1'59.986	44.220	42.966	3'27.172P	125,3	8:58'42.456	10	38.770	41.403	41.684	2'01.981	220,9	8:54'59.239	
10	38.061	40.986	41.210	2'00.257	249,4	9:00'42.713	11	<b>38.026</b>	41.367	41.015	42.076	2'01.861	229,3	8:57'01.100
											<b>2'00.576</b>	211,8	8:59'01.676	

23/04/2022

P = Box In/Out - C = Tempo Invalidato





Monza 5.793 m

**5 / 5**

12	38.778	41.268	<b>41.051</b>	2'01.097	200,7	9:01'02.773	2	43.493	47.589	<b>43.216</b>	<b>2'14.298</b>	225,5	8:35'02.511
							3	<b>38.058</b>	51.673	54.774	2'24.505P	233,8	8:37'27.016
							4	7'07.625	51.407	44.787	8'43.819P	159,3	8:46'10.835
							5	40.314	47.773	49.315	2'17.402	204,5	8:48'28.237
							6	45.167	<b>46.180</b>	6'21.112	7'52.459P	<b>236,3</b>	8:56'20.696

33° 89 S. PADOVANI (2'01.456)						
Giro	Seg.1	Seg.2	Seg.3	T. Giro	km/h	Local Time
1		52.380	53.655		90,6	8:34'05.553
2	41.733	44.949	44.844	2'11.526	185,6	8:36'17.079
3	39.351	47.476	45.832	2'12.659	227,8	8:38'29.738
4	1'17.677	1'15.927	1'30.568	4'04.172CP	89,4	8:42'33.910
5	2'44.293	44.686	44.288	4'13.267P	167,7	8:46'47.177
6	38.923	41.802	42.435	2'03.160	228,8	8:48'50.337
7	42.338	41.938	42.414	2'06.690	221,8	8:50'57.027
8	38.655	41.091	<b>41.710</b>	<b>2'01.456</b>	225,5	8:52'58.483
9	<b>38.216</b>	42.103	43.183	2'03.502	234,3	8:55'01.985
10	39.883	42.166	44.322	2'06.371	<b>236,8</b>	8:57'08.356
11	39.544	<b>40.779</b>	42.022	2'02.345	211,8	8:59'10.701

39° 34 S. CONTI (2'15.542)						
Giro	Seg.1	Seg.2	Seg.3	T. Giro	km/h	Local Time
1		1'11.531	1'04.232		73,3	8:35'04.237
2	54.675	59.831	53.553	2'48.059	125,9	8:37'52.296
3	47.624	1'16.226	1'30.591	3'34.441CP	211,8	8:41'26.737
4	3'23.014	50.753	50.558	5'04.325P	121,2	8:46'31.062
5	43.205	47.725	51.468	2'22.398	202,6	8:48'53.460
6	43.600	47.656	51.013	2'22.269	197,1	8:51'15.729
7	44.192	46.975	48.805	2'19.972	197,8	8:53'35.701
8	<b>41.425</b>	<b>46.313</b>	47.804	<b>2'15.542</b>	<b>222,2</b>	8:55'51.243
9	41.514	47.042	49.963	2'18.519	219,5	8:58'09.762
10	42.669	49.429	<b>47.095</b>	2'19.193	201,5	9:00'28.955

34° 7 J. NODA (2'01.599)						
Giro	Seg.1	Seg.2	Seg.3	T. Giro	km/h	Local Time
1		46.622	45.265		111,8	8:32'26.895
2	40.412	46.248	42.134	2'08.794	175,3	8:34'35.689
3	37.201	<b>42.427</b>	<b>41.971</b>	<b>2'01.599</b>	248,3	8:36'37.288

35° 125 R. SISKA (2'02.509)						
Giro	Seg.1	Seg.2	Seg.3	T. Giro	km/h	Local Time
1		50.703	49.346		108,3	8:33'45.054
2	44.709	45.211	43.823	2'13.743	149,6	8:35'58.797
3	38.881	43.434	43.215	2'05.530	234,8	8:38'04.327
4	43.545	1'13.636	1'32.289	3'29.470CP	237,4	8:41'33.797
5	3'54.184	45.770	43.785	5'23.739P	160,5	8:46'57.536
6	39.184	42.498	42.564	2'04.246	233,3	8:49'01.782
7	38.892	42.126	<b>41.491</b>	<b>2'02.509</b>	238,4	8:51'04.291
8	<b>38.870</b>	<b>41.598</b>	54.907	2'15.375P	<b>239,5</b>	8:53'19.666

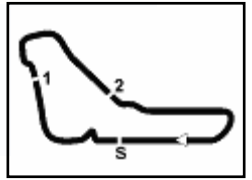
36° 3 S. DE VIRGILIS (2'04.726)						
Giro	Seg.1	Seg.2	Seg.3	T. Giro	km/h	Local Time
1		1'07.711	56.215		87,0	8:34'53.771
2	47.010	50.646	48.848	2'26.504	162,2	8:37'20.275
3	47.194	1'08.376	1'37.037	3'32.607CP	190,5	8:40'52.882
4	4'08.635	46.664	46.944	5'42.243P	164,9	8:46'35.125
5	40.491	45.720	46.477	2'12.688	216,9	8:48'47.813
6	46.183	45.112	47.181	2'18.476	189,8	8:51'06.289
7	45.949	50.246	46.292	2'22.487	164,1	8:53'28.776
8	40.289	43.852	43.699	2'07.840	217,3	8:55'36.616
9	39.793	42.521	43.474	2'05.788	223,6	8:57'42.404
10	<b>39.350</b>	<b>42.472</b>	<b>42.904</b>	<b>2'04.726</b>	<b>225,0</b>	8:59'47.130

37° 96 A. MONTRUCCOLI (2'04.920)						
Giro	Seg.1	Seg.2	Seg.3	T. Giro	km/h	Local Time
1		50.695	52.619		143,4	8:33'14.982
2	41.256	43.528	43.796	2'08.580	199,6	8:35'23.562
3	39.834	43.911	<b>41.175</b>	<b>2'04.920</b>	212,2	8:37'28.482
4	38.165	1'05.692	1'30.755	3'14.612CP	225,0	8:40'43.094
5	3'49.544	<b>42.028</b>	42.205	5'13.777P	174,8	8:45'56.871
6	<b>38.103</b>	42.918	53.208	2'14.229P	234,3	8:48'11.100
7	2'40.668	46.339	55.383	4'22.390P	194,9	8:52'33.490
8	3'23.141	42.645	43.056	4'48.842P	191,8	8:57'22.332

38° 83 D. RADRIZZANI (2'14.298)						
Giro	Seg.1	Seg.2	Seg.3	T. Giro	km/h	Local Time
1		52.261	50.295		145,0	8:32'48.213

23/04/2022 P = Box In/Out - C = Tempo Invalidato

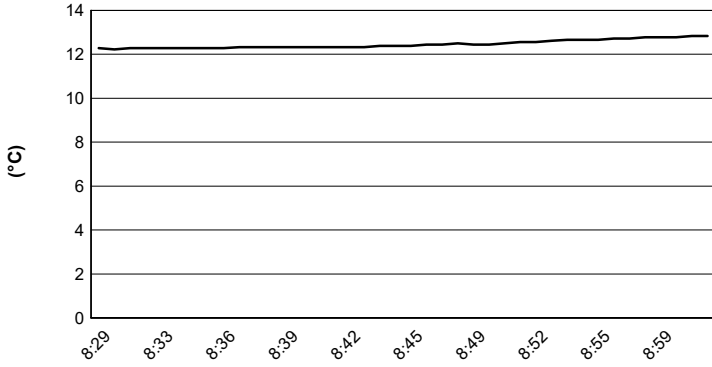




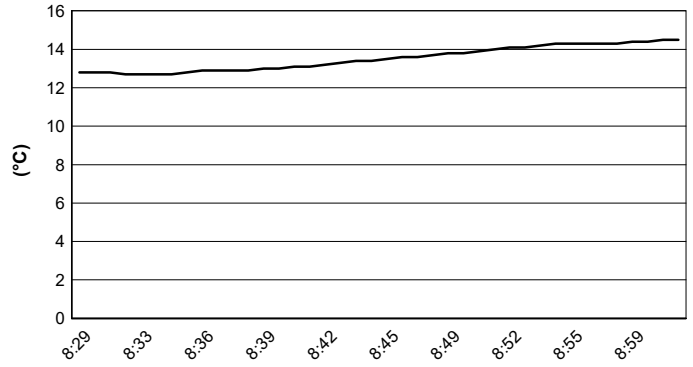
Monza 5.793 m

**ACI Racing Weekend Monza 23-24 Aprile 2022**  
**Top Jet F2000 Formula Trophy - Meteo Qualifiche**  
 Session started 08:29 - Session ended 9:01

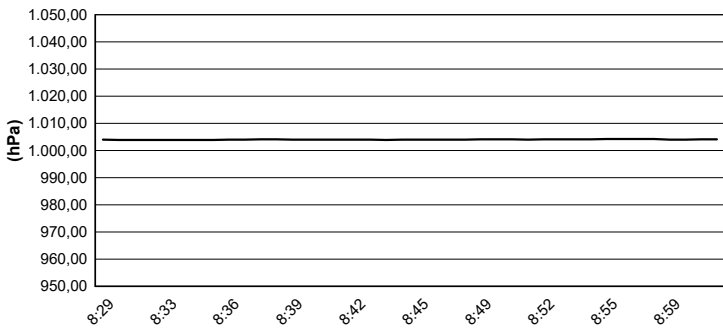
**Air Temperature**



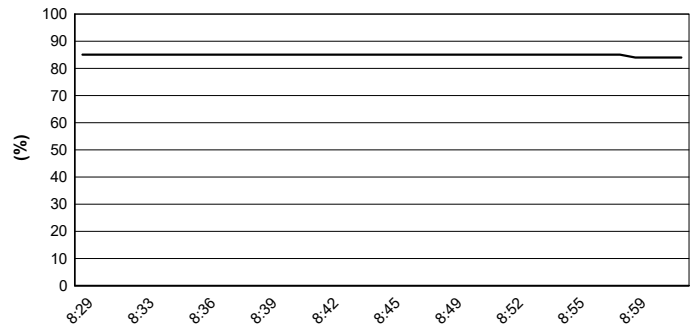
**Track Temperature**



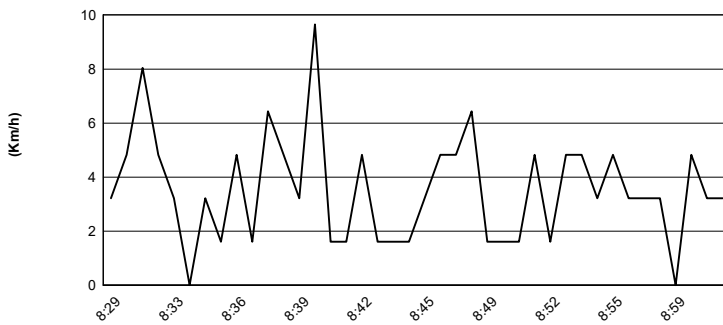
**Air Pressure**



**Humidity**



**Wind Speed**



**Wind Direction**

