
ACI Racing Weekend Vallelunga, 17-18 Settembre 2022
Top Jet F2000 Formula Trophy - Classifica Prove Libere 1

Vallelunga Auto 4.085 m

1 / 2

Num.	Conduttore	Naz	Concorrente	Team	Auto	Classe	Tempo	Dist.	Rel.	Giri
1	73 ATZORI Francesco	ITA	Atzori Francesco	Derva Corse	Tatuus FR 2.0	TJFC-OPEL	1'44.323			8
2	21 PAPALETTO Renato	ITA	Papaleo Renato	One Management	Dallara F315	TJF20-SF	1'45.833	1.510	1.510	12
3	63 BERTA Benjamin	HUN	Team Hoffmann Racing	Team Hoffmann Racing	Dallara F314	TJF20-SF	1'47.415	3.092	1.582	11
4	212 BRAJNIK Paolo	SRB	NV Racing	NV Racing	Dallara F320	TJF20-SF	1'47.555	3.232	0.140	5
5	6 MILANI Enrico	ITA	Milani Enrico	Facondini Racing	Dallara F308	TJF20-F3P	1'49.415	5.092	1.860	11
6	10 NODA Juju	JAP	Vadum Thomas	Vadum Racing	F.Regional	TJF20-SF	1'50.194	5.871	0.779	11
7	88 SOLFAROLI Francesco	ITA	Solfaroli Francesco	Facondini Racing	Dallara F308	TJF20-F3P	1'50.568	6.245	0.374	7
8	30 MASCI Andrea	ITA	Masci Andrea	Ruote Scoperte	Tatuus FR 2.0	TJFC-LIGH	1'53.222	8.899	2.654	7
9	27 BELLEZZA Patrick	ITA	Bellezza Patrick	Bellspeed	Dallara F300	TJF20-F3P	1'53.493	9.170	0.271	12
10	31 D'AMICIS Edoardo	ITA	D'Amicis Edoardo	Viola Formula Racing	Tatuus FR 2.0	TJFC-OPEL	1'54.485	10.162	0.992	4
11	29 PALUMMIERI Stefano	ITA	Palummieri Stefano	PLMRacing	Tatuus FR 2.0	TJFC-OPEL	1'57.703	13.380	3.218	12
12	33 MARINARO Salvatore	ITA	Marinaro Salvatore	Sud Motorsport	Dallara F310	TJF20-F3A	1'59.408	15.085	1.705	4
13	75 SHIBI Mei	ITA	Shibi Oren	Racing in Italy	Dallara F308	TJF20-F3P	1'59.551	15.228	0.143	10
14	90 RINALDI Marco	ITA	Rinaldi Marco	Sud Motorsport	Dallara F302	TJF20-F3P	2'01.140	16.817	1.589	7
15	18 NERI Jean Luc	FRA	Neri Jean Luc	Sud Motorsport	Dallara F311	TJF20-F3A	2'01.429	17.106	0.289	8
16	79 TURCHETTO Fabio	ITA	Turchetto Fabio	Ruote Scoperte	Tatuus FR 2.0	TJFC-LIGH	2'01.769	17.446	0.340	11
17	95 CARAMUSCIA Christian	ITA	Caramuscia Christian	Derva Corse	Tatuus FR 2.0	TJFC-OPEL	2'02.228	17.905	0.459	10
18	28 BERTO Giorgio	ITA	Berto	BMG Racing	Dallara F308	TJF20-F3P	2'03.244	18.921	1.016	7
19	46 PEREGO Riccardo	ITA	Perego Riccardo	Team Perego	Dallara F317	TJF20-SF	2'06.745	22.422	3.501	4
20	7 STOLA Armando	ITA	Stola Armando	Sud Motorsport	Dallara F308	TJF20-F3A	2'09.584	25.261	2.839	6
21	39 BONANOMI Edoardo	ITA	Automobile Tricolore	Automobile Tricolore	F3 Mygale	TJF20-F3P	2'12.268	27.945	2.684	3
22	42 PEDETTI Davide	ITA	Pedetti Davide	Nannini Racing	Dallara F316	TJF20-F3P				2
23	20 LARSEN Stig	DNK	Larsen Stig	Automobile Tricolore	Dallara F312	TJF20-F3P				3
24	51 PELLEGRINI Bernardo	ITA	Pellegrini Bernardo	HT Powertrain	Dallara F317	TJF20-SF				1
25	3 DE VIRGILIS Giancarlo	ITA	De Virgilis Giancarlo	Alpha Team Racing	Tatuus FR 2.0	TJFC-LIGH				0

Umidità	86%	ARIA	23°C
Condizioni	WET	Pista	22°C

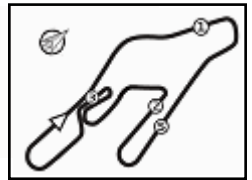
Direttore di Gara : Gianfranco Bonifacio

Direttore di Prova : Gianluca Marotta

	Inizio	Fine
16/09/2022	08:30	08:59

Esposta alle:




ACI Racing Weekend Vallelunga, 17-18 Settembre 2022
Top Jet F2000 Formula Trophy - Classifica Prove Libere 1

Vallelunga Auto 4.085 m

2 / 2

Penalty and Infringement
Fastest Laps Sequence

Num.	Concorrente	Naz	Team	Auto	Local Time	Tempo	Dist.	Media
10	J. NODA	JAP	Vadum Racing	F.Regional	08:34'45.133	2'06.345		116,396
27	P. BELLEZZA	ITA	Bellspeed	Dallara F300	08:34'47.403	2'05.493	-0.852	117,186
73	F. ATZORI	ITA	Derva Corse	Tatuus FR 2.0	08:34'53.889	2'04.660	-0.833	117,969
10	J. NODA	JAP	Vadum Racing	F.Regional	08:36'45.110	1'59.977	-4.683	122,573
73	F. ATZORI	ITA	Derva Corse	Tatuus FR 2.0	08:36'51.077	1'57.188	-2.789	125,491
21	R. PAPALETTO	ITA	One Management	Dallara F315	08:37'43.046	1'55.695	-1.493	127,110
73	F. ATZORI	ITA	Derva Corse	Tatuus FR 2.0	08:38'46.567	1'55.490	-0.205	127,336
21	R. PAPALETTO	ITA	One Management	Dallara F315	08:39'34.904	1'51.858	-3.632	131,470
63	B. BERTA	HUN	Team Hoffmann Racing	Dallara F314	08:43'22.102	1'49.846	-2.012	133,878
63	B. BERTA	HUN	Team Hoffmann Racing	Dallara F314	08:45'10.835	1'48.733	-1.113	135,249
73	F. ATZORI	ITA	Derva Corse	Tatuus FR 2.0	08:53'53.763	1'48.717	-0.016	135,269
212	P. BRAJNIK	SRB	NV Racing	Dallara F320	08:55'11.556	1'47.555	-1.162	136,730
73	F. ATZORI	ITA	Derva Corse	Tatuus FR 2.0	08:55'38.086	1'44.323	-3.232	140,966

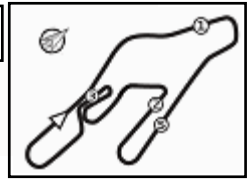
Direttore di Gara : Gianfranco Bonifacio

Direttore di Prova : Gianluca Marotta

16/09/2022 Inizio 08:30 Fine 08:59

Esposta alle:





Vallelunga Auto 4.085 m

ACI Racing Weekend Vallelunga, 17-18 Settembre 2022

Top Jet F2000 Formula Trophy - Best Sectors & Speed Prove Libere 1

MIGLIOR GIRO

1	73 ATZORI Francesco	Tatuus FR 2.0	1'44.323
2	21 PAPALETTO Renato	Dallara F315	1'45.833
3	63 BERTA Benjamin	Dallara F314	1'47.415
4	212 BRAJNIK Paolo	Dallara F320	1'47.555
5	6 MILANI Enrico	Dallara F308	1'49.415
6	10 NODA Juju	F.Regional	1'50.194
7	88 SOLFAROLI Francesco	Dallara F308	1'50.568
8	30 MASCI Andrea	Tatuus FR 2.0	1'53.222
9	27 BELLEZZA Patrick	Dallara F300	1'53.493
10	31 D'AMICIS Edoardo	Tatuus FR 2.0	1'54.485
11	29 PALUMMIERI Stefano	Tatuus FR 2.0	1'57.703
12	33 MARINARO Salvatore	Dallara F310	1'59.408
13	75 SHIBI Mei	Dallara F308	1'59.551
14	90 RINALDI Marco	Dallara F302	2'01.140
15	18 NERI Jean Luc	Dallara F311	2'01.429
16	79 TURCHETTO Fabio	Tatuus FR 2.0	2'01.769
17	95 CARAMUSCIA Christian	Tatuus FR 2.0	2'02.228
18	28 BERTO Giorgio	Dallara F308	2'03.244
19	46 PEREGO Riccardo	Dallara F317	2'06.745
20	7 STOLA Armando	Dallara F308	2'09.584
21	39 BONANOMI Edoardo	F3 Mvcaale	2'12.268
22	3 DE VIRGILIS Giancarlo	Tatuus FR 2.0	
23	20 LARSEN Stig	Dallara F312	
24	42 PEDETTI Davide	Dallara F316	
25	51 PELLEGRINI Bernardo	Dallara F317	

SEG. 1

1	212 BRAJNIK Paolo	13.500
2	21 PAPALETTO Renato	13.979
3	63 BERTA Benjamin	14.012
4	73 ATZORI Francesco	14.279
5	10 NODA Juju	14.465
6	6 MILANI Enrico	14.478
7	88 SOLFAROLI Francesco	14.778
8	31 D'AMICIS Edoardo	14.925
9	33 MARINARO Salvatore	15.254
10	75 SHIBI Mei	15.471
11	30 MASCI Andrea	15.584
12	95 CARAMUSCIA Christian	15.968
13	29 PALUMMIERI Stefano	15.984
14	27 BELLEZZA Patrick	16.066
15	79 TURCHETTO Fabio	16.165
16	46 PEREGO Riccardo	16.317
17	18 NERI Jean Luc	16.385
18	28 BERTO Giorgio	16.710
19	42 PEDETTI Davide	16.744
20	90 RINALDI Marco	17.413
21	7 STOLA Armando	18.065
22	39 BONANOMI Edoardo	18.737
23	20 LARSEN Stig	23.700

SEG. 2

1	73 ATZORI Francesco	35.968
2	63 BERTA Benjamin	36.033
3	21 PAPALETTO Renato	36.774
4	212 BRAJNIK Paolo	36.919
5	10 NODA Juju	37.472
6	88 SOLFAROLI Francesco	37.854
7	6 MILANI Enrico	38.041
8	31 D'AMICIS Edoardo	38.819
9	30 MASCI Andrea	38.890
10	27 BELLEZZA Patrick	39.279
11	46 PEREGO Riccardo	40.357
12	75 SHIBI Mei	40.780
13	95 CARAMUSCIA Christian	41.022
14	90 RINALDI Marco	41.039
15	29 PALUMMIERI Stefano	41.168
16	33 MARINARO Salvatore	41.516
17	28 BERTO Giorgio	42.385
18	18 NERI Jean Luc	42.423
19	79 TURCHETTO Fabio	42.504
20	42 PEDETTI Davide	42.902
21	7 STOLA Armando	44.389
22	51 PELLEGRINI Bernardo	46.118
23	39 BONANOMI Edoardo	46.134
24	20 LARSEN Stig	51.546

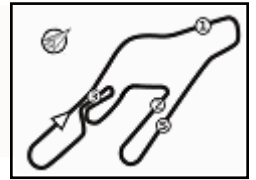
SEG. 3

1	73 ATZORI Francesco	30.853
2	63 BERTA Benjamin	31.774
3	21 PAPALETTO Renato	32.148
4	212 BRAJNIK Paolo	33.023
5	6 MILANI Enrico	33.074
6	88 SOLFAROLI Francesco	33.568
7	30 MASCI Andrea	33.581
8	27 BELLEZZA Patrick	33.684
9	10 NODA Juju	33.751
10	31 D'AMICIS Edoardo	34.581
11	29 PALUMMIERI Stefano	35.205
12	95 CARAMUSCIA Christian	35.780
13	18 NERI Jean Luc	35.956
14	33 MARINARO Salvatore	36.126
15	90 RINALDI Marco	36.436
16	75 SHIBI Mei	36.484
17	79 TURCHETTO Fabio	36.668
18	28 BERTO Giorgio	37.548
19	51 PELLEGRINI Bernardo	37.716
20	46 PEREGO Riccardo	37.845
21	39 BONANOMI Edoardo	38.931
22	7 STOLA Armando	39.093
23	42 PEDETTI Davide	39.423
24	20 LARSEN Stig	40.297

SEG. 4

1	63 BERTA Benjamin	22.511
2	21 PAPALETTO Renato	22.900
3	212 BRAJNIK Paolo	23.138
4	73 ATZORI Francesco	23.223
5	6 MILANI Enrico	23.646
6	27 BELLEZZA Patrick	24.354
7	88 SOLFAROLI Francesco	24.368
8	10 NODA Juju	24.506
9	31 D'AMICIS Edoardo	24.627
10	30 MASCI Andrea	24.715
11	29 PALUMMIERI Stefano	25.121
12	18 NERI Jean Luc	25.331
13	28 BERTO Giorgio	25.410
14	75 SHIBI Mei	25.838
15	33 MARINARO Salvatore	26.186
16	90 RINALDI Marco	26.252
17	79 TURCHETTO Fabio	26.432
18	46 PEREGO Riccardo	26.515
19	95 CARAMUSCIA Christian	26.550
20	7 STOLA Armando	27.387
21	42 PEDETTI Davide	27.744
22	39 BONANOMI Edoardo	28.466
23	20 LARSEN Stig	30.482





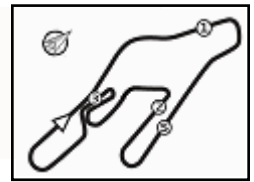
Vallelunga Auto 4.085 m

ACI Racing Weekend Vallelunga, 17-18 Settembre 2022

Top Jet F2000 Formula Trophy - Ideal Time Prove Libere 1

Num. Conducente	Auto	Seg. 1	Seg. 2	Seg. 3	Seg. 4	Ideal Time			
		Diff. 1	Diff. 2	Diff. 3	Diff. 4	Miglior Giro	Pos.	Diff.	
1	73 ATZORI F. (ITA)	Tatuus FR 2.0	14.279	35.968	30.853	23.223	1'44.323 1'44.323	1	
2	63 BERTA B. (HUN)	Dallara F314	14.012 +0.164	36.033 +2.921	31.774	22.511	1'44.330 1'47.415	3	3.085
3	21 PAPALEO R. (ITA)	Dallara F315	13.979 +0.032	36.774	32.148	22.900	1'45.801 1'45.833	2	0.032
4	212 BRAJNIK P. (SRB)	Dallara F320	13.500	36.919	33.023	23.138 +0.975	1'46.580 1'47.555	4	0.975
5	6 MILANI E. (ITA)	Dallara F308	14.478	38.041	33.074 +0.176	23.646	1'49.239 1'49.415	5	0.176
6	10 NODA J. (JAP)	F.Regional	14.465	37.472	33.751	24.506	1'50.194 1'50.194	6	
7	88 SOLFAROLI F. (ITA)	Dallara F308	14.778	37.854	33.568	24.368	1'50.568 1'50.568	7	
8	30 MASCI A. (ITA)	Tatuus FR 2.0	15.584 +0.452	38.890	33.581	24.715	1'52.770 1'53.222	8	0.452
9	31 D'AMICIS E. (ITA)	Tatuus FR 2.0	14.925 +1.533	38.819	34.581	24.627	1'52.952 1'54.485	10	1.533
10	27 BELLEZZA P. (ITA)	Dallara F300	16.066 +0.110	39.279	33.684	24.354	1'53.383 1'53.493	9	0.110
11	29 PALUMMIERI S. (ITA)	Tatuus FR 2.0	15.984	41.168 +0.127	35.205 +0.098	25.121	1'57.478 1'57.703	11	0.225
12	75 SHIBI M. (ITA)	Dallara F308	15.471 +0.276	40.780 +0.702	36.484	25.838	1'58.573 1'59.551	13	0.978
13	33 MARINARO S. (ITA)	Dallara F310	15.254 +0.326	41.516	36.126	26.186	1'59.082 1'59.408	12	0.326
14	95 CARAMUSCIA C. (ITA)	Tatuus FR 2.0	15.968 +0.306	41.022 +0.561	35.780 +0.855	26.550 +1.186	1'59.320 2'02.228	17	2.908
15	18 NERI J. (FRA)	Dallara F311	16.385 +0.173	42.423	35.956 +0.319	25.331 +0.842	2'00.095 2'01.429	15	1.334
16	46 PEREGO R. (ITA)	Dallara F317	16.317 +2.041	40.357 +3.670	37.845	26.515	2'01.034 2'06.745	19	5.711
17	90 RINALDI M. (ITA)	Dallara F302	17.413	41.039	36.436	26.252	2'01.140 2'01.140	14	
18	79 TURCHETTO F. (ITA)	Tatuus FR 2.0	16.165	42.504	36.668	26.432	2'01.769 2'01.769	16	
19	28 BERTO G. (ITA)	Dallara F308	16.710 +0.166	42.385	37.548 +1.025	25.410	2'02.053 2'03.244	18	1.191
20	7 STOLA A. (ITA)	Dallara F308	18.065 +0.453	44.389	39.093 +0.197	27.387	2'08.934 2'09.584	20	0.650
21	39 BONANOMI E. (ITA)	F3 Mygale	18.737	46.134	38.931	28.466	2'12.268 2'12.268	21	
	3 DE VIRGILIS G. (ITA)	Tatuus FR 2.0							
	20 LARSEN S. (DNK)	Dallara F312							
	42 PEDETTI D. (ITA)	Dallara F316							
	51 PELLEGRINI B. (ITA)	Dallara F317							
Ideal Time Assoluto			13.500	35.968	30.853	22.511	1'42.832		





Vallelunga Auto 4.085 m

ACI Racing Weekend Vallelunga, 17-18 Settembre 2022

Top Jet F2000 Formula Trophy - Analisi Tempi Prove Libere 1

1 / 3

6 E. MILANI (1'49.415)						
Giro	Seg.1	Seg.2	Seg.3	Seg.4	T. Giro	Local Time
1						8:30'59.878
2	36.108	47.656	39.072	27.237	2'30.073P	8:33'29.951
3	18.560	44.494	37.797	42.181	2'23.032	8:35'52.983
4	20.679	42.827	37.918	26.753	2'08.177	8:38'01.160
5	15.584	42.936	35.339	25.721	1'59.580	8:40'00.740
6	16.663	40.240	36.666	25.081	1'58.650	8:41'59.390
7	15.143	40.114	34.537	25.080	1'54.874	8:43'54.264
8	15.310	39.434	34.364	57.847	2'26.955P	8:46'21.219
9	1'40.243	39.727	35.372	24.661	3'20.003P	8:49'41.222
10	14.518	38.872	34.362	24.398	1'52.150	8:51'33.372
11	14.478	38.041	33.250	23.646	1'49.415	8:53'22.787
12	14.505	38.451	33.074	24.213	1'50.243	8:55'13.030

7 A. STOLA (2'09.584)						
Giro	Seg.1	Seg.2	Seg.3	Seg.4	T. Giro	Local Time
1						8:40'58.655
2	36.586	56.341	44.311	29.492	2'46.730P	8:43'45.385
3	19.890	45.987	39.093	28.469	2'13.433	8:45'58.824
4	21.255	45.967	40.687	28.864	2'16.773	8:48'15.597
5	19.204	46.260	44.475	27.974	2'17.913	8:50'33.510
6	18.518	44.389	39.290	27.387	2'09.584	8:52'43.094
7	18.065	1'03.815	39.647	27.972	2'29.499	8:55'12.593

10 J. NODA (1'50.194)						
Giro	Seg.1	Seg.2	Seg.3	Seg.4	T. Giro	Local Time
1		48.829	41.911	29.455		8:32'38.788
2	17.243	42.912	38.622	27.568	2'06.345	8:34'45.133
3	16.335	40.122	37.322	26.198	1'59.977	8:36'45.110
4	15.575	40.892	36.859	26.464	1'59.790	8:38'44.900
5	15.333	39.911	37.370	25.441	1'58.055	8:40'42.955
6	15.226	39.760	36.487	25.445	1'56.918	8:42'39.873
7	15.040	39.674	37.851	26.199	1'58.764	8:44'38.637
8	17.282	40.081	37.806	25.854	2'01.023	8:46'39.660
9	15.751	40.295	35.618	25.548	1'57.212	8:48'36.872
10	14.583	56.165	37.399	26.113	2'14.260	8:50'51.132
11	16.457	1'01.220	41.347	25.265	2'24.289	8:53'15.421
12	14.465	37.472	33.751	24.506	1'50.194	8:55'05.615

18 J. NERI (2'01.429)						
Giro	Seg.1	Seg.2	Seg.3	Seg.4	T. Giro	Local Time
1						8:39'01.519
2	32.822	45.295	46.200	30.379	2'34.696P	8:41'36.215
3	19.202	48.223	39.762	28.072	2'15.259	8:43'51.474
4	18.081	44.140	38.387	27.220	2'07.828	8:45'59.302
5	19.050	43.886	38.134	27.743	2'08.813	8:48'08.115
6	17.184	45.741	39.133	28.998	2'11.056	8:50'19.171
7	17.596	44.226	36.404	26.193	2'04.419	8:52'23.590
8	16.558	42.423	36.275	26.173	2'01.429	8:54'25.019
9	16.385	44.742	35.956	25.331	2'02.414	8:56'27.433

20 S. LARSEN						
Giro	Seg.1	Seg.2	Seg.3	Seg.4	T. Giro	Local Time
1						8:41'34.722
2	31.988	55.924	43.607	30.482	2'42.001P	8:44'16.723
3	23.700	51.733	42.639	8'28.874	10'26.946P	8:54'43.669
4	31.300	51.546	40.297	1'37.228	3'40.371P	8:58'24.040

21 R. PAPAleo (1'45.833)						
Giro	Seg.1	Seg.2	Seg.3	Seg.4	T. Giro	Local Time
1						8:31'23.446

2	26.241	45.290	39.048	27.562	2'18.141P	8:33'41.587
3	15.866	41.222	38.126	30.550	2'05.764	8:35'47.351
4	15.260	40.007	35.949	24.479	1'55.695	8:37'43.046
5	15.130	38.781	34.099	23.848	1'51.858	8:39'34.904
6	14.894	38.000	35.950	23.934	1'52.778	8:41'27.682
7	14.408	39.773	34.064	23.912	1'52.157	8:43'19.839
8	14.393	37.869	33.835	24.232	1'50.329	8:45'10.168
9	14.293	38.666	34.140	24.105	1'51.204	8:47'01.372
10	14.746	40.184	33.486	2'18.817	3'47.233P	8:50'48.605
11	25.898	39.616	33.945	23.530	2'02.989P	8:52'51.594
12	13.979	42.051	33.442	23.638	1'53.110	8:54'44.704
13	14.011	36.774	32.148	22.900	1'45.833	8:56'30.537

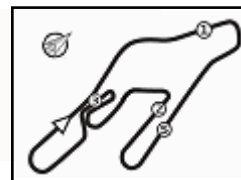
27 P. BELLEZZA (1'53.493)						
Giro	Seg.1	Seg.2	Seg.3	Seg.4	T. Giro	Local Time
1		48.216	40.692	28.686		8:32'41.910
2	17.878	43.349	37.469	26.797	2'05.493	8:34'47.403
3	16.770	40.600	36.871	26.938	2'01.179	8:36'48.582
4	16.068	40.280	35.842	26.810	1'59.000	8:38'47.582
5	16.288	39.842	35.835	25.457	1'57.422	8:40'45.004
6	28.072	44.671	36.647	26.555	2'15.945	8:43'00.949
7	16.697	40.304	34.750	25.934	1'57.685	8:44'58.634
8	16.950	41.081	35.007	25.506	1'58.544	8:46'57.178
9	16.333	39.729	34.448	25.780	1'56.290	8:48'53.468
10	16.066	39.976	37.961	26.344	2'00.347	8:50'53.815
11	16.699	43.558	35.663	25.627	2'01.547	8:52'55.362
12	16.351	42.027	35.977	24.985	1'59.340	8:54'54.702
13	16.176	39.279	33.684	24.354	1'53.493	8:56'48.195

28 G. BERTO (2'03.244)						
Giro	Seg.1	Seg.2	Seg.3	Seg.4	T. Giro	Local Time
1						8:30'44.420
2	34.363	52.818	43.916	30.387	2'41.484P	8:33'25.904
3	20.678	50.043	42.182	29.320	2'22.223	8:35'48.127
4	20.993	46.098	38.684	10'05.661	11'51.436P	8:47'39.563
5	31.029	45.374	38.501	25.896	2'20.800P	8:50'00.363
6	16.710	1'06.456	38.203	26.459	2'27.828	8:52'28.191
7	17.015	46.227	37.548	25.839	2'06.629	8:54'34.820
8	16.876	42.385	38.573	25.410	2'03.244	8:56'38.064

29 S. PALUMMIERI (1'57.703)						
Giro	Seg.1	Seg.2	Seg.3	Seg.4	T. Giro	Local Time
1						8:30'15.556
2	56.828	53.449	43.842	30.780	3'04.899P	8:33'20.455
3	20.553	47.731	40.237	27.642	2'16.163	8:35'36.618
4	17.773	45.933	42.472	28.537	2'14.715	8:37'51.333
5	18.026	44.413	38.482	27.725	2'08.646	8:39'59.979
6	17.121	45.931	39.237	30.516	2'12.805	8:42'12.784
7	16.972	43.792	38.942	28.395	2'08.101	8:44'20.885
8	18.109	43.117	37.073	26.299	2'04.598	8:46'25.483
9	16.146	43.024	36.444	26.408	2'02.022	8:48'27.505
10	16.014	41.217	36.466	26.111	1'59.808	8:50'27.313
11	16.067	42.654	37.365	26.165	2'02.251	8:52'29.564
12	16.165	41.168	35.205	25.498	1'58.036	8:54'27.600
13	15.984	41.295	35.303	25.121	1'57.703	8:56'25.303

30 A. MASCI (1'53.222)						
Giro	Seg.1	Seg.2	Seg.3	Seg.4	T. Giro	Local Time
1						8:40'22.446
2	1'17.703	43.462	37.961	26.402	3'05.528P	8:43'27.974
3	17.870	42.441	37.282	26.804	2'04.397	8:45'32.371
4	16.827	41.326	34.374	25.621	1'58.148	8:47'30.519





ACI Racing Weekend Vallelunga, 17-18 Settembre 2022

Top Jet F2000 Formula Trophy - Analisi Tempi Prove Libere 1

5	16.093	40.016	35.754	25.348	1'57.211	8:49'27.730
6	15.584	39.061	1'30.569	27.848	2'53.062	8:52'20.792
7	15.965	39.292	35.821	25.043	1'56.121	8:54'16.913
8	16.036	38.890	33.581	24.715	1'53.222	8:56'10.135

31 E. D'AMICIS (1'54.485)						
Giro	Seg.1	Seg.2	Seg.3	Seg.4	T. Giro	Local Time
1		48.534	41.835	28.169		8:32'39.332
2	17.694	42.883	39.215	27.016	2'06.808	8:34'46.140
3	17.250	40.053	37.451	9'20.551	10'55.305P	8:45'41.445
4	24.750	40.724	39.060	26.001	2'10.535P	8:47'51.980
5	16.458	38.819	34.581	24.627	1'54.485	8:49'46.465

33 S. MARINARO (1'59.408)						
Giro	Seg.1	Seg.2	Seg.3	Seg.4	T. Giro	Local Time
1						8:46'10.258
2	29.547	45.086	37.291	26.845	2'18.769P	8:48'29.027
3	15.612	59.398	37.726	26.443	2'19.179	8:50'48.206
4	15.580	41.516	36.126	26.186	1'59.408	8:52'47.614
5	15.254	46.991	49.153	26.853	2'18.251	8:55'05.865

39 E. BONANOMI (2'12.268)						
Giro	Seg.1	Seg.2	Seg.3	Seg.4	T. Giro	Local Time
1						8:34'30.360
2	35.191	50.824	41.445	28.553	2'36.013P	8:37'06.373
3	18.737	46.134	38.931	28.466	2'12.268	8:39'18.641
4	19.042	46.192	42.678	6'21.243	8'09.155P	8:47'27.796

42 D. PEDETTI						
Giro	Seg.1	Seg.2	Seg.3	Seg.4	T. Giro	Local Time
1		49.022	40.432	27.744		8:32'45.213
2	16.744	42.902	43.535	10'45.423	12'28.604P	8:45'13.817
3	36.931	45.626	43.251	1'31.522	3'37.330P	8:48'51.147

46 R. PEREGO (2'06.745)						
Giro	Seg.1	Seg.2	Seg.3	Seg.4	T. Giro	Local Time
1						8:44'21.046
2	31.035	1'06.511	43.330	29.665	2'50.541P	8:47'11.587
3	18.358	44.027	37.845	26.515	2'06.745	8:49'18.332
4	16.317	40.357	1'15.246	2'33.023	4'44.943P	8:54'03.275
5	31.164	44.170	44.317	28.180	2'27.831P	8:56'31.106

51 B. PELLEGRINI						
Giro	Seg.1	Seg.2	Seg.3	Seg.4	T. Giro	Local Time
1						8:43'15.296
2	30.061	46.118	37.716	11'01.119	12'55.014P	8:56'10.310

63 B. BERTA (1'47.415)						
Giro	Seg.1	Seg.2	Seg.3	Seg.4	T. Giro	Local Time
1						8:32'34.015
2	25.992	40.845	37.212	25.982	2'10.031P	8:34'44.046
3	14.665	38.301	34.851	1'21.618	2'49.435P	8:37'33.481
4	25.874	38.527	34.569	23.924	2'02.894P	8:39'36.375
5	14.562	38.166	37.215	25.938	1'55.881	8:41'32.256
6	14.556	36.977	34.720	23.593	1'49.846	8:43'22.102
7	14.081	37.081	33.571	24.000	1'48.733	8:45'10.835
8	14.356	38.787	34.580	23.617	1'51.340	8:47'02.175
9	14.283	37.650	34.144	24.184	1'50.261	8:48'52.436
10	14.012	39.179	34.423	2'09.924	3'37.538P	8:52'29.974
11	26.478	36.033	32.635	22.639	1'57.785P	8:54'27.759
12	14.176	38.954	31.774	22.511	1'47.415	8:56'15.174

73 F. ATZORI (1'44.323)						
Giro	Seg.1	Seg.2	Seg.3	Seg.4	T. Giro	Local Time
1		50.696	40.799	27.492		8:32'49.229
2	18.363	43.059	37.147	26.091	2'04.660	8:34'53.889
3	16.293	40.750	35.626	24.519	1'57.188	8:36'51.077
4	15.361	39.602	35.301	25.226	1'55.490	8:38'46.567
5	15.545	39.632	34.482	24.156	1'53.815	8:40'40.382
6	15.389	39.257	34.709	7'48.725	9'18.080P	8:49'58.462
7	27.088	41.424	33.965	24.107	2'06.584P	8:52'05.046
8	15.367	37.631	31.872	23.847	1'48.717	8:53'53.763
9	14.279	35.968	30.853	23.223	1'44.323	8:55'38.086

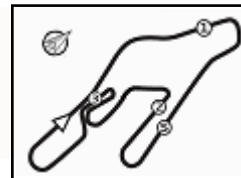
75 M. SHIBI (1'59.551)						
Giro	Seg.1	Seg.2	Seg.3	Seg.4	T. Giro	Local Time
1						8:31'05.477
2	34.194	51.179	48.354	1'54.788	4'08.515P	8:35'13.992
3	34.104	50.412	45.441	30.913	2'40.870P	8:37'54.862
4	19.615	48.678	40.580	28.866	2'17.739	8:40'12.601
5	18.000	44.337	39.254	28.383	2'09.974	8:42'22.575
6	17.247	49.281	39.989	28.899	2'15.416	8:44'37.991
7	17.922	42.705	37.246	26.886	2'04.759	8:46'42.750
8	15.796	40.780	37.265	25.977	1'59.818	8:48'42.568
9	15.715	44.638	37.493	26.457	2'04.303	8:50'46.871
10	15.747	41.482	36.484	25.838	1'59.551	8:52'46.422
11	15.471	50.272	43.942	27.666	2'17.351	8:55'03.773

79 F. TURCHETTO (2'01.769)						
Giro	Seg.1	Seg.2	Seg.3	Seg.4	T. Giro	Local Time
1						8:30'10.072
2	1'01.252	59.380	43.663	31.275	3'15.570P	8:33'25.642
3	20.569	49.172	40.841	31.595	2'22.177	8:35'47.819
4	19.014	44.344	38.593	28.078	2'10.029	8:37'57.848
5	17.766	44.867	39.876	28.353	2'10.862	8:40'08.710
6	17.628	45.243	39.462	28.831	2'11.164	8:42'19.874
7	18.702	45.238	39.074	28.829	2'11.843	8:44'31.717
8	17.444	44.039	38.230	27.216	2'06.929	8:46'38.646
9	16.506	44.281	38.191	26.764	2'05.742	8:48'44.388
10	16.866	47.370	37.418	27.144	2'08.798	8:50'53.186
11	16.767	44.988	36.809	26.530	2'05.094	8:52'58.280
12	16.165	42.504	36.668	26.432	2'01.769	8:55'00.049

88 F. SOLFAROLI (1'50.568)						
Giro	Seg.1	Seg.2	Seg.3	Seg.4	T. Giro	Local Time
1						8:31'08.228
2	31.562	48.081	43.006	1'02.460	3'05.109P	8:34'13.337
3	9'38.892	43.584	38.600	27.260	11'28.336P	8:45'41.673
4	15.870	40.850	36.950	26.026	1'59.696	8:47'41.369
5	15.298	39.808	36.479	25.735	1'57.320	8:49'38.689
6	15.062	39.068	35.436	26.133	1'55.699	8:51'34.388
7	14.783	39.505	34.590	24.799	1'53.677	8:53'28.065
8	14.778	37.854	33.568	24.368	1'50.568	8:55'18.633

90 M. RINALDI (2'01.140)						
Giro	Seg.1	Seg.2	Seg.3	Seg.4	T. Giro	Local Time
1						8:39'05.955
2	45.753	1'00.204	47.672	35.066	3'08.695P	8:42'14.650
3	24.440	53.275	46.161	34.169	2'38.045	8:44'52.695
4	24.095	48.244	40.421	30.797	2'23.557	8:47'16.252
5	20.188	44.043	1'28.561	30.347	3'03.139	8:50'19.391
6	19.812	47.176	40.544	29.602	2'17.134	8:52'36.525
7	20.357	43.710	37.260	27.966	2'09.293	8:54'45.818



**1.4**

Vallelunga Auto 4.085 m

3 / 3

ACI Racing Weekend Vallelunga, 17-18 Settembre 2022

Top Jet F2000 Formula Trophy - Analisi Tempi Prove Libere 1

8 **17.413** **41.039** **36.436** **26.252** **2'01.140** 8:56'46.958

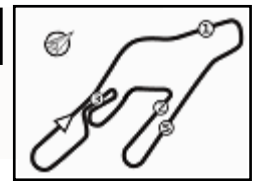
95 C. CARAMUSCIA (2'02.228)

Giro	Seg.1	Seg.2	Seg.3	Seg.4	T. Giro	Local Time
1		53.463	43.820	33.592		8:33'17.784
2	22.535	51.186	43.837	32.002	2'29.560	8:35'47.344
3	22.020	50.700	40.174	29.527	2'22.421	8:38'09.765
4	18.294	44.903	39.011	28.681	2'10.889	8:40'20.654
5	17.266	43.856	38.600	27.564	2'07.286	8:42'27.940
6	16.272	45.665	39.941	28.540	2'10.418	8:44'38.358
7	18.199	43.312	36.830	27.407	2'05.748	8:46'44.106
8	16.274	41.583	36.635	27.736	2'02.228	8:48'46.334
9	16.046	43.643	36.423	27.186	2'03.298	8:50'49.632
10	15.968	41.022	36.979	2'25.676	3'59.645P	8:54'49.277
11	27.849	44.112	35.780	26.550	2'14.291P	8:57'03.568

212 P. BRAJNIK (1'47.555)

Giro	Seg.1	Seg.2	Seg.3	Seg.4	T. Giro	Local Time
1		49.384	41.416	13'25.761		8:45'38.090
2	25.765	42.091	37.879	26.601	2'12.336P	8:47'50.426
3	14.711	38.818	35.570	24.997	1'54.096	8:49'44.522
4	13.793	37.044	35.418	24.029	1'50.284	8:51'34.806
5	14.524	37.873	33.660	23.138	1'49.195	8:53'24.001
6	13.500	36.919	33.023	24.113	1'47.555	8:55'11.556





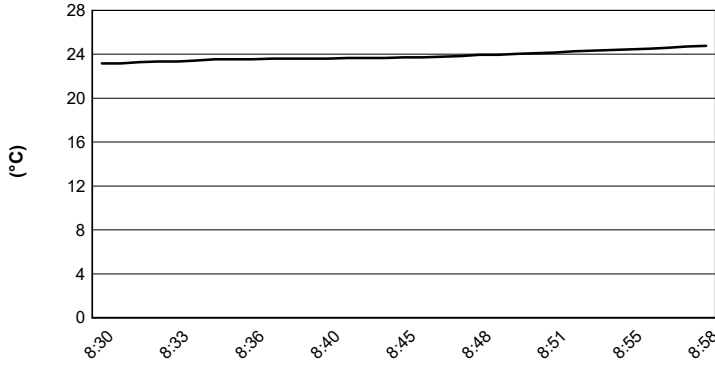
Vallelunga Auto 4.085 m

ACI Racing Weekend Vallelunga, 17-18 Settembre 2022

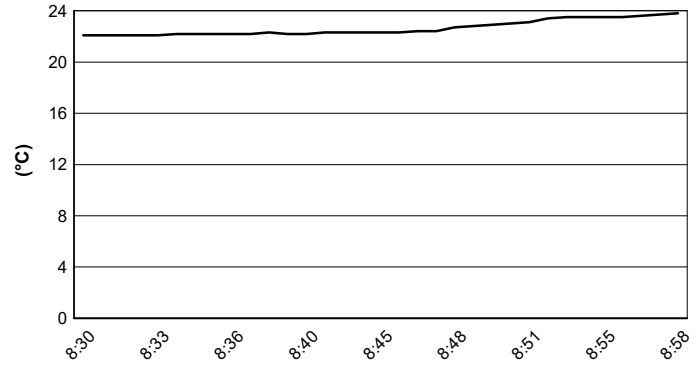
Top Jet F2000 Formula Trophy - Meteo Prove Libere 1

Session started 08:30 - Session ended 8:59

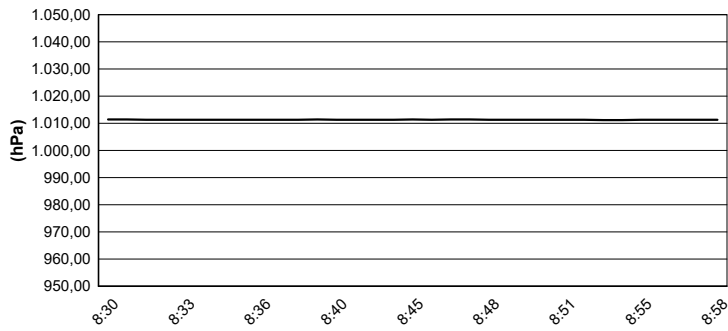
Air Temperature



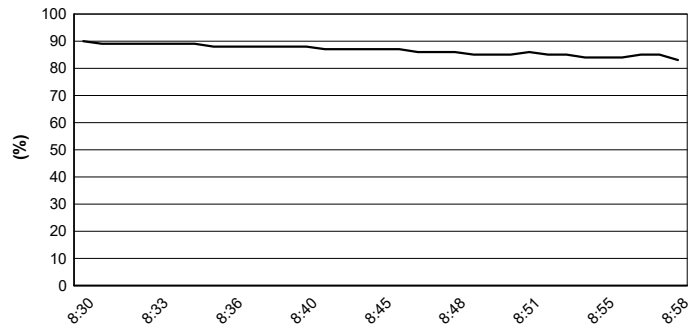
Track Temperature



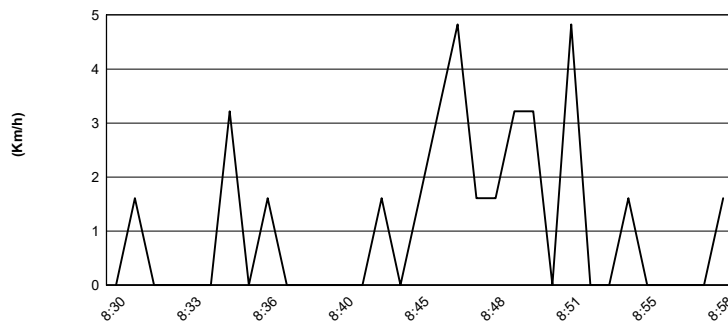
Air Pressure



Humidity



Wind Speed



Wind Direction

