

8th Hankook 12H MUGELLO 2022

24 - 27 March 2022

FX 1 & Topjet F2000 Series Final starting grid Race 1

Start Time : 09:40 - Heat Duration : 25 Minutes


Pos	Nbr	Name	time
-----	-----	------	------

2	51	Bernardo Pellegrini	1:40.828
4	63	Benjamin Berta	1:42.748
6	8	Dino Rasero	1:43.428
8	88	Francesco Solfaroli	1:46.160
10	4	Karim Sartori	1:47.241
12	31	Edoardo D'amicis	1:48.104
14	13	Sergio Antonio Terrini	1:48.553
16	83	Daniele Radrizzani	1:49.024
18	95	Stefano Noal	1:50.068
20	27	Patrick Bellezza	1:52.059
22	18	Jean Luc Neri	1:55.853
24	9	Giovanni Giordano	

Pos	Nbr	Name	time
-----	-----	------	------

----- STARTLINE ----- Pole Right -----

Row 1	1	212	Paolo Brajnck	1:40.362
Row 2	3	21	Renato Papaleo	1:42.331
Row 3	5	14	Andrea Benalli	1:43.187
Row 4	7	41	Franco Cimarelli	1:43.754
Row 5	9	12	Umberto Vaglio	1:46.639
Row 6	11	39	Edoardo Bonanomi	1:48.075
Row 7	13	30	Sebast ien Banckereau	1:48.539
Row 8	15	29	St efano Palummieri	1:48.618
Row 9	17	73	Francesco Atzori	1:49.288
Row 10	19	75	Mei Shibi	1:50.721
Row 11	21	33	Salvatore Donato Marinaro	1:52.827
Row 12	23	89	Simone Padovani	2:00.182

Results: www.gettracereults.com			Timekeeping by : RSTime by TimeService.nl			Publication-time		
Steward		Steward		Steward				
Edoardo M. Rinaldi (ACI 17596)		Manuela Canonica (ACI 335219)		Simone Leoni (ACI 205664)				
Page 1 of 1								

8th Hankook 12H MUGELLO 2022

FX 1 & Topjet F2000 Series
Final result Race 1

24 - 27 March 2022


Pos	Nbr	Name	Team name	Cls	PIC	Gap	Total time	Fastest	In	Avg. Speed
1	212	Paolo Brajnick	ASU NV RACING	2000	1	-- 14 laps --	23:54.686	1:40.198	6	184.25
2	51	Bernardo Pellegrini	HT POWERTRAIN	2000	2	15.488	24:10.174	1:41.429	3	182.28
3	8	Dino Rasero	PURESPORT	2000	3	22.828	24:17.514	1:42.390	6	181.36
4	21	Renato Papaleo	ONE MANAGEMENT	2000	4	27.594	24:22.280	1:42.695	9	180.77
5	14	Andrea Benalli	PURESPORT	2000	5	39.910	24:34.596	1:44.057	13	179.26
6	63	Benjamin Berta	TEAM HOFFMANN RACING	2000	6	50.902	24:45.588	1:44.142	5	177.94
7	41	Franco Cimarelli	FACONDINI RACING	2000	7	1:03.547	24:58.233	1:44.980	3	176.43
8	88	Francesco Solfaroli	FACONDINI RACING	2000	8	1:20.545	25:15.231	1:46.419	4	174.46
9	30	Sebastien Bancheureau	SUD MOTORSPORT	2000	9	1:21.590	25:16.276	1:46.518	10	174.34
10	73	Francesco Atzori	DERVA CORSE	2.0	1	1:45.710	25:40.396	1:47.468	6	171.61
11	12	Umberto Vaglio	ASD LIVING KC	2000	10	1:47.993	25:42.679	1:47.814	7	171.35
12	29	Stefano Palummieri	PLMRACING	2.0	2	-- 13 laps --	24:08.960	1:49.395	4	169.40
13	31	Edoardo D'amicis	VIOLA FORMULA RACING	2.0	3	0.042	24:09.002	1:48.853	3	169.40
14	95	Stefano Noal	DERVA CORSE	2.0	4	2.489	24:11.449	1:49.688	3	169.11
15	83	Daniele Radrizzani	FACONDINI RACING	2000	11	47.037	24:55.997	1:51.203	5	164.08
16	18	Jean Luc Neri	SUD MOTORSPORT	2000	12	47.608	24:56.568	1:51.118	10	164.01
Not Classified		Classification limit (70% of 14 Laps) = 10 Laps								
DNC	4	Karim Sartori	SPEED MOTOR	2.0		-- 8 laps --	14:37.477	1:47.531	5	172.14
DNC	13	Sergio Antonio Terrini	TWISTER ITALIA	2000						

Fastest time : 1:40.198 in lap 6 by nbr. 212 : Paol Brajnick ()

Publication-time

Results: www.getraceresults.com

Timekeeping by : RSTime by TimeService.nl

Steward	Steward	Steward	
Edoardo M. Rinaldi (ACI 17596)	Manuela Canonica (ACI 335219)	Simone Leoni (ACI 205664)	
Page 1 of 1			

8th Hankook 12H MUGELLO 2022

FX 1 & Topjet F2000 Series

24 - 27 March 2022

Result Race 1

F2.0

Pos	Nbr	Name	Team name	Gap	Diff	Total time	Fastest	In
1	73	Francesco Atzori	DERVA CORSE	-- 14 laps --		25:40.396	1:47.468	6
2	29	Stefano Palummieri	PLMRACING	-- 13 laps --		24:08.960	1:49.395	4
3	31	Edoardo D'amicis	VIOLA FORMULA RACING	0.042	0.042	24:09.002	1:48.853	3
4	95	Stefano Noal	DERVA CORSE	2.489	2.447	24:11.449	1:49.688	3
Not Classified		Classification limit (70% of 14 Laps) = 10 Laps						

DNC 4 Karim Sartori SPEED MOTOR -- 8 laps -- 14:37.477 1:47.531 5

F2000

Pos	Nbr	Name	Team name	Gap	Diff	Total time	Fastest	In
1	212	Paolo Brajnck	ASU NV RACING	-- 14 laps --		23:54.686	1:40.198	6
2	51	Bernardo Pellegrini	HT POWERTRAIN	15.488	15.488	24:10.174	1:41.429	3
3	8	Dino Rasero	PURESPORT	22.828	7.340	24:17.514	1:42.390	6
4	21	Renato Papaleo	ONE MANAGEMENT	27.594	4.766	24:22.280	1:42.695	9
5	14	Andrea Benalli	PURESPORT	39.910	12.316	24:34.596	1:44.057	13
6	63	Benjamin Berta	TEAM HOFFMANN RACING	50.902	10.992	24:45.588	1:44.142	5
7	41	Franco Cimarrelli	FACONDINI RACING	1:03.547	12.645	24:58.233	1:44.980	3
8	88	Francesco Solfaroli	FACONDINI RACING	1:20.545	16.998	25:15.231	1:46.419	4
9	30	Sebastien Banchereau	SUD MOTORSPORT	1:21.590	1.045	25:16.276	1:46.518	10
10	12	Umberto Vaglio	ASD LIVING KC	1:47.993	26.403	25:42.679	1:47.814	7
11	83	Daniele Radrizzani	FACONDINI RACING	-- 13 laps --		24:55.997	1:51.203	5
12	18	Jean Luc Neri	SUD MOTORSPORT	0.571	0.571	24:56.568	1:51.118	10
Not Classified		Classification limit (70% of 14 Laps) = 10 Laps						


DNC 13 Sergio Antonio Terrini TWISTER ITALIA

Fastest time : 1:40.198 in lap 6 by nbr. 212 : Paolo Brajnck ()

Publication-time

Results: www.getraceresults.com

Timekeeping by : RSTime by TimeService.nl

Race Director	Clerk of the Course	Chief Timekeeping	
Gianluca Marotta	Antonio Canu	Floortje Snoek (KNAF 36409)	
Page 1 of 1	Results remain provisional pending technical examination and decisions from the stewards of the meeting		

8th Hankook 12H MUGELLO 2022

FX 1 & Topjet F2000 Series

24 - 27 March 2022

Laptimes - Race 1

Nbr	Name / Team name	1	2	3	4	5	6	7	8	9	10	11	12	13	14	15
4	Karim Sartori	1:54.558	1:47.952	1:47.612	1:47.952	1:47.531	1:49.915	1:48.434	1:49.042							
8	Dino Rasero	1:51.070	1:44.218	1:43.614	1:43.544	1:43.483	1:42.390	1:42.786	1:42.874	1:43.336	1:43.670	1:42.793	1:42.844	1:43.337	1:43.690	
12	Umberto Vaglio	1:58.058	1:51.780	1:49.595	1:49.101	1:49.689	1:48.710	1:47.814	1:48.346	1:48.787	1:48.781	1:48.552	1:49.511	1:49.598	1:49.872	
13	Sergio Antonio Terrini															
14	Andrea Benalli	1:50.948	1:45.166	1:45.103	1:44.263	1:44.279	1:44.123	1:44.762	1:45.931	1:44.263	1:44.279	1:44.703	1:45.393	1:44.057	1:44.303	
18	Jean Luc Neri	2:04.277	1:56.154	1:56.033	1:55.765	1:53.015	1:53.329	1:54.751	1:53.905	1:54.361	1:51.118	1:51.234	1:52.033	1:52.394		
21	Renato Papaleo	1:50.371	1:44.840	1:44.074	1:44.187	1:43.544	1:44.022	1:42.698	1:43.790	1:42.695	1:43.517	1:43.574	1:43.197	1:43.668	1:45.597	
29	Stefano Palummieri	1:57.066	1:50.511	1:49.590	1:49.395	1:49.905	1:49.916	1:50.767	1:50.192	1:50.530	1:50.282	1:50.450	1:52.917	1:51.587		
30	Sebastien Banchereau	1:54.199	1:47.776	1:47.328	1:48.094	1:47.558	1:47.719	1:46.817	1:46.958	1:46.876	1:46.518	1:47.318	1:48.152	1:47.741	1:47.623	
31	Edoardo D'amicis	2:01.956	1:51.036	1:48.853	1:49.477	1:49.709	1:49.543	1:49.511	1:49.893	1:50.468	1:50.360	1:50.519	1:51.839	1:50.674		
41	Franco Cimarelli	1:53.579	1:46.531	1:44.980	1:45.004	1:45.238	1:45.508	1:45.667	1:45.413	1:46.743	1:46.773	1:46.428	1:46.689	1:47.108	1:48.063	
51	Bernardo Pellegrini	1:49.225	1:41.737	1:41.429	1:41.706	1:43.229	1:41.934	1:42.000	1:42.300	1:44.854	1:43.417	1:43.270	1:43.659	1:44.383	1:47.031	
63	Benjamin Berta	1:52.467	1:44.957	1:45.043	1:44.730	1:44.142	1:44.777	1:44.875	1:46.339	1:46.115	1:45.815	1:45.992	1:46.905	1:46.757	1:46.674	
73	Francesco Atzori	1:54.924	1:48.873	1:47.976	1:47.733	1:47.738	1:47.468	1:48.369	1:48.998	1:49.422	1:50.036	1:51.562	1:50.759	1:49.721	1:50.593	
83	Daniele Radrizzani	2:15.703	1:51.235	1:51.544	1:53.872	1:51.203	1:51.974	1:52.046	1:54.746	1:53.818	1:55.225	1:52.858	1:52.447	1:51.784		
88	Francesco Solfaroli	1:53.428	1:47.779	1:47.072	1:46.419	1:46.851	1:46.885	1:47.020	1:47.304	1:47.979	1:47.590	1:47.857	1:48.053	1:48.400	1:48.586	
95	Stefano Noal	1:58.016	1:51.467	1:49.688	1:50.310	1:51.299	1:50.959	1:49.818	1:50.304	1:50.539	1:50.046	1:51.022	1:50.494	1:50.922		
212	Paolo Brajnack	1:49.506	1:41.936	1:41.323	1:41.513	1:41.168	1:40.198	1:40.461	1:41.943	1:43.066	1:41.060	1:41.944	1:43.556	1:44.280	1:42.732	

8th Hankook 12H MUGELLO 2022

FX 1 & Topjet F2000 Series Sector analyse - Race 1

24 - 27 March 2022

Pos	Nbr	Name / Team name	Sector 1			Sector 2			Sector 3			theoretical best	Actual best	In
			time	Lap	pos	time	Lap	pos	time	Lap	pos			
1	212	Paolo Brajnack	24.879	6	1	28.990	6	1	46.144	5	1	1:40.013	1:40.198	6
2	51	Bernardo Pellegrini	25.400	4	3	29.643	3	2	46.318	3	2	1:41.361	1:41.429	3
3	8	Dino Rasero	25.287	6	2	30.335	11	4	46.636	6	3	1:42.258	1:42.390	6
4	21	Renato Papaleo	25.402	7	4	30.096	12	3	46.780	7	4	1:42.278	1:42.695	9
5	14	Andrea Benalli	25.763	6	5	30.487	11	5	47.579	13	6	1:43.829	1:44.057	13
6	63	Benjamin Berta	25.828	5	6	30.929	5	7	47.240	3	5	1:43.997	1:44.142	5
7	41	Franco Cimarrelli	26.165	5	7	30.584	4	6	47.953	3	7	1:44.702	1:44.980	3
8	88	Francesco Solfaroli	26.268	5	8	31.353	4	8	48.733	3	10	1:46.354	1:46.419	4
9	30	Sebastien Banchereau	26.295	10	9	31.495	10	9	48.645	7	8	1:46.435	1:46.518	10
10	73	Francesco Atzori	26.529	4	12	31.646	6	10	49.181	6	12	1:47.356	1:47.468	6
11	12	Umberto Vaglio	26.432	5	11	31.782	7	11	49.245	6	13	1:47.459	1:47.814	7
12	29	Stefano Palummieri	26.538	5	13	33.057	6	15	49.605	4	14	1:49.200	1:49.395	4
13	31	Edoardo D'amicis	26.799	4	15	32.925	3	13	48.996	3	11	1:48.720	1:48.853	3
14	95	Stefano Noal	26.619	5	14	33.053	3	14	49.701	3	15	1:49.373	1:49.688	3
15	83	Daniele Radrizzani	26.902	3	16	33.566	2	16	50.016	2	17	1:50.484	1:51.203	5
16	18	Jean Luc Neri	26.928	10	17	33.828	12	17	49.943	11	16	1:50.699	1:51.118	10
17	4	Karim Sartori	26.430	6	10	32.189	5	12	48.655	2	9	1:47.274	1:47.531	5
18	13	Sergio Antonio Terrini										3:38.019		
19	39	Edoardo Bonanomi												
20	33	Salvatore Donato Marinaro												
21	9	Giovanni Giordano												

8th Hankook 12H MUGELLO 2022

FX 1 & Topjet F2000 Series

24 - 27 March 2022

Laps and Sector Times - Race 1

4		Karim Sartori																		
lap	Sect-1	Speed	Sect-2	Speed	Sect-3	Speed	TopSpeed	laptime	pit	lap	Sect-1	Speed	Sect-2	Speed	Sect-3	Speed	Topspeed	laptime	pit	
1	31.424		33.899		49.235			1:54.558		5	26.652		<u>32.189</u>		48.690				<u>1:47.531</u>	
2	26.701		32.596		<u>48.655</u>			1:47.952		6	<u>26.430</u>		32.330		51.155				1:49.915	
3	26.497		32.254		48.861			1:47.612		7	26.696		32.480		49.258				1:48.434	
4	26.567		32.371		49.014			1:47.952		8	27.043		32.815		49.184				1:49.042	

8		Dino Rasero																		
lap	Sect-1	Speed	Sect-2	Speed	Sect-3	Speed	TopSpeed	laptime	pit	lap	Sect-1	Speed	Sect-2	Speed	Sect-3	Speed	Topspeed	laptime	pit	
1	31.155		32.665		47.250			1:51.070		8	25.511		30.614		46.749				1:42.874	
2	26.281		30.855		47.082			1:44.218		9	25.647		30.687		47.002				1:43.336	
3	25.830		30.696		47.088			1:43.614		10	25.597		30.752		47.321				1:43.670	
4	25.486		30.728		47.330			1:43.544		11	25.698		<u>30.335</u>		46.760				1:42.793	
5	25.978		30.627		46.878			1:43.483		12	25.643		30.386		46.815				1:42.844	
6	<u>25.287</u>		30.467		<u>46.636</u>			<u>1:42.390</u>		13	25.604		30.614		47.119				1:43.337	
7	25.606		30.519		46.661			1:42.786		14	25.762		30.651		47.277				1:43.690	

9		Giovanni Giordano																	
lap	Sect-1	Speed	Sect-2	Speed	Sect-3	Speed	TopSpeed	laptime	pit	lap	Sect-1	Speed	Sect-2	Speed	Sect-3	Speed	Topspeed	laptime	pit

12		Umberto Vaglio																		
lap	Sect-1	Speed	Sect-2	Speed	Sect-3	Speed	TopSpeed	laptime	pit	lap	Sect-1	Speed	Sect-2	Speed	Sect-3	Speed	Topspeed	laptime	pit	
1	32.547		34.778		50.733			1:58.058		8	26.668		32.061		49.617				1:48.346	
2	27.958		33.430		50.392			1:51.780		9	27.096		32.006		49.685				1:48.787	
3	26.782		32.849		49.964			1:49.595		10	26.642		32.371		49.768				1:48.781	
4	26.528		32.659		49.914			1:49.101		11	26.606		32.147		49.799				1:48.552	
5	<u>26.432</u>		33.029		50.228			1:49.689		12	26.921		32.688		49.902				1:49.511	
6	26.647		32.818		<u>49.245</u>			1:48.710		13	26.852		32.601		50.145				1:49.598	
7	26.489		<u>31.782</u>		49.543			<u>1:47.814</u>		14	27.193		32.545		50.134				1:49.872	

13		Sergio Antonio Terrini																	
lap	Sect-1	Speed	Sect-2	Speed	Sect-3	Speed	TopSpeed	laptime	pit	lap	Sect-1	Speed	Sect-2	Speed	Sect-3	Speed	Topspeed	laptime	pit

14		Andrea Benalli																		
lap	Sect-1	Speed	Sect-2	Speed	Sect-3	Speed	TopSpeed	laptime	pit	lap	Sect-1	Speed	Sect-2	Speed	Sect-3	Speed	Topspeed	laptime	pit	
1	31.332		31.612		48.004			1:50.948		8	26.008		31.122		48.801				1:45.931	
2	26.338		30.658		48.170			1:45.166		9	25.905		30.650		47.708				1:44.263	
3	26.325		30.754		48.024			1:45.103		10	26.022		30.551		47.706				1:44.279	
4	26.060		30.563		47.640			1:44.263		11	26.016		<u>30.487</u>		48.200				1:44.703	
5	26.000		30.546		47.733			1:44.279		12	26.050		31.375		47.968				1:45.393	
6	<u>25.763</u>		30.571		47.789			1:44.123		13	25.926		30.552		<u>47.579</u>				<u>1:44.057</u>	
7	25.981		30.714		48.067			1:44.762		14	25.971		30.507		47.825				1:44.303	

18		Jean Luc Neri																		
lap	Sect-1	Speed	Sect-2	Speed	Sect-3	Speed	TopSpeed	laptime	pit	lap	Sect-1	Speed	Sect-2	Speed	Sect-3	Speed	Topspeed	laptime	pit	
1	33.424		38.576		52.277			2:04.277		8	27.490		35.566		50.849				1:53.905	
2	28.374		35.521		52.259			1:56.154		9	27.409		34.493		52.459				1:54.361	
3	28.061		35.802		52.170			1:56.033		10	<u>26.928</u>		33.935		50.255				<u>1:51.118</u>	
4	27.631		36.223		51.911			1:55.765		11	27.188		34.103		<u>49.943</u>				1:51.234	
5	27.807		34.846		50.362			1:53.015		12	27.756		<u>33.828</u>		50.449				1:52.033	
6	28.022		34.541		50.766			1:53.329		13	27.206		33.943		51.245				1:52.394	

8th Hankook 12H MUGELLO 2022

FX 1 & Topjet F2000 Series Laps and Sector Times - Race 1

24 - 27 March 2022

7	27.518	35.453	51.780	1:54.751	14			
---	--------	--------	--------	----------	-----------	--	--	--

21 Renato Papaleo																				
lap	Sect-1	Speed	Sect-2	Speed	Sect-3	Speed	TopSpeed	laptime	pit	lap	Sect-1	Speed	Sect-2	Speed	Sect-3	Speed	Topspeed	laptime	pit	
1	31.200		31.590		47.581			1:50.371		8	25.735		31.008		47.047				1:43.790	
2	26.639		31.093		47.108			1:44.840		9	25.638		30.128		46.929				<u>1:42.695</u>	
3	26.219		30.677		47.178			1:44.074		10	25.627		30.404		47.486				1:43.517	
4	25.680		31.295		47.212			1:44.187		11	26.008		30.562		47.004				1:43.574	
5	25.681		30.717		47.146			1:43.544		12	25.787		<u>30.096</u>		47.314				1:43.197	
6	26.263		30.816		46.943			1:44.022		13	25.670		30.299		47.699				1:43.668	
7	<u>25.402</u>		30.516		<u>46.780</u>			1:42.698		14	25.809		31.193		48.595				1:45.597	

29 Stefano Palummieri																				
lap	Sect-1	Speed	Sect-2	Speed	Sect-3	Speed	TopSpeed	laptime	pit	lap	Sect-1	Speed	Sect-2	Speed	Sect-3	Speed	Topspeed	laptime	pit	
1	31.305		35.536		50.225			1:57.066		8	26.721		33.579		49.892				1:50.192	
2	26.943		33.819		49.749			1:50.511		9	26.961		33.463		50.106				1:50.530	
3	26.605		33.331		49.654			1:49.590		10	26.774		33.243		50.265				1:50.282	
4	26.609		33.181		<u>49.605</u>			<u>1:49.395</u>		11	27.021		33.227		50.202				1:50.450	
5	<u>26.538</u>		33.268		50.099			1:49.905		12	27.092		34.893		50.932				1:52.917	
6	26.673		<u>33.057</u>		50.186			1:49.916		13	27.089		33.926		50.572				1:51.587	
7	27.002		33.677		50.088			1:50.767		14										

30 Sebastien Bancheureau																				
lap	Sect-1	Speed	Sect-2	Speed	Sect-3	Speed	TopSpeed	laptime	pit	lap	Sect-1	Speed	Sect-2	Speed	Sect-3	Speed	Topspeed	laptime	pit	
1	30.871		33.754		49.574			1:54.199		8	26.385		31.842		48.731				1:46.958	
2	26.833		32.169		48.774			1:47.776		9	26.310		31.547		49.019				1:46.876	
3	26.615		32.004		48.709			1:47.328		10	<u>26.295</u>		<u>31.495</u>		48.728				<u>1:46.518</u>	
4	26.596		32.178		49.320			1:48.094		11	26.505		31.778		49.035				1:47.318	
5	26.599		32.188		48.771			1:47.558		12	26.779		32.336		49.037				1:48.152	
6	26.469		32.034		49.216			1:47.719		13	26.766		31.982		48.993				1:47.741	
7	26.461		31.711		<u>48.645</u>			1:46.817		14	26.775		31.962		48.886				1:47.623	

31 Edoardo D'amicis																				
lap	Sect-1	Speed	Sect-2	Speed	Sect-3	Speed	TopSpeed	laptime	pit	lap	Sect-1	Speed	Sect-2	Speed	Sect-3	Speed	Topspeed	laptime	pit	
1	33.451		37.616		50.889			2:01.956		8	26.893		33.376		49.624				1:49.893	
2	27.594		33.799		49.643			1:51.036		9	27.170		33.542		49.756				1:50.468	
3	26.932		<u>32.925</u>		<u>48.996</u>			<u>1:48.853</u>		10	26.909		33.576		49.875				1:50.360	
4	<u>26.799</u>		33.018		49.660			1:49.477		11	27.165		33.582		49.772				1:50.519	
5	26.814		33.332		49.563			1:49.709		12	28.230		33.933		49.676				1:51.839	
6	26.946		33.113		49.484			1:49.543		13	27.172		33.591		49.911				1:50.674	
7	26.931		33.206		49.374			1:49.511		14										

33 Salvatore Donato Marinao																			
lap	Sect-1	Speed	Sect-2	Speed	Sect-3	Speed	TopSpeed	laptime	pit	lap	Sect-1	Speed	Sect-2	Speed	Sect-3	Speed	Topspeed	laptime	pit

39 Edoardo Bonanomi																			
lap	Sect-1	Speed	Sect-2	Speed	Sect-3	Speed	TopSpeed	laptime	pit	lap	Sect-1	Speed	Sect-2	Speed	Sect-3	Speed	Topspeed	laptime	pit

41 Franco Cimarelli																				
lap	Sect-1	Speed	Sect-2	Speed	Sect-3	Speed	TopSpeed	laptime	pit	lap	Sect-1	Speed	Sect-2	Speed	Sect-3	Speed	Topspeed	laptime	pit	
1	31.032		33.290		49.257			1:53.579		8	26.309		30.941		48.163				1:45.413	

8th Hankook 12H MUGELLO 2022

FX 1 & Topjet F2000 Series

24 - 27 March 2022

Laps and Sector Times - Race 1

2	26.241	31.784	48.506	1:46.531	9	26.475	31.369	48.899	1:46.743
3	26.247	30.780	<u>47.953</u>	<u>1:44.980</u>	10	26.526	31.361	48.886	1:46.773
4	26.203	<u>30.584</u>	48.217	1:45.004	11	26.578	31.214	48.636	1:46.428
5	<u>26.165</u>	30.752	48.321	1:45.238	12	26.502	31.284	48.903	1:46.689
6	26.218	30.798	48.492	1:45.508	13	26.648	31.486	48.974	1:47.108
7	26.343	30.947	48.377	1:45.667	14	26.934	31.900	49.229	1:48.063

51 Bernardo Pellegrini																			
lap	Sect-1	Speed	Sect-2	Speed	Sect-3	Speed	TopSpeed	laptime	pit	lap	Sect-1	Speed	Sect-2	Speed	Sect-3	Speed	Topspeed	laptime	pit
1	30.290		30.313		46.860			1:49.225		8	25.570		29.788		46.942			1:42.300	
2	25.439		29.819		46.479			1:41.737		9	25.788		31.145		47.921			1:44.854	
3	25.468		<u>29.643</u>		<u>46.318</u>			<u>1:41.429</u>		10	26.016		30.337		47.064			1:43.417	
4	<u>25.400</u>		29.748		46.558			1:41.706		11	25.887		30.164		47.219			1:43.270	
5	25.534		30.642		47.053			1:43.229		12	25.808		30.274		47.577			1:43.659	
6	25.663		29.725		46.546			1:41.934		13	26.094		30.464		47.825			1:44.383	
7	25.449		29.905		46.646			1:42.000		14	26.144		31.977		48.910			1:47.031	

63 Benjamin Berta																			
lap	Sect-1	Speed	Sect-2	Speed	Sect-3	Speed	TopSpeed	laptime	pit	lap	Sect-1	Speed	Sect-2	Speed	Sect-3	Speed	Topspeed	laptime	pit
1	30.330		31.464		47.881			1:52.467		8	26.071		31.608		48.660			1:46.339	
2	26.508		31.112		47.337			1:44.957		9	26.664		31.622		47.829			1:46.115	
3	26.755		31.048		<u>47.240</u>			1:45.043		10	26.078		31.916		47.821			1:45.815	
4	26.047		31.050		47.633			1:44.730		11	26.136		31.961		47.895			1:45.992	
5	<u>25.828</u>		<u>30.929</u>		47.385			<u>1:44.142</u>		12	26.233		32.186		48.486			1:46.905	
6	25.883		31.306		47.588			1:44.777		13	26.272		32.113		48.372			1:46.757	
7	25.988		31.383		47.504			1:44.875		14	26.313		32.168		48.193			1:46.674	

73 Francesco Atzori																			
lap	Sect-1	Speed	Sect-2	Speed	Sect-3	Speed	TopSpeed	laptime	pit	lap	Sect-1	Speed	Sect-2	Speed	Sect-3	Speed	Topspeed	laptime	pit
1	30.447		34.374		50.103			1:54.924		8	26.835		32.352		49.811			1:48.998	
2	27.051		32.253		49.569			1:48.873		9	27.051		32.516		49.855			1:49.422	
3	26.803		31.924		49.249			1:47.976		10	27.395		32.404		50.237			1:50.036	
4	<u>26.529</u>		31.974		49.230			1:47.733		11	27.465		33.205		50.892			1:51.562	
5	26.561		31.930		49.247			1:47.738		12	27.555		33.004		50.200			1:50.759	
6	26.641		<u>31.646</u>		<u>49.181</u>			<u>1:47.468</u>		13	27.284		32.446		49.991			1:49.721	
7	26.646		32.104		49.619			1:48.369		14	27.451		32.950		50.192			1:50.593	

83 Daniele Radrizzani																			
lap	Sect-1	Speed	Sect-2	Speed	Sect-3	Speed	TopSpeed	laptime	pit	lap	Sect-1	Speed	Sect-2	Speed	Sect-3	Speed	Topspeed	laptime	pit
1	46.153		37.306		52.244			2:15.703		8	27.541		35.650		51.555			1:54.746	
2	27.653		<u>33.566</u>		<u>50.016</u>			1:51.235		9	27.441		34.612		51.765			1:53.818	
3	<u>26.902</u>		33.990		50.652			1:51.544		10	29.488		34.414		51.323			1:55.225	
4	27.331		35.277		51.264			1:53.872		11	27.573		34.693		50.592			1:52.858	
5	27.257		33.663		50.283			<u>1:51.203</u>		12	27.696		33.840		50.911			1:52.447	
6	27.346		33.760		50.868			1:51.974		13	27.564		33.612		50.608			1:51.784	
7	27.372		34.214		50.460			1:52.046		14									

88 Francesco Solfaroli																			
lap	Sect-1	Speed	Sect-2	Speed	Sect-3	Speed	TopSpeed	laptime	pit	lap	Sect-1	Speed	Sect-2	Speed	Sect-3	Speed	Topspeed	laptime	pit
1	31.331		33.185		48.912			1:53.428		8	26.574		31.675		49.055			1:47.304	
2	26.469		31.968		49.342			1:47.779		9	26.641		32.016		49.322			1:47.979	
3	26.738		31.601		<u>48.733</u>			1:47.072		10	26.708		31.673		49.209			1:47.590	

8th Hankook 12H MUGELLO 2022

FX 1 & Topjet F2000 Series

24 - 27 March 2022

Laps and Sector Times - Race 1

4	26.290	<u>31.353</u>	48.776	<u>1:46.419</u>	11	26.724	31.738	49.395	1:47.857
5	<u>26.268</u>	31.555	49.028	1:46.851	12	26.698	31.972	49.383	1:48.053
6	26.439	31.552	48.894	1:46.885	13	26.852	32.133	49.415	1:48.400
7	26.372	31.643	49.005	1:47.020	14	26.909	32.125	49.552	1:48.586

95 Stefano Noal																			
lap	Sect-1	Speed	Sect-2	Speed	Sect-3	Speed	TopSpeed	laptime	pit	lap	Sect-1	Speed	Sect-2	Speed	Sect-3	Speed	Topspeed	laptime	pit
1	31.612		36.008		50.396			1:58.016		8	26.678		33.408		50.218			1:50.304	
2	27.122		34.086		50.259			1:51.467		9	26.832		33.727		49.980			1:50.539	
3	26.934		<u>33.053</u>		<u>49.701</u>			<u>1:49.688</u>		10	26.810		33.286		49.950			1:50.046	
4	26.758		33.189		50.363			1:50.310		11	26.840		33.682		50.500			1:51.022	
5	<u>26.619</u>		33.801		50.879			1:51.299		12	27.180		33.269		50.045			1:50.494	
6	27.029		33.855		50.075			1:50.959		13	27.123		33.383		50.416			1:50.922	
7	26.800		33.252		49.766			1:49.818		14									

212 Paolo Brajnck																			
lap	Sect-1	Speed	Sect-2	Speed	Sect-3	Speed	TopSpeed	laptime	pit	lap	Sect-1	Speed	Sect-2	Speed	Sect-3	Speed	Topspeed	laptime	pit
1	31.342		30.097		46.941			1:49.506		8	25.196		29.306		47.441			1:41.943	
2	25.553		29.916		46.467			1:41.936		9	25.356		30.855		46.855			1:43.066	
3	25.268		29.584		46.471			1:41.323		10	25.258		29.094		46.708			1:41.060	
4	25.318		29.695		46.500			1:41.513		11	25.476		29.497		46.971			1:41.944	
5	25.528		29.496		<u>46.144</u>			1:41.168		12	25.591		30.079		47.886			1:43.556	
6	<u>24.879</u>		<u>28.990</u>		46.329			<u>1:40.198</u>		13	25.670		31.420		47.190			1:44.280	
7	25.135		29.140		46.186			1:40.461		14	25.844		30.026		46.862			1:42.732	

8th Hankook 12H MUGELLO 2022

Heat name : FX 1 & Topjet F2000 Series - Race 1
 Heat Date : 26 March 2022
 Track name : - 5245 mtr.

Participants Started	: 18	Participants Classified	: 16
Participants Finished	: 16	Participants Not Classified	: 5
Participants Not Finished	: 2		

Green flag at	: 09:45:38	Heat recording start time	: 09:26:22
Finish flag waved at	: 10:09:32	Heat recording end time	: 10:12:40
Total time under Green	: 23:54	Total of All Laps in Heat	: 227
Number of cautions	: 0	Total time under Yellow	: 00:00:00
Number of code-60's	: 0	Total time under Code-60	: 00:00:00

Summary of winners per class

Nbr	Name / Team name	Cls	Fastest Laptime	In	Avg. Speed	Laps	Race Time
212	Paolo Brajnack	2000	1:40.198	6	184.25	14	23:54.686
73	Francesco Atzori	2.0	1:47.468	6	171.61	14	25:40.396

Leader history during the Heat

#	Nbr	Lap	to Lap	Name
1	51	1	4	Bernardo Pellegrini
2	212	5	14	Paolo Brajnack

Best Lap time history during the Heat

#	Nbr	lap time	in lap	Name	time of day
1	51	1:49.225	1	Bernardo Pellegrini	09:47:27
2	51	1:41.737	2	Bernardo Pellegrini	09:49:08
3	51	1:41.429	3	Bernardo Pellegrini	09:50:50
4	212	1:41.323	3	Paolo Brajnack	09:50:50
5	212	1:41.168	5	Paolo Brajnack	09:54:13
6	212	1:40.198	6	Paolo Brajnack	09:55:53

Summary of best laptimes per class

Nbr	Name / Team name	Cls	Fastest Laptime	In	Speed
73	Francesco Atzori	2.0	1:47.468	6	175.70
212	Paolo Brajnack	2000	1:40.198	6	188.45

Summary of number of laps in the lead

#	Nbr	Name	# Laps in the lead
1	212	Paolo Brajnack	10
2	51	Bernardo Pellegrini	4