



## Aci Racing Weekend, 27-28-29 Luglio 2018

### F2000 Italian Trophy - Classifica Prove di Qualificazione

Enzo e Dino Ferrari 4.909 m

Miglior Giro = 1'39.939 - 4,909 km - Media 176,832 km/h

Num.	Conducente	Naz.	Concorrente	Scuderia	Auto	Classe	Tempo	Dist.	Rel.	Giri
1	<b>21 BRACALENTE</b> Alessandro	ITA	Bracalente Alessandro	Team PAVE Motorsport	F3 Dallara F312 Volkswag	F2IT	<b>1'39.939</b>			9
2	<b>44 ZELLER</b> Sandro	CHE	Jo Zeller Racing	Jo Zeller Racing	F3 Dallara F306 FIA Volks	REMUS	<b>1'40.753</b>	0.814	0.814	11
3	<b>51 PELLEGRINI</b> Bernardo	ITA	Pellegrini Bernardo		F3 Dallara F308 Toyota	F2IT	<b>1'41.408</b>	1.469	0.655	13
4	<b>777 PELLEGRINO</b> Antonino	ITA	Pellegrino Antonino	Twister Italia	F3 Dallara F311 FIA Volks	F2IT	<b>1'41.578</b>	1.639	0.170	11
5	<b>3 TOBLER</b> Marcel	CHE	Jo Zeller Racing	Jo Zeller Racing	F3 Dallara F308 Mercedes	REMUS	<b>1'41.901</b>	1.962	0.323	14
6	<b>29 PAPAEO</b> Renato	ITA	Papaleo Renato	Twister Italia	F3 Dallara F308 Fiat FTP	F2IT	<b>1'42.152</b>	2.213	0.251	12
7	<b>16 BOTTIROLI</b> Antoine	CHE	Bottiroli Antoine	Twister Italia	F3 Dallara F312 Mercedes	F2IT	<b>1'42.355</b>	2.416	0.203	11
8	<b>8 RASERO</b> Dino	ITA	Rasero Dino		F3 Dallara F310 FIA Volks	F2IT	<b>1'42.418</b>	2.479	0.063	12
9	<b>11 BOHLEN</b> Kurt	CHE	Franz Woss Racing	Franz Woss Racing	F3 Dallara F309 Volkswag	REMUS	<b>1'42.435</b>	2.496	0.017	12
10	<b>99 COLA</b> Andrea	ITA	Cola Andrea		F3 Dallara F312 FIA Merce	REMUS	<b>1'42.658</b>	2.719	0.223	12
11	<b>14 BENALLI</b> Andrea	ITA	Benalli Andrea		F3 Dallara F308 Volkswag	F2IT	<b>1'42.828</b>	2.889	0.170	13
12	<b>2 LATTANZI</b> Gianpaolo	ITA	Lattanzi Gianpaolo	Twister Italia	F3 Dallara F308 Fiat FTP	F2IT	<b>1'42.887</b>	2.948	0.059	13
13	<b>212 BRAINIK</b> Paolo	ITA	Brainik Paolo		F3 Dallara F308 Fia Volks	REMUS	<b>1'42.990</b>	3.051	0.103	6
14	<b>5 MILANI</b> Enrico	ITA	Milani Enrico	Twister Italia	F3 Dallara F308 Fiat FTP	F2IT	<b>1'43.043</b>	3.104	0.053	12
15	<b>46 PEREGO</b> Riccardo	ITA	Perego Riccardo	Twister Italia	F3 Dallara F308 Fiat	F2IT	<b>1'43.267</b>	3.328	0.224	11
16	<b>24 VENICA</b> Giorgio	ITA	Venica Giorgio		F3 Dallara F308 Volkswag	F2IT	<b>1'43.303</b>	3.364	0.036	13
17	<b>4 VAGAGGINI</b> Paolo	ITA	Vagaggini Paolo	Twister Italia	F3 Dallara F308 Fiat FTP	F2IT	<b>1'46.102</b>	6.163	2.799	12
18	<b>23 PORRI</b> Federico	ITA	Porri Federico	Team PAVE Motorsport	F3 Dallara F308 Fiat	F2IT	<b>1'46.957</b>	7.018	0.855	13
19	<b>37 MARTUCCI</b> Luca	ITA	Martucci Luca		F3 Dallara F308 Fia Volks	F2IT	<b>1'47.486</b>	7.547	0.529	11
20	<b>999 PENZES</b> Attila	HUN	Penzes Attila	Magyar Racing Team	F3 Dallara F397 Opel	REMUS	<b>1'48.412</b>	8.473	0.926	5
21	<b>10 IANNAcone</b> Luca	ITA	Franz Woss Racing	Franz Woss Racing	F3 Dallara F306 Volkswag	REMUS	<b>1'48.639</b>	8.700	0.227	13
22	<b>55 MINELLI</b> Marco	ITA	Minelli Marco		Tatuus FR 2000 Renault	F2IT	<b>1'49.777</b>	9.838	1.138	10
23	<b>20 SISKa</b> Robert	USA	Europol Competition	Europol Competition	Tatuus FR 2000 Renault	REMUS	<b>1'50.827</b>	10.888	1.050	11
24	<b>82 MUNGER</b> Florian	AUT	Jo Zeller Racing	Jo Zeller Racing	Tatuus FR 2000 Renault	REMUS	<b>1'52.895</b>	12.956	2.068	12
25	<b>78 NERI</b> Jean Luc	FRA	Neri Jean Luc		F3 Dallara F311	REMUS	<b>1'59.159</b>	19.220	6.264	12

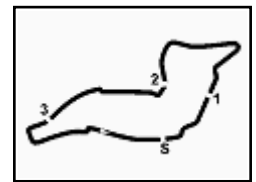
Umidità	55%	Aria	28°C
Condizioni	Dry	Pista	36°C

Direttore di Gara : Ghinassi Massimiliano

28/07/2018 Inizio 09:00 Fine 09:26

Esposta alle: .....

Servizio elaborazione dati e cronometraggio a cura della Federazione Italiana Cronometristi - A.S.D. di Imola  
www.ficr.it



## Aci Racing Weekend, 27-28-29 Luglio 2018

### F2000 Italian Trophy - Classifica 2<sup>a</sup> tempo Prove di Qualificazione

Enzo e Dino Ferrari 4.909 m

Miglior Giro = 1'40.302 - 4,909 km - Media 176,192 km/h

Num.	Conducente	Naz.	Concorrente	Scuderia	Auto	Classe	Tempo	Dist.	Rel.	Giri
1	<b>21 BRACALENTE</b> Alessandro	ITA	Bracalente Alessandro	Team PAVE Motorsport	F3 Dallara F312 Volkswag	F2IT	<b>1'40.302</b>			9
2	<b>51 PELLEGRINI</b> Bernardo	ITA	Pellegrini Bernardo		F3 Dallara F308 Toyota	F2IT	<b>1'41.433</b>	1.131	1.131	13
3	<b>44 ZELLER</b> Sandro	CHE	Jo Zeller Racing	Jo Zeller Racing	F3 Dallara F306 FIA Volksw	REMUS	<b>1'41.927</b>	1.625	0.494	11
4	<b>777 PELLEGRINO</b> Antonino	ITA	Pellegrino Antonino	Twister Italia	F3 Dallara F311 FIA Volksw	F2IT	<b>1'41.936</b>	1.634	0.009	11
5	<b>3 TOBLER</b> Marcel	CHE	Jo Zeller Racing	Jo Zeller Racing	F3 Dallara F308 Mercedes	REMUS	<b>1'42.207</b>	1.905	0.271	14
6	<b>29 PAPAEO</b> Renato	ITA	Papaleo Renato	Twister Italia	F3 Dallara F308 Fiat FTP	F2IT	<b>1'42.607</b>	2.305	0.400	12
7	<b>16 BOTTIROLI</b> Antoine	CHE	Bottirolti Antoine	Twister Italia	F3 Dallara F312 Mercedes	F2IT	<b>1'42.618</b>	2.316	0.011	11
8	<b>11 BOHLEN</b> Kurt	CHE	Franz Woss Racing	Franz Woss Racing	F3 Dallara F309 Volkswag	REMUS	<b>1'42.827</b>	2.525	0.209	12
9	<b>14 BENALLI</b> Andrea	ITA	Benalli Andrea		F3 Dallara F308 Volkswag	F2IT	<b>1'42.997</b>	2.695	0.170	13
10	<b>8 RASERO</b> Dino	ITA	Rasero Dino		F3 Dallara F310 FIA Volksw	F2IT	<b>1'43.041</b>	2.739	0.044	12
11	<b>2 LATTANZI</b> Gianpaolo	ITA	Lattanzi Gianpaolo	Twister Italia	F3 Dallara F308 Fiat FTP	F2IT	<b>1'43.489</b>	3.187	0.448	13
12	<b>46 PEREGO</b> Riccardo	ITA	Perego Riccardo	Twister Italia	F3 Dallara F308 Fiat	F2IT	<b>1'43.627</b>	3.325	0.138	11
13	<b>5 MILANI</b> Enrico	ITA	Milani Enrico	Twister Italia	F3 Dallara F308 Fiat FTP	F2IT	<b>1'43.862</b>	3.560	0.235	12
14	<b>24 VENICA</b> Giorgio	ITA	Venica Giorgio		F3 Dallara F308 Volkswag	F2IT	<b>1'43.897</b>	3.595	0.035	13
15	<b>99 COLA</b> Andrea	ITA	Cola Andrea		F3 Dallara F312 FIA Merce	REMUS	<b>1'44.016</b>	3.714	0.119	12
16	<b>212 BRAINIK</b> Paolo	ITA	Brainik Paolo		F3 Dallara F308 Fia Volksw	REMUS	<b>1'44.775</b>	4.473	0.759	6
17	<b>4 VAGAGGINI</b> Paolo	ITA	Vagaggini Paolo	Twister Italia	F3 Dallara F308 Fiat FTP	F2IT	<b>1'46.279</b>	5.977	1.504	12
18	<b>23 PORRI</b> Federico	ITA	Porri Federico	Team PAVE Motorsport	F3 Dallara F308 Fiat	F2IT	<b>1'47.074</b>	6.772	0.795	13
19	<b>37 MARTUCCI</b> Luca	ITA	Martucci Luca		F3 Dallara F308 Fia Volksw	F2IT	<b>1'47.849</b>	7.547	0.775	11
20	<b>10 IANNAcone</b> Luca	ITA	Franz Woss Racing	Franz Woss Racing	F3 Dallara F306 Volkswag	REMUS	<b>1'48.668</b>	8.366	0.819	13
21	<b>999 PENZES</b> Attila	HUN	Penzes Attila	Magyar Racing Team	F3 Dallara F397 Opel	REMUS	<b>1'48.993</b>	8.691	0.325	5
22	<b>55 MINELLI</b> Marco	ITA	Minelli Marco		Tatuus FR 2000 Renault	F2IT	<b>1'50.860</b>	10.558	1.867	10
23	<b>20 SISKÁ</b> Robert	USA	Europol Competition	Europol Competition	Tatuus FR 2000 Renault	REMUS	<b>1'51.132</b>	10.830	0.272	11
24	<b>82 MUNGER</b> Florian	AUT	Jo Zeller Racing	Jo Zeller Racing	Tatuus FR 2000 Renault	REMUS	<b>1'53.252</b>	12.950	2.120	12
25	<b>78 NERI</b> Jean Luc	FRA	Neri Jean Luc		F3 Dallara F311	REMUS	<b>1'59.231</b>	18.929	5.979	12

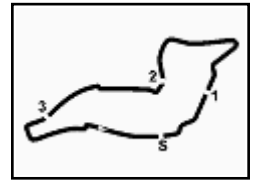
Umidità	55%	Aria	28°C
Condizioni	Dry	Pista	36°C

Direttore di Gara : Ghinassi Massimiliano

28/07/2018 Inizio 09:00 Fine 09:26

Esposta alle: .....





Enzo e Dino Ferrari 4.909 m

## Aci Racing Weekend, 27-28-29 Luglio 2018

### F2000 Italian Trophy - Analisi Tempi Prove di Qualificazione

1 / 3

#### 2 LATTANZI G. (1'42.887)

Giro	Seg. 1	Seg. 2	Seg. 3	Seg. 4	Seg. 5	T. Giro	km/h	Local Time
1	22.892	22.741	43.225	33.053	19.935	2'21.846 P	125.9	9:01'04.383
2	7.626	17.253	34.957	30.467	18.577	1'48.880	229.7	9:05'15.109
3	7.589	15.517	33.804	33.638	18.363	1'48.911	235.2	9:07'04.020
4	7.605	15.456	33.306	29.540	20.779	1'46.686	234.7	9:08'50.706
5	7.802	15.729	33.253	29.701	18.320	1'44.805	232.1	9:10'35.511
6	7.548	15.305	40.671	39.459	39.939	2'22.922	236.2	9:12'58.433
7	28.949	34.505	37.557	31.902	18.365	2'31.278	64.8	9:15'29.711
8	7.548	15.260	32.850	29.928	18.461	1'44.047	237.2	9:17'13.758
9	7.391	15.749	34.173	30.477	18.566	1'46.346	240.4	9:19'00.104
10	7.527	15.162	32.931	30.195	18.889	1'44.704	237.2	9:20'44.808
11	7.322	15.252	32.934	29.272	18.107	1'42.887	240.4	9:22'27.695
12	7.552	15.154	32.854	29.528	19.069	1'44.157	235.7	9:24'11.852
13	7.618	15.212	32.810	29.479	18.370	1'43.489	234.7	9:25'55.341

#### 3 TOBLER M. (1'41.901)

Giro	Seg. 1	Seg. 2	Seg. 3	Seg. 4	Seg. 5	T. Giro	km/h	Local Time
1	23.687	22.365	41.575	36.298	20.299	2'24.224 P	137.8	9:00'21.265
2	7.527	16.100	34.461	30.426	18.392	1'46.906	236.2	9:04'32.395
3	7.466	15.341	33.340	30.029	18.240	1'44.416	238.3	9:06'16.811
4	7.358	15.464	33.239	30.504	19.557	1'46.122	241.5	9:08'02.933
5	7.418	15.263	33.278	30.980	18.239	1'45.178	240.4	9:09'48.111
6	7.426	15.171	32.949	29.773	18.002	1'43.321	239.9	9:11'31.432
7	7.409	15.210	49.881	1'13.442	18.623	2'44.565	239.3	9:14'15.997
8	7.545	15.311	33.136	30.032	18.761	1'44.785	236.2	9:16'00.782
9	7.513	15.165	33.058	29.614	17.939	1'43.289	236.7	9:17'44.071
10	7.438	15.057	35.945	31.695	18.046	1'48.181	238.8	9:19'32.252
11	7.444	15.058	32.594	29.300	17.811	1'42.207	239.3	9:21'14.459
12	7.410	14.988	32.616	29.319	17.901	1'42.234	239.9	9:22'56.693
13	7.276	15.155	34.107	29.976	18.056	1'44.570	244.8	9:24'41.263
14	7.427	15.013	32.552	29.101	17.808	1'41.901	239.3	9:26'23.164

#### 4 VAGAGGINI P. (1'46.102)

Giro	Seg. 1	Seg. 2	Seg. 3	Seg. 4	Seg. 5	T. Giro	km/h	Local Time
1	26.153	26.418	46.852	39.256	22.087	2'40.766 P	115.5	9:00'55.264
2	7.546	18.843	38.495	33.091	20.047	1'58.022	228.2	9:05'34.052
3	7.509	16.629	37.341	32.613	1'29.171	3'03.263 P	238.3	9:08'37.315
4	25.834	18.351	35.590	31.642	19.152	2'10.569 P	111.4	9:10'47.884
5	7.474	16.065	35.894	32.496	39.514	2'11.443	238.8	9:12'59.327
6	29.420	32.086	35.212	31.238	18.956	2'26.912	61.6	9:15'26.239
7	7.477	15.687	34.596	30.784	18.589	1'47.133	238.3	9:17'13.372
8	7.448	15.894	36.102	32.521	20.206	1'52.171	240.4	9:19'05.543
9	7.453	15.481	34.292	34.311	19.598	1'51.135	240.4	9:20'56.678
10	7.374	15.479	33.870	30.928	18.451	1'46.102	243.1	9:22'42.780
11	7.400	15.411	34.385	30.660	18.423	1'46.279	240.4	9:24'29.059
12	7.444	15.320	36.662	31.090	20.336	1'50.852	239.3	9:26'19.911

#### 5 MILANI E. (1'43.043)

Giro	Seg. 1	Seg. 2	Seg. 3	Seg. 4	Seg. 5	T. Giro	km/h	Local Time
1	26.064	25.359	46.826	38.834	21.880	2'38.963 P	115.1	9:01'00.635
2	10.703	19.443	38.539	33.513	21.595	2'03.793	157.2	9:03'39.598
3	8.841	20.340	37.620	33.613	1'36.238	3'16.652 P	198.9	9:05'43.391
4	19.022	22.658	36.454	34.721	19.203	2'12.058 P	156.6	9:09'00.043
5	7.471	15.480	33.407	34.559	50.383	2'41.300	238.8	9:11'53.401
6	9.727	16.503	34.063	31.386	18.793	1'50.472	212.5	9:13'43.873
7	7.485	15.409	33.200	29.700	18.324	1'44.118	238.8	9:17'27.991
8	7.451	15.471	34.579	31.075	18.307	1'46.883	239.3	9:19'14.874
9	7.496	15.345	32.871	29.805	18.345	1'43.862	237.8	9:20'58.736
10	7.431	15.372	32.783	37.539	19.031	1'52.156	239.3	9:22'50.892
11	7.527	15.311	32.622	29.468	18.115	1'43.043	236.7	9:24'33.935
12	7.509	15.619	47.073	33.919	19.114	2'03.234	236.7	9:26'37.169

#### 8 RASERO D. (1'42.418)

Giro	Seg. 1	Seg. 2	Seg. 3	Seg. 4	Seg. 5	T. Giro	km/h	Local Time
1	21.870	19.981	37.758	31.404	19.741	2'10.754 P	151.1	9:01'53.677
2	7.422	15.773	34.142	30.838	19.150	1'47.325	237.2	9:04'04.431
3	7.266	15.787	34.327	29.954	18.564	1'45.898	245.9	9:05'51.756
4	7.255	14.974	34.341	29.996	18.302	1'44.868	242.0	9:07'37.654
5	7.278	16.447	33.458	29.927	18.463	1'45.573	238.3	9:09'22.522
6	7.274	15.064	33.634	57.146	50.698	2'43.816	240.9	9:11'08.995
7	9.496	16.467	33.880	29.457	18.221	1'47.521	215.9	9:13'51.911
								9:15'39.432

8	7.234	14.932	32.767	29.583	18.525	1'43.041	248.1	9:17'22.473
9	7.259	15.031	33.494	30.143	18.622	1'44.549	242.6	9:19'07.022
10	7.244	15.187	33.586	32.195	18.947	1'47.159	247.6	9:20'54.181
11	7.243	15.010	32.685	29.271	18.209	1'42.418	244.8	9:22'36.599
12	7.225	14.950	34.112	29.236	18.318	1'43.841	249.3	9:24'20.440

#### 10 IANACONE L. (1'48.639)

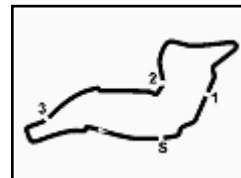
Giro	Seg. 1	Seg. 2	Seg. 3	Seg. 4	Seg. 5	T. Giro	km/h	Local Time
1	25.472	27.147	53.007	39.830	23.380	2'48.836 P	107.3	9:00'08.108
2	8.683	20.410	40.291	34.253	19.915	2'03.552	203.0	9:02'56.944
3	7.656	18.435	36.639	31.450	19.290	1'53.470	204.5	9:05'53.966
4	7.527	16.628	36.103	31.083	18.999	1'50.340	237.2	9:08'44.306
5	7.476	16.454	35.454	30.914	18.868	1'49.166	239.3	9:10'33.472
6	7.495	16.145	35.438	30.559	19.546	1'49.183	237.8	9:12'22.655
7	17.562	40.420	1'00.959	33.008	19.831	2'51.780	86.3	9:15'14.435
8	7.543	16.692	35.591	31.070	19.178	1'50.074	236.7	9:17'04.509
9	7.428	16.149	35.384	33.403	19.116	1'51.480	239.9	9:18'55.989
10	7.526	16.115	35.399	30.583	19.016	1'48.639	236.7	9:20'44.628
11	7.463	16.419	36.031	30.735	18.971	1'49.619	238.8	9:22'34.247
12	7.448	15.952	35.766	30.774	18.728	1'48.668	240.4	9:24'22.915
13	7.449	16.080	38.585	32.009	20.082	1'54.205	239.9	9:26'17.120

#### 11 BOHLEN K. (1'42.435)

Giro	Seg. 1	Seg. 2	Seg. 3	Seg. 4	Seg. 5	T. Giro	km/h	Local Time
1	24.962	24.092	42.015	35.540	19.834	2'26.443 P	118.2	9:00'16.451
2	7.613	17.203	37.391	33.135	19.031	1'54.373	217.7	9:04'37.267
3	7.405	15.677	35.486	31.659	18.739	1'48.966	240.4	9:06'26.233
4	7.398	15.276	33.158	29.443	18.866	1'44.141	240.9	9:08'10.374
5	7.366	15.219	35.490	30.654	18.048	1'46.777	242.0	9:09'57.151
6	7.250	15.194	33.217	29.523	18.067	1'43.251	244.2	9:11'40.402
7	7.372	15.226	55.596	1'18.672	19.450	2'56.316	242.0	9:14'36.718
8	7.358	15.367	33.245	29.259	18.116	1'43.345	242.6	9:16'20.063
9	7.347	15.243	32.869	30.146	17.854	1'43.459	242.6	9:18'03.522
10	7.476	15.680	33.197	29.476	18.154	1'43.983	212.1	9:19'47.505
11	7.389	15.322	32.927	29.402	17.787	1'42.827	240.4	9:21'30.332
12	7.359	15.240	32.809	29.189	17.838	1'42.435	240.9	9:23'12.767

#### 14 BENALLI A. (1'42.828)

Giro	Seg. 1	Seg. 2	Seg. 3	Seg. 4	Seg. 5	T. Giro	km/h	Local Time
1	19.685	22.186	43.067	41.262	20.359	2'26.559 P	151.9	9:00'38.001
2	7.397	17.126	38.318	32.227	19.490	1'54.558	237.8	9:04'59.118
3	7.363	16.421	35.787	31.296	18.900	1'49.767 C	242.6	9:06'26.233
4	7.359	15.878	34.235	30.451	18.536	1'46.459	239.9	9:08'35.344
5	7.328	15.503	33.803	29.815	18.523	1'44.972	244.8	9:10'20.316
6	7.324	15.382	33.246	29.702	18.436	1'44.090	247.0	9:12'04.406
7	7.287	15.906	1'30.866	33.554	18.782	2'46.395	242.0	9:14'50.801
8	7.355	15.533	33.503	32.654	19.014	1'48.059	242.0	9:16'38.860
9	7.300	15.420	33.891	29.562	18.227	1'44.400	246.4	9:18'23.260
10	7.304	15.233	32.924	29.326	18.210	1'42.997	243.1	9:20'06.257
11</								



# Aci Racing Weekend, 27-28-29 Luglio 2018

## F2000 Italian Trophy - Analisi Tempi Prove di Qualificazione

Enzo e Dino Ferrari 4.909 m

2 / 3

5	7.604	16.534	37.088	32.016	19.441	1'52.683	236.2	9:11'29.257
6	<b>7.578</b>	16.530	43.066	1'00.142	1'58.081	4'05.397 P	<b>236.7</b>	9:15'34.654
7	18.735	18.286	37.279	32.437	19.540	2'06.277 P	160.7	9:17'40.931
8	7.610	16.505	38.242	32.702	19.369	1'54.428	235.7	9:19'35.359
9	7.601	16.433	36.545	31.626	<b>19.220</b>	1'51.425	235.7	9:21'26.784
10	7.616	16.521	36.339	<b>31.330</b>	19.326	1'51.132	<b>236.7</b>	9:23'17.916
11	7.609	<b>16.412</b>	<b>36.116</b>	31.384	19.306	<b>1'50.827</b>	235.7	9:25'08.743

5	7.714	16.566	34.743	<b>30.775</b>	18.729	1'48.527	<b>232.6</b>	9:11'03.121
6	<b>7.686</b>	15.955	34.204	32.122	48.827	2'18.794	231.2	9:13'21.915
7	29.694	21.364	35.648	31.373	19.091	2'17.170	60.2	9:15'39.085
8	<b>7.729</b>	15.950	34.241	31.213	<b>18.716</b>	1'47.849	230.2	9:17'26.934
9	7.702	15.958	34.593	33.035	18.958	1'50.246	230.7	9:19'17.180
10	7.733	<b>15.837</b>	<b>34.145</b>	30.987	18.784	<b>1'47.486</b>	229.7	9:21'04.666
11	7.733	15.931	34.710	31.684	18.904	1'48.962	229.7	9:22'53.628

### 21 BRACALENTE A. (1'39.939)

Giro	Seg. 1	Seg. 2	Seg. 3	Seg. 4	Seg. 5	T. Giro	km/h	Local Time
1	19.057	24.243	40.715	34.602	22.138	2'20.755 P	142.3	9:05'51.835
2	7.443	16.782	34.803	33.445	19.128	1'51.601	239.3	9:08'12.590
3	7.426	15.339	33.196	29.481	18.322	1'43.764	239.9	9:10'04.191
4	7.372	15.238	1'22.641	44.058	18.807	2'48.116	240.9	9:11'47.955
5	7.519	15.455	32.520	29.054	17.982	1'42.530	237.2	9:14'36.071
6	7.423	14.930	32.598	28.874	18.129	1'41.954	239.9	9:16'18.601
7	7.409	14.884	31.804	28.613	<b>17.592</b>	1'40.302	239.3	9:18'00.555
8	7.379	14.945	32.306	28.625	17.820	1'41.075	240.4	9:19'40.857
9	7.379	<b>14.709</b>	<b>31.738</b>	<b>28.467</b>	17.646	<b>1'39.939</b>	241.5	9:21'21.932
								9:23'01.871

### 44 ZELLER S. (1'40.753)

Giro	Seg. 1	Seg. 2	Seg. 3	Seg. 4	Seg. 5	T. Giro	km/h	Local Time
1	23.812	20.431	40.408	32.794	19.260	2'16.705 P	131.4	9:00'18.120
2	7.460	15.728	34.312	30.219	18.219	1'45.938	239.3	9:02'34.825
3	7.418	15.096	32.915	29.364	17.916	1'42.709	240.4	9:04'03.472
4	7.383	15.019	33.312	32.028	20.840	1'48.582	240.4	9:06'03.072
5	7.391	15.057	32.780	29.400	18.021	1'42.649	241.5	9:07'52.054
6	7.352	14.946	32.645	29.266	17.791	1'42.000	242.0	9:09'34.703
7	7.317	14.942	32.815	1'02.270	3'47.337	5'44.681 P	242.6	9:11'16.703
8	20.764	18.368	34.141	30.530	18.688	2'02.491 P	155.0	9:17'01.384
9	7.347	15.153	32.897	34.098	18.837	1'48.332	<b>243.6</b>	9:19'03.875
10	7.372	14.844	32.472	28.979	18.260	1'41.927	240.4	9:20'52.207
11	7.355	<b>14.829</b>	<b>32.311</b>	<b>28.563</b>	<b>17.695</b>	<b>1'40.753</b>	242.0	9:22'34.134
								9:24'14.887

### 23 PORRI F. (1'46.957)

Giro	Seg. 1	Seg. 2	Seg. 3	Seg. 4	Seg. 5	T. Giro	km/h	Local Time
1	20.124	21.801	42.402	34.595	21.433	2'20.355 P	143.7	9:00'46.851
2	7.460	16.660	38.177	32.208	19.167	1'53.672	239.9	9:03'07.206
3	7.449	16.906	35.493	31.228	19.250	1'50.326	233.7	9:05'00.878
4	<b>7.416</b>	16.189	34.947	31.446	19.443	1'49.441	<b>241.5</b>	9:06'51.204
5	7.455	16.302	35.686	30.737	18.960	1'49.140	240.4	9:08'40.645
6	7.475	16.354	34.982	30.673	19.421	1'48.905	239.3	9:10'29.785
7	13.480	29.977	58.802	38.544	19.416	2'40.219	95.3	9:12'18.690
8	7.672	16.582	35.067	31.702	<b>18.766</b>	1'49.789	234.7	9:14'58.909
9	7.480	16.054	34.427	<b>30.081</b>	18.915	<b>1'46.957</b>	240.4	9:16'48.698
10	7.427	16.209	34.649	30.625	19.064	1'47.974	<b>241.5</b>	9:18'35.655
11	7.510	<b>15.839</b>	34.312	30.800	18.908	1'47.369	238.3	9:20'23.629
12	7.470	15.884	34.716	30.820	18.921	1'47.811	239.3	9:22'10.998
13	7.512	15.976	<b>34.270</b>	30.499	18.817	1'47.074	238.3	9:23'58.809
								9:25'45.883

### 46 PEREGO R. (1'43.267)

Giro	Seg. 1	Seg. 2	Seg. 3	Seg. 4	Seg. 5	T. Giro	km/h	Local Time
1	25.075	27.874	41.119	32.344	18.737	2'25.149 P	101.4	9:04'40.813
2	7.546	16.003	33.857	31.557	18.240	1'47.203 C	238.3	9:07'05.962
3	7.478	15.295	33.274	30.042	18.330	1'44.419	236.2	9:08'53.165
4	7.506	15.292	33.146	29.607	18.531	1'44.082	235.2	9:10'37.584
5	16.447	40.637	57.788	30.431	18.373	2'43.676	83.3	9:12'21.666
6	7.486	15.321	33.262	29.592	18.157	1'43.818	240.9	9:15'05.342
7	<b>7.302</b>	15.883	47.526	42.996	19.989	2'13.696	<b>242.6</b>	9:16'49.160
8	7.541	15.328	33.170	<b>29.392</b>	18.196	1'43.627	235.2	9:19'02.856
9	7.479	15.234	34.105	30.530	<b>18.076</b>	1'44.409	236.2	9:20'46.483
10	7.495	<b>15.107</b>	<b>33.035</b>	29.532	18.098	<b>1'43.267</b>	236.7	9:22'30.892
11	7.478	15.155	57.197	32.277	18.262	2'10.369	237.8	9:24'14.159
								9:26'24.528

### 24 VENICA G. (1'43.303)

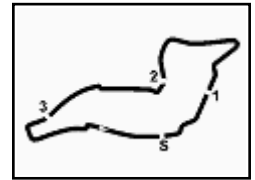
Giro	Seg. 1	Seg. 2	Seg. 3	Seg. 4	Seg. 5	T. Giro	km/h	Local Time
1	25.312	22.640	42.467	39.305	21.733	2'31.457 P	138.2	9:01'19.242
2	7.414	18.266	35.769	30.926	19.329	1'51.704	237.8	9:03'50.699
3	7.294	15.855	34.382	30.324	18.631	1'46.486	244.8	9:05'42.403
4	7.262	15.628	33.820	30.222	18.762	1'45.694	<b>245.9</b>	9:07'28.889
5	7.299	15.983	33.441	29.612	18.142	1'44.477	243.1	9:08'44.583
6	7.262	15.662	33.778	31.532	52.123	2'20.357	242.0	9:10'59.060
7	30.153	21.301	34.162	31.356	19.415	2'16.387	57.5	9:13'19.417
8	7.321	15.453	33.015	29.482	<b>18.032</b>	<b>1'43.303</b>	238.8	9:15'35.804
9	7.283	15.365	33.762	35.875	18.421	1'50.706	241.5	9:17'19.107
10	7.243	15.229	33.070	30.447	18.548	1'44.537	242.0	9:19'09.813
11	7.697	15.750	<b>32.812</b>	<b>29.307</b>	18.331	1'43.897	218.5	9:20'54.350
12	<b>7.196</b>	15.199	33.095	30.637	18.554	1'44.681	244.8	9:22'38.247
13	7.259	<b>15.144</b>	34.379	30.877	18.648	1'46.307	240.9	9:24'22.928
								9:26'09.235

### 51 PELLEGRINI B. (1'41.408)

Giro	Seg. 1	Seg. 2	Seg. 3	Seg. 4	Seg. 5	T. Giro	km/h	Local Time
1	20.233	19.708	38.235	34.515	19.874	2'12.565 P	166.4	9:00'04.888
2	7.521	16.671	35.568	31.536	20.899	1'52.195	238.8	9:02'17.453
3	7.340	15.484	33.490	29.903	18.416	1'44.633	244.2	9:04'09.648
4	7.312	15.342	33.816	30.578	18.202	1'45.250	244.2	9:05'54.281
5	7.232	14.946	33.283	29.884	18.037	1'43.382	248.7	9:07'39.531
6	<b>7.095</b>	15.637	32.913	30.191	1'22.018	2'47.854 P	<b>253.3</b>	9:09'22.913
7	23.257	39.370	1'01.874	29.975	18.132	2'52.608 P	72.2	9:12'10.767
8	7.316	14.973	32.907	30.522	18.064	1'43.782	244.2	9:15'03.375
9	7.269	14.916	32.768	29.295	18.496	1'42.744	245.9	9:16'47.157
10	7.345	14.824	32.417	29.124	17.929	1'41.639	243.6	9:18'29.901
11	7.261	<b>14.675</b>	<b>32.589</b>	<b>28.968</b>	17.940	1'41.433	245.3	9:20'11.540
12	7.301	14.875	<b>32.414</b>	28.979	17.894	1'41.463	244.8	9:21'50.733
13	7.298	14.828	<b>32.414</b>	29.013	<b>17.855</b>	<b>1'41.408</b>	244.2	9:23'34.436
								9:25'15.844

### 29 PAPAEO R. (1'42.152)

Giro	Seg. 1	Seg. 2	Seg. 3	Seg. 4	Seg. 5	T. Giro	km/h	Local Time
1	23.123	23.003	43.320	35.867	20.449	2'25.762 P	148.0	9:01'06.835
2	7.423	16.995	36.058	31.481	1'29.458	3'01.415 P	240.9	9:03'32.597
3	18.584	17.505	35.184	36.809	19.943	2'08.025 P	177.6	9:06'34.012
4	7.290	15.363	35.942	32.269	18.314	1'49.178	245.9	9:08'42.037
5	7.262	16.843	42.777	31.112	18.453	1'56.447	247.0	9:10'31.215
6	20.336	36.408	53.330	31.006	18.163	2'39.243	78.3	9:12'27.662
7	7.212	15.093	33.054	<b>29.372</b>	<b>17.876</b>	1'42.607	248.1	9:15'06.905
8	<b>7.064</b>	16.603	47.852	39.267	18.195	2'08.981	<b>253.9</b>	9:16'49.512
9	7.256	15.130	33.070	29.486	17.963	1'42.905	245.3	9:18'58.493
10	7.255	<b>14.893</b>	<b>32.624</b>	29.457	17.923	<b>1'42.152</b>	245.3	9:20'41.398
11	7.226	15.076	38.285	33.842	17.936	1'52.365	247.0	9:22'23.550
12	7.138	14.930	40.180	31.878	19.539	1'53.665	251.0	9:



Enzo e Dino Ferrari 4.909 m

## Aci Racing Weekend, 27-28-29 Luglio 2018

### F2000 Italian Trophy - Analisi Tempi Prove di Qualificazione

7	10.516	19.311	39.790	34.150	21.700	2'05.467	201.5	9:16'03.407
8	<b>7.660</b>	17.946	38.864	34.257	21.509	2'00.236	230.7	9:18'03.643
9	8.969	17.812	<b>38.600</b>	<b>33.613</b>	<b>20.237</b>	1'59.231	215.5	9:20'02.874
10	7.709	<b>17.574</b>	41.245	34.023	21.029	2'01.580	<b>233.1</b>	9:22'04.454
11	7.769	17.976	39.008	34.362	20.376	1'59.491	232.6	9:24'03.945
12	7.735	18.078	39.210	33.878	20.817	1'59.718	229.7	9:26'03.663

#### 82 MUNGER F. (1'52.895)

Giro	Seg. 1	Seg. 2	Seg. 3	Seg. 4	Seg. 5	T. Giro	km/h	Local Time
1	29.055	30.297	56.776	39.580	22.137	2'57.845 P	105.1	9:00'51.202
2	7.983	21.749	39.324	35.337	20.554	2'04.947	212.5	9:03'49.047
3	7.800	17.499	39.283	35.407	20.699	2'00.688 C	229.7	9:05'53.994
4	7.750	17.434	38.327	33.498	20.322	1'57.331	229.7	9:07'54.682
5	7.760	17.058	37.618	33.250	20.620	1'56.306	232.6	9:09'52.013
6	<b>7.579</b>	17.536	1'22.074	45.346	20.030	2'52.565	<b>236.7</b>	9:11'48.319
7	7.815	16.903	37.237	32.616	19.792	1'54.363	231.2	9:14'40.884
8	7.763	16.800	37.857	32.826	20.845	1'56.091	232.6	9:16'35.247
9	7.717	16.535	37.106	32.889	20.045	1'54.292	234.2	9:18'31.338
10	7.732	16.994	<b>36.440</b>	32.264	19.822	1'53.252	232.1	9:20'25.630
11	7.759	16.801	36.557	<b>32.143</b>	<b>19.635</b>	<b>1'52.895</b>	229.7	9:22'18.882
12	7.791	<b>16.527</b>	37.970	32.521	19.844	1'54.653	230.7	9:24'11.777
								9:26'06.430

#### 99 COLA A. (1'42.658)

Giro	Seg. 1	Seg. 2	Seg. 3	Seg. 4	Seg. 5	T. Giro	km/h	Local Time
1	17.740	21.204	38.970	32.384	19.544	2'09.842 P	170.4	9:00'42.468
2	7.767	15.609	33.659	30.043	18.693	1'45.771	228.7	9:02'52.310
3	7.630	15.233	33.285	29.776	18.513	1'44.437	234.2	9:04'38.081
4	7.658	15.145	32.905	29.980	18.328	1'44.016	231.6	9:06'22.518
5	7.589	17.126	36.431	30.707	18.437	1'50.290	<b>235.2</b>	9:08'06.534
6	7.685	17.953	35.205	30.212	18.968	1'50.023	213.8	9:09'56.824
7	7.673	15.001	1'23.071	46.588	1'39.970	4'12.303 P	231.6	9:11'46.847
8	17.633	19.343	38.274	30.276	18.467	2'03.993 P	170.6	9:15'59.150
9	7.651	14.921	32.532	31.419	19.439	1'45.962	232.6	9:18'03.143
10	7.625	14.949	<b>32.498</b>	<b>29.395</b>	<b>18.191</b>	<b>1'42.658</b>	233.1	9:19'49.105
11	<b>7.568</b>	<b>14.918</b>	33.343	30.014	18.269	1'44.112	234.7	9:21'31.763
12	7.645	14.979	35.022	30.203	18.662	1'46.511	232.1	9:23'15.875
								9:25'02.386

#### 212 BRAINIK P. (1'42.990)

Giro	Seg. 1	Seg. 2	Seg. 3	Seg. 4	Seg. 5	T. Giro	km/h	Local Time
1	25.939	23.126	38.582	33.779	19.951	2'21.377 P	125.8	9:00'11.692
2	7.683	17.425	35.379	30.792	18.496	1'49.775	231.6	9:02'33.069
3	7.517	15.626	33.314	30.029	18.355	1'44.841	238.8	9:04'22.844
4	7.518	16.214	33.235	29.904	19.667	1'46.538	236.7	9:06'07.685
5	7.505	15.271	<b>32.684</b>	<b>29.434</b>	<b>18.096</b>	<b>1'42.990</b>	237.8	9:07'54.223
6	<b>7.419</b>	16.065	33.642	29.501	18.148	1'44.775	<b>243.1</b>	9:09'37.213
								9:11'21.988

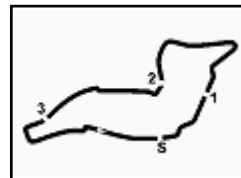
#### 777 PELLEGRINO A. (1'41.578)

Giro	Seg. 1	Seg. 2	Seg. 3	Seg. 4	Seg. 5	T. Giro	km/h	Local Time
1	22.086	21.704	43.284	35.183	19.127	2'21.384 P	130.2	9:02'07.550
2	7.443	15.805	34.968	30.780	18.323	1'47.319	239.3	9:04'28.934
3	7.402	15.266	32.863	30.412	18.695	1'44.638	239.9	9:06'16.253
4	7.332	15.047	32.719	29.432	18.004	1'42.534	243.1	9:08'00.891
5	7.336	15.021	32.754	29.894	17.991	1'42.996	242.6	9:09'43.425
6	7.336	14.923	32.878	1'01.525	2'18.923	4'15.585 P	242.0	9:11'26.421
7	19.148	16.613	33.196	29.727	17.952	1'56.636 P	166.7	9:15'42.006
8	7.370	14.919	33.217	31.950	17.971	1'45.427	241.5	9:17'38.642
9	7.358	<b>14.855</b>	<b>32.205</b>	29.269	17.891	<b>1'41.578</b>	242.0	9:19'24.069
10	7.287	15.806	37.401	31.999	18.033	1'50.526	239.9	9:21'05.647
11	7.285	14.927	32.745	<b>29.128</b>	<b>17.851</b>	1'41.936	244.2	9:22'56.173
								9:24'38.109

#### 999 PENZES A. (1'48.412)

Giro	Seg. 1	Seg. 2	Seg. 3	Seg. 4	Seg. 5	T. Giro	km/h	Local Time
1	23.723	23.789	41.676	39.235	21.371	2'29.794 P	151.3	9:01'21.984
2	7.505	19.131	36.416	31.540	19.151	1'53.743	237.8	9:03'51.778
3	7.507	16.963	34.646	31.395	19.310	1'49.821	237.8	9:05'45.521
4	7.493	16.083	35.754	31.038	<b>18.625</b>	1'48.993	238.3	9:07'35.342
5	7.373	15.978	35.743	<b>30.611</b>	18.707	<b>1'48.412</b>	<b>242.0</b>	9:09'24.335
								9:11'12.747



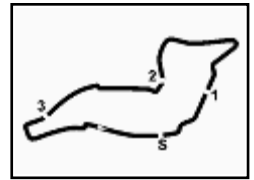


Enzo e Dino Ferrari 4.909 m

## Aci Racing Weekend, 27-28-29 Luglio 2018

### F2000 Italian Trophy - Ideal Time Prove di Qualificazione

Num.	Conducente	Auto	Seg. 1	Seg. 2	Seg. 3	Seg. 4	Seg. 5	Ideal Time	Tempo Ufficiale	Pos.	Diff.
1	<b>21 BRACALENTE A.</b> (ITA)	F3 Dallara F312 Volkswagen	7.360	14.709	<b>31.738</b>	<b>28.467</b>	<b>17.592</b>	<b>1'39.866</b>	1'39.939	1	0.073
2	<b>44 ZELLER S.</b> (CHE)	F3 Dallara F306 FIA Volkswagen	7.284	14.829	32.311	28.563	17.695	<b>1'40.682</b>	1'40.753	2	0.071
3	<b>51 PELLEGRINI B.</b> (ITA)	F3 Dallara F308 Toyota	7.095	<b>14.675</b>	32.414	28.968	17.855	<b>1'41.007</b>	1'41.408	3	0.401
4	<b>777 PELLEGRINO A.</b> (ITA)	F3 Dallara F311 FIA Volkswagen	7.235	14.855	32.205	29.128	17.851	<b>1'41.274</b>	1'41.578	4	0.304
5	<b>3 TOBLER M.</b> (CHE)	F3 Dallara F308 Mercedes	7.276	14.988	32.552	29.101	17.808	<b>1'41.725</b>	1'41.901	5	0.176
6	<b>29 PAPALEO R.</b> (ITA)	F3 Dallara F308 Fiat FTP	<b>7.064</b>	14.893	32.624	29.372	17.876	<b>1'41.829</b>	1'42.152	6	0.323
7	<b>16 BOTTIROLI A.</b> (CHE)	F3 Dallara F312 Mercedes	7.465	15.047	32.578	28.924	17.955	<b>1'41.969</b>	1'42.355	7	0.386
8	<b>11 BOHLEN K.</b> (CHE)	F3 Dallara F309 Volkswagen	7.250	15.194	32.809	29.189	17.787	<b>1'42.229</b>	1'42.435	9	0.206
9	<b>8 RASERO D.</b> (ITA)	F3 Dallara F310 FIA Volkswagen	7.225	14.932	32.685	29.236	18.209	<b>1'42.287</b>	1'42.418	8	0.131
10	<b>24 VENICA G.</b> (ITA)	F3 Dallara F308 Volkswagen	7.196	15.144	32.812	29.307	18.032	<b>1'42.491</b>	1'43.303	16	0.812
11	<b>99 COLA A.</b> (ITA)	F3 Dallara F312 FIA Mercedes	7.568	14.918	32.498	29.395	18.191	<b>1'42.570</b>	1'42.658	10	0.088
12	<b>14 BENALLI A.</b> (ITA)	F3 Dallara F308 Volkswagen	7.276	15.126	32.924	29.326	17.942	<b>1'42.594</b>	1'42.828	11	0.234
13	<b>2 LATTANZI G.</b> (ITA)	F3 Dallara F308 Fiat FTP	7.322	15.154	32.810	29.272	18.107	<b>1'42.665</b>	1'42.887	12	0.222
14	<b>212 BRAINIK P.</b> (ITA)	F3 Dallara F308 Fia Volkswagen	7.419	15.188	32.684	29.434	18.096	<b>1'42.821</b>	1'42.990	13	0.169
15	<b>46 PEREGO R.</b> (ITA)	F3 Dallara F308 Fiat	7.302	15.107	33.035	29.392	18.076	<b>1'42.912</b>	1'43.267	15	0.355
16	<b>5 MILANI E.</b> (ITA)	F3 Dallara F308 Fiat FTP	7.431	15.311	32.622	29.468	18.115	<b>1'42.947</b>	1'43.043	14	0.096
17	<b>4 VAGAGGINI P.</b> (ITA)	F3 Dallara F308 Fiat FTP	7.374	15.320	33.870	30.660	18.423	<b>1'45.647</b>	1'46.102	17	0.455
18	<b>999 PENZES A.</b> (HUN)	F3 Dallara F397 Opel	7.367	15.842	33.859	30.611	18.625	<b>1'46.304</b>	1'48.412	20	2.108
19	<b>23 PORRI F.</b> (ITA)	F3 Dallara F308 Fiat	7.416	15.839	34.270	30.081	18.766	<b>1'46.372</b>	1'46.957	18	0.585
20	<b>37 MARTUCCI L.</b> (ITA)	F3 Dallara F308 Fia Volkswagen	7.686	15.837	34.145	30.775	18.716	<b>1'47.159</b>	1'47.486	19	0.327
21	<b>10 IANNAcone L.</b> (ITA)	F3 Dallara F306 Volkswagen	7.428	15.952	35.384	30.559	18.728	<b>1'48.051</b>	1'48.639	21	0.588
22	<b>55 MINELLI M.</b> (ITA)	Tatuus FR 2000 Renault	7.343	16.626	35.686	31.239	18.777	<b>1'49.671</b>	1'49.777	22	0.106
23	<b>20 SISKA R.</b> (USA)	Tatuus FR 2000 Renault	7.578	16.412	36.116	31.330	19.220	<b>1'50.656</b>	1'50.827	23	0.171
24	<b>82 MUNGER F.</b> (AUT)	Tatuus FR 2000 Renault	7.579	16.527	36.440	32.143	19.635	<b>1'52.324</b>	1'52.895	24	0.571
25	<b>78 NERI J.</b> (FRA)	F3 Dallara F311	7.660	17.574	38.600	33.613	20.237	<b>1'57.684</b>	1'59.159	25	1.475
<b>Ideal Time Assoluto</b>			<b>7.064</b>	<b>14.675</b>	<b>31.738</b>	<b>28.467</b>	<b>17.592</b>	<b>1'39.536</b>			



# Acì Racing Weekend, 27-28-29 Luglio 2018

## F2000 Italian Trophy - Velocità Prove di Qualificazione

Enzo e Dino Ferrari 4.909 m

### MIGLIOR GIRO

1	21 BRACALENTE Alessandro	F3 Dallara F312 Volkswagen	1'39.939
2	44 ZELLER Sandro	F3 Dallara F306 FIA Volkswagen	1'40.753
3	51 PELLEGRINI Bernardo	F3 Dallara F308 Toyota	1'41.408
4	777 PELLEGRINO Antonino	F3 Dallara F311 FIA Volkswagen	1'41.578
5	3 TOBLER Marcel	F3 Dallara F308 Mercedes	1'41.901
6	29 PAPALEO Renato	F3 Dallara F308 Fiat FTP	1'42.152
7	16 BOTTIROLI Antoine	F3 Dallara F312 Mercedes	1'42.355
8	8 RASERO Dino	F3 Dallara F310 FIA Volkswagen	1'42.418
9	11 BOHLEN Kurt	F3 Dallara F309 Volkswagen	1'42.435
10	99 COLA Andrea	F3 Dallara F312 FIA Mercedes	1'42.658
11	14 BENALLI Andrea	F3 Dallara F308 Fiat FTP	1'42.828
12	2 LATTANZI Gianpaolo	F3 Dallara F308 Fiat FTP	1'42.887
13	212 BRAINIK Paolo	F3 Dallara F308 Fia Volkswagen	1'42.990
14	5 MILANI Enrico	F3 Dallara F308 Fiat FTP	1'43.043
15	46 PEREGO Riccardo	F3 Dallara F308 Fiat	1'43.267
16	24 VENICA Giorgio	F3 Dallara F308 Volkswagen	1'43.303
17	4 VAGAGGINI Paolo	F3 Dallara F308 Fiat FTP	1'46.102
18	23 PORRI Federico	F3 Dallara F308 Fiat	1'46.957
19	37 MARTUCCI Luca	F3 Dallara F308 Fia Volkswagen	1'47.486
20	999 PENZES Attila	F3 Dallara F397 Opel	1'48.412
21	10 IANNAZONE Luca	F3 Dallara F306 Volkswagen	1'48.639
22	55 MINELLI Marco	Tatuus FR 2000 Renault	1'49.777
23	20 SSKA Robert	Tatuus FR 2000 Renault	1'50.827
24	82 MUNGER Florian	Tatuus FR 2000 Renault	1'52.895
25	78 NERI Jean Luc	F3 Dallara F311	1'59.159

### SPEED

1	29 PAPALEO Renato	F3 Dallara F308 Fiat FTP	253.9
2	51 PELLEGRINI Bernardo	F3 Dallara F308 Toyota	253.3
3	8 RASERO Dino	F3 Dallara F310 FIA Volkswagen	249.3
4	14 BENALLI Andrea	F3 Dallara F308 Volkswagen	247.0
5	24 VENICA Giorgio	F3 Dallara F308 Volkswagen	245.9
6	777 PELLEGRINO Antonino	F3 Dallara F311 FIA Volkswagen	245.3
7	55 MINELLI Marco	Tatuus FR 2000 Renault	244.8
8	3 TOBLER Marcel	F3 Dallara F308 Mercedes	244.8
9	11 BOHLEN Kurt	F3 Dallara F309 Volkswagen	244.2
10	44 ZELLER Sandro	F3 Dallara F306 FIA Volkswagen	243.6
11	4 VAGAGGINI Paolo	F3 Dallara F308 Fiat FTP	243.1
12	212 BRAINIK Paolo	F3 Dallara F308 Fia Volkswagen	243.1
13	46 PEREGO Riccardo	F3 Dallara F308 Fiat	242.6
14	21 BRACALENTE Alessandro	F3 Dallara F312 Volkswagen	242.0
15	999 PENZES Attila	F3 Dallara F397 Opel	242.0
16	23 PORRI Federico	F3 Dallara F308 Fiat	241.5
17	2 LATTANZI Gianpaolo	F3 Dallara F308 Fiat FTP	240.4
18	10 IANNAZONE Luca	F3 Dallara F306 Volkswagen	240.4
19	5 MILANI Enrico	F3 Dallara F308 Fiat FTP	239.3
20	16 BOTTIROLI Antoine	F3 Dallara F312 Mercedes	237.2
21	20 SSKA Robert	Tatuus FR 2000 Renault	236.7
22	82 MUNGER Florian	Tatuus FR 2000 Renault	236.7
23	99 COLA Andrea	F3 Dallara F312 FIA Mercedes	235.2
24	78 NERI Jean Luc	F3 Dallara F311	233.1
25	37 MARTUCCI Luca	F3 Dallara F308 Fia Volkswagen	232.6

### SEG. 1

1	29 PAPALEO Renato	7.064
2	51 PELLEGRINI Bern	7.095
3	24 VENICA Giorgio	7.196
4	8 RASERO Dino	7.225
5	777 PELLEGRINO An	7.235
6	11 BOHLEN Kurt	7.250
7	14 BENALLI Andrea	7.276
8	3 TOBLER Marcel	7.276
9	44 ZELLER Sandro	7.284
10	46 PEREGO Riccardo	7.302
11	2 LATTANZI Gianpa	7.322
12	55 MINELLI Marco	7.343
13	21 BRACALENTE A	7.360
14	999 PENZES Attila	7.367
15	4 VAGAGGINI Paolo	7.374
16	23 PORRI Federico	7.416
17	212 BRAINIK Paolo	7.419
18	10 IANNAZONE Luc	7.428
19	5 MILANI Enrico	7.431
20	16 BOTTIROLI Antoin	7.465
21	99 COLA Andrea	7.568
22	20 SSKA Robert	7.578
23	82 MUNGER Florian	7.579
24	78 NERI Jean Luc	7.660
25	37 MARTUCCI Luca	7.686

### SEG. 2

1	51 PELLEGRINI Bern	14.675
2	21 BRACALENTE A	14.709
3	44 ZELLER Sandro	14.829
4	777 PELLEGRINO An	14.855
5	29 PAPALEO Renato	14.893
6	99 COLA Andrea	14.918
7	8 RASERO Dino	14.932
8	3 TOBLER Marcel	14.988
9	16 BOTTIROLI Antoin	15.047
10	46 PEREGO Riccardo	15.107
11	14 BENALLI Andrea	15.126
12	24 VENICA Giorgio	15.144
13	2 LATTANZI Gianpa	15.154
14	212 BRAINIK Paolo	15.188
15	11 BOHLEN Kurt	15.194
16	5 MILANI Enrico	15.311
17	4 VAGAGGINI Paolo	15.320
18	37 MARTUCCI Luca	15.837
19	23 PORRI Federico	15.839
20	999 PENZES Attila	15.842
21	10 IANNAZONE Luc	15.952
22	20 SSKA Robert	16.412
23	82 MUNGER Florian	16.527
24	55 MINELLI Marco	16.626
25	78 NERI Jean Luc	17.574

### SEG. 3

1	21 BRACALENTE A	31.738
2	777 PELLEGRINO An	32.205
3	44 ZELLER Sandro	32.311
4	51 PELLEGRINI Bern	32.414
5	99 COLA Andrea	32.498
6	3 TOBLER Marcel	32.552
7	16 BOTTIROLI Antoin	32.578
8	5 MILANI Enrico	32.622
9	29 PAPALEO Renato	32.624
10	212 BRAINIK Paolo	32.684
11	8 RASERO Dino	32.685
12	11 BOHLEN Kurt	32.809
13	2 LATTANZI Gianpa	32.810
14	24 VENICA Giorgio	32.812
15	14 BENALLI Andrea	32.924
16	46 PEREGO Riccardo	33.035
17	999 PENZES Attila	33.859
18	4 VAGAGGINI Paolo	33.870
19	37 MARTUCCI Luca	34.145
20	23 PORRI Federico	34.270
21	10 IANNAZONE Luc	35.384
22	55 MINELLI Marco	35.686
23	20 SSKA Robert	36.116
24	82 MUNGER Florian	36.440
25	78 NERI Jean Luc	38.600

### SEG. 4

1	21 BRACALENTE A	28.467
2	44 ZELLER Sandro	28.563
3	16 BOTTIROLI Antoin	28.924
4	51 PELLEGRINI Bern	28.968
5	3 TOBLER Marcel	29.101
6	777 PELLEGRINO An	29.128
7	11 BOHLEN Kurt	29.189
8	8 RASERO Dino	29.236
9	2 LATTANZI Gianpa	29.272
10	24 VENICA Giorgio	29.307
11	14 BENALLI Andrea	29.326
12	29 PAPALEO Renato	29.372
13	46 PEREGO Riccardo	29.392
14	99 COLA Andrea	29.395
15	212 BRAINIK Paolo	29.434
16	5 MILANI Enrico	29.468
17	23 PORRI Federico	30.081
18	10 IANNAZONE Luc	30.559
19	999 PENZES Attila	30.611
20	4 VAGAGGINI Paolo	30.660
21	37 MARTUCCI Luca	30.775
22	55 MINELLI Marco	31.239
23	20 SSKA Robert	31.330
24	82 MUNGER Florian	32.143
25	78 NERI Jean Luc	33.613

### SEG. 5

1	21 BRACALENTE A	17.592
2	44 ZELLER Sandro	17.695
3	11 BOHLEN Kurt	17.787
4	3 TOBLER Marcel	17.808
5	777 PELLEGRINO An	17.851
6	51 PELLEGRINI Bern	17.855
7	29 PAPALEO Renato	17.876
8	14 BENALLI Andrea	17.942
9	16 BOTTIROLI Antoin	17.955
10	24 VENICA Giorgio	18.032
11	46 PEREGO Riccardo	18.076
12	212 BRAINIK Paolo	18.096
13	2 LATTANZI Gianpa	18.107
14	5 MILANI Enrico	18.115
15	99 COLA Andrea	18.191
16	8 RASERO Dino	18.209
17	4 VAGAGGINI Paolo	18.423
18	999 PENZES Attila	18.625
19	37 MARTUCCI Luca	18.716
20	10 IANNAZONE Luc	18.728
21	23 PORRI Federico	18.766
22	55 MINELLI Marco	18.777
23	20 SSKA Robert	19.220
24	82 MUNGER Florian	19.635
25	78 NERI Jean Luc	20.237

