

Magione Racing Weekend, 28 - 29 - 30 luglio 2017

F2 Italian Trophy - Classifica Qualifiche

Autodromo dell'Umbria 2.507 m

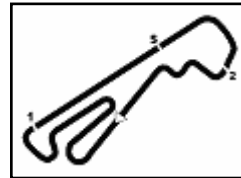
Miglior Giro: = 1'06.617 - 2,507 km - Media 135,479 km/h

Num. Pilota	Naz	Concorrente	Team	Auto	Classe	Tempo	Dist.	Rel.	Giri	
1	21	BRACALENTE Alessandro	ITA	Bracalente Alessandro	Pave Motorsport	F3 Dallara F312	1	1'06.617		17
2	99	COLA Andrea	ITA	Cola Andrea	Monolite Racing	F3 Dallara F312	1	1'07.106	0.489	0.489 14
3	71	PONZIO Riccardo	ITA	Ponzio Riccardo	Puresport	F3 Dallara F308	1	1'07.300	0.683	0.194 20
4	51	PELLEGRINI Bernardo	ITA	Pellegrini Bernardo	HT Racing	F3 Dallara F308	1	1'07.506	0.889	0.206 20
5	29	PAPALEO Renato	ITA	Papaleo Renato	Corbetta Competizioni	F3 Dallara F308	2	1'08.369	1.752	0.863 18
6	5	MILANI Enrico	ITA	Milani Enrico	Twister Italia	F3 Dallara F308	2	1'08.499	1.882	0.130 20
7	8	RASERO Dino	ITA	Rasero Dino	Puresport	F3 Dallara F308	2	1'08.772	2.155	0.273 19
8	4	VAGAGGINI Paolo	ITA	Vagaggini Paolo	Twister Italia	F3 Dallara F308	2	1'09.592	2.975	0.820 19
9	13	TERRINI Sergio	ITA	Terrini Sergio	Twister Italia	F3 Dallara F308	1	1'09.982	3.365	0.390 17

Direttore di Gara : Fabrizio Fondacci

29/07/2017 Inizio Fine
17:29 17:56

Esposta alle:

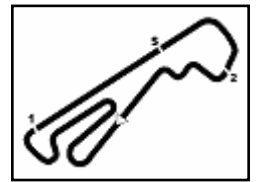


Magione Racing Weekend, 28 - 29 - 30 luglio 2017

F2 Italian Trophy - Ideal Time Qualifiche

Autodromo dell'Umbria 2.507 m

Num. Pilota	Auto	Seg. 1	Seg. 2	Seg. 3	Seg. 4	Ideal Time		
		Diff. 1	Diff. 2	Diff. 3	Diff. 4	Miglior Giro	Pos.	Diff.
1	21 BRACALENTE A. (ITA)	29.692	12.111	7.846	16.731	1'06.380		
			0.003	0.218	0.016	1'06.617	1	0.237
2	51 PELLEGRINI B. (ITA)	30.230	11.908	7.984	16.846	1'06.968		
		0.372	0.065	0.101		1'07.506	4	0.538
3	99 COLA A. (ITA)	30.080	11.950	8.009	17.043	1'07.082		
				0.024		1'07.106	2	0.024
4	71 PONZIO R. (ITA)	30.484	11.887	7.911	16.893	1'07.175		
		0.108		0.017		1'07.300	3	0.125
5	29 PAPAEO R. (ITA)	30.413	12.039	8.250	17.422	1'08.124		
		0.060		0.007	0.178	1'08.369	5	0.245
6	5 MILANI E. (ITA)	30.539	12.288	8.186	17.166	1'08.179		
		0.114	0.023	0.121	0.062	1'08.499	6	0.320
7	8 RASERO D. (ITA)	30.650	12.066	8.231	17.547	1'08.494		
		0.112	0.097		0.069	1'08.772	7	0.278
8	4 VAGAGGINI P. (ITA)	30.821	12.120	8.375	17.941	1'09.257		
			0.130	0.205		1'09.592	8	0.335
9	13 TERRINI S. (ITA)	30.993	12.072	8.500	17.826	1'09.391		
			0.204	0.197	0.190	1'09.982	9	0.591
Ideal Time Assoluto		29.692	11.887	7.846	16.731	1'06.156		



Magione Racing Weekend, 28 - 29 - 30 luglio 2017

F2 Italian Trophy - Analisi Tempi Qualifiche

Autodromo dell'Umbria 2.507 m

1 / 2

4 VAGAGGINI P. (1'09.592)

Giro	Seq. 1	Seq. 2	Seq. 3	Seq. 4	T. Giro	km/h	Local Time
							17:30'28.776
1	45.927	16.617	11.492	21.198	1'35.234 P	149.0	17:32'04.010
2	35.082	13.293	9.793	19.482	1'17.650	200.0	17:33'21.660
3	33.398	13.154	9.415	19.267	1'15.234	198.5	17:34'36.894
4	32.957	12.391	9.535	20.913	1'15.796	211.8	17:35'52.690
5	35.612	14.013	9.377	1'09.966	2'08.968 P	201.5	17:38'01.658
6	41.565	12.560	9.167	18.992	1'22.284 P	211.8	17:39'23.942
7	32.712	12.333	8.881	18.667	1'12.593	213.9	17:40'36.535
8	33.629	12.274	9.246	20.108	1'15.257	215.6	17:41'51.792
9	32.268	12.273	8.720	18.113	1'11.374	213.9	17:43'03.166
10	31.493	12.229	8.925	18.301	1'10.948	212.6	17:44'14.114
11	31.412	12.138	8.884	18.201	1'10.635	219.1	17:45'24.749
12	31.896	12.245	8.535	18.159	1'10.835	214.3	17:46'35.584
13	31.588	12.244	8.375	18.067	1'10.274	213.4	17:47'45.858
14	31.512	12.274	8.629	18.073	1'10.488	215.1	17:48'56.346
15	34.921	15.719	9.086	20.315	1'20.041	192.2	17:50'16.387
16	31.714	12.252	10.004	19.793	1'13.763	213.0	17:51'30.150
17	31.824	12.238	8.721	18.011	1'10.794	213.4	17:52'40.944
18	31.974	12.120	8.798	18.006	1'10.898	213.9	17:53'51.842
19	30.821	12.250	8.580	17.941	1'09.592	216.4	17:55'01.434

5 MILANI E. (1'08.499)

Giro	Seq. 1	Seq. 2	Seq. 3	Seq. 4	T. Giro	km/h	Local Time
							17:30'14.671
1	40.507	18.148	10.974	19.268	1'28.897 P	122.6	17:31'43.568
2	31.681	12.536	8.495	18.561	1'11.273	208.9	17:32'54.841
3	31.392	12.375	8.409	17.702	1'09.878	209.3	17:34'04.719
4	33.737	12.646	8.827	18.323	1'13.533	202.6	17:35'18.252
5	31.411	12.430	8.301	17.531	1'09.673	210.5	17:36'27.925
6	31.212	12.381	8.528	17.430	1'09.551	210.9	17:37'37.476
7	31.134	12.335	8.340	17.668	1'09.477	210.9	17:38'46.953
8	30.832	12.381	8.347	18.273	1'09.833	210.1	17:39'56.786
9	30.888	12.353	8.304	17.688	1'09.233	211.8	17:41'06.019
10	33.647	12.944	9.471	1'32.711	2'28.773 P	199.3	17:43'34.792
11	40.666	13.825	9.818	18.558	1'22.867 P	171.4	17:44'57.659
12	31.127	12.288	8.380	17.537	1'09.332	212.2	17:46'06.991
13	31.137	12.289	8.367	17.166	1'08.959	211.4	17:47'15.950
14	30.702	12.341	8.358	17.251	1'08.652	210.9	17:48'24.602
15	36.775	13.277	9.009	18.071	1'17.132	182.4	17:49'41.734
16	30.904	12.307	8.348	17.298	1'08.857	210.5	17:50'50.591
17	30.539	12.414	8.326	17.263	1'08.542	210.1	17:51'59.133
18	30.656	12.926	8.223	17.566	1'09.361	208.9	17:53'08.494
19	30.780	12.331	8.186	17.341	1'08.638	209.7	17:54'17.132
20	30.653	12.311	8.307	17.228	1'08.499	210.5	17:55'25.631

8 RASERO D. (1'08.772)

Giro	Seq. 1	Seq. 2	Seq. 3	Seq. 4	T. Giro	km/h	Local Time
							17:30'18.657
1	44.663	13.960	11.655	20.533	1'30.811 P	130.1	17:31'49.468
2	32.911	12.344	9.045	18.321	1'12.621	211.4	17:33'02.089
3	31.623	12.209	8.802	18.001	1'10.635	213.0	17:34'12.724
4	31.494	12.155	8.576	17.980	1'10.205	214.3	17:35'22.929
5	31.230	12.229	8.521	17.747	1'09.727	213.9	17:36'32.656
6	31.037	12.173	8.449	17.648	1'09.307	214.3	17:37'41.963
7	30.753	12.219	9.031	3'10.075	4'02.078 P	212.6	17:41'44.041
8	41.590	12.241	8.606	17.705	1'20.142 P	212.6	17:43'04.183
9	30.915	12.160	9.088	18.190	1'10.353	214.3	17:44'14.536
10	31.513	12.188	8.667	18.505	1'10.873	215.6	17:45'25.409
11	31.674	12.066	9.356	20.624	1'13.720	218.6	17:46'39.129
12	31.336	12.226	8.532	18.524	1'10.618	213.4	17:47'49.747
13	32.051	12.278	8.698	17.926	1'10.953	213.4	17:49'00.700
14	30.983	12.288	8.465	17.675	1'09.411	211.8	17:50'10.111
15	30.650	12.216	8.490	17.547	1'08.903	212.2	17:51'19.014
16	30.679	12.243	8.411	17.634	1'08.967	212.6	17:52'27.981
17	31.074	12.214	9.331	19.185	1'11.804	212.2	17:53'39.785
18	30.921	12.157	8.426	17.886	1'09.390	212.2	17:54'49.175
19	30.762	12.163	8.231	17.616	1'08.772	211.8	17:55'57.947

13 TERRINI S. (1'09.982)

Giro	Seq. 1	Seq. 2	Seq. 3	Seq. 4	T. Giro	km/h	Local Time
							17:30'33.047

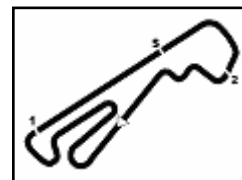
1	42.325	16.372	11.766	21.449	1'31.912 P	149.4	17:32'04.959
2	36.315	13.437	9.573	20.143	1'19.468	194.9	17:33'24.427
3	34.672	12.740	9.151	1'28.144	2'24.707 P	207.7	17:35'49.134
4	39.615	12.438	8.752	18.519	1'19.324 P	212.6	17:37'08.458
5	32.095	12.264	8.614	18.265	1'11.238	215.1	17:38'19.696
6	32.063	12.874	8.976	18.755	1'12.668	192.2	17:39'32.364
7	31.991	12.440	8.836	18.553	1'11.820	214.7	17:40'44.184
8	31.878	12.130	8.670	2'33.683	3'26.361 P	215.1	17:44'10.545
9	38.640	12.166	8.751	18.049	1'17.606 P	214.7	17:45'28.151
10	31.951	12.421	8.629	18.124	1'11.125	213.4	17:46'39.276
11	32.188	12.116	8.614	17.879	1'10.797	216.4	17:47'50.073
12	32.310	12.072	9.270	18.003	1'11.655	217.3	17:49'01.728
13	31.497	12.105	8.629	33.770	1'26.001	214.7	17:50'27.729
14	31.839	12.246	8.535	18.679	1'11.299	213.4	17:51'39.028
15	31.877	12.271	8.500	18.142	1'10.790	213.4	17:52'49.818
16	30.993	12.276	8.697	18.016	1'09.982	213.0	17:53'59.800
17	32.197	12.265	8.505	17.826	1'10.793	213.0	17:55'10.593

21 BRACALENTE A. (1'06.617)

Giro	Seq. 1	Seq. 2	Seq. 3	Seq. 4	T. Giro	km/h	Local Time
							17:30'02.681
1	36.723	13.666	9.159	18.159	1'17.707 P	175.0	17:31'20.388
2	31.023	12.287	8.271	17.364	1'08.945	206.9	17:32'29.333
3	30.391	12.331	8.140	17.085	1'07.947	206.1	17:33'37.280
4	30.168	12.188	8.030	16.878	1'07.264	208.9	17:34'44.544
5	30.173	12.203	8.123	16.958	1'07.457	210.1	17:35'52.001
6	30.019	12.167	8.059	16.829	1'07.074	210.9	17:36'59.075
7	29.829	12.173	7.889	16.731	1'06.622	210.5	17:38'05.697
8	30.122	12.132	8.055	5'36.522	6'26.831 P	211.4	17:44'32.528
9	38.372	14.104	9.541	18.407	1'20.424 P	190.1	17:45'52.952
10	30.611	12.201	8.581	17.436	1'08.829	210.9	17:47'01.781
11	30.319	12.233	8.317	17.599	1'08.468	210.5	17:48'10.249
12	36.124	12.488	8.900	17.131	1'14.643	208.9	17:49'24.892
13	29.867	12.238	8.181	16.902	1'07.188	211.4	17:50'32.080
14	30.211	12.151	8.484	20.210	1'11.056	210.9	17:51'43.136
15	29.988	12.111	7.846	26.559	1'16.504	211.4	17:52'59.640
16	31.848	12.316	8.495	17.092	1'09.751	201.9	17:54'09.391
17	29.692	12.114	8.064	16.747	1'06.617	210.1	17:55'16.008

29 PAPALEO R. (1'08.369)

Giro	Seq. 1	Seq. 2	Seq. 3	Seq. 4	T. Giro	km/h	Local Time
							17:30'23.453
1	42.944	15.211	10.968	21.536	1'30.659 P	164.4	17:31'54.112
2	36.261	13.425	9.309	18.936	1'17.931	198.5	17:33'12.043
3	32.120	12.242	8.593	18.261	1'11.216	214.3	17:34'23.259
4	30.999	12.192	8.462	18.009	1'09.662	215.1	17:35'32.921
5	31.080	12.570	8.765	18.159	1'10.574	210.5	17:36'43.495
6	30.943	12.200	8.457	17.619	1'09.219	215.1	17:37'52.714
7	30.913	12.194	8.346	17.681	1'09.134	214.7	17:39'01.848
8	30.704						



Magione Racing Weekend, 28 - 29 - 30 luglio 2017

F2 Italian Trophy - Analisi Tempi Qualifiche

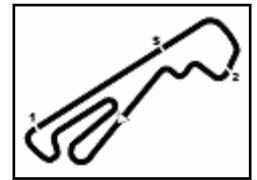
11	31.624	12.073	8.093	17.536	1'09.326	216.4	17:45'45.090
12	30.486	12.019	8.256	17.389	1'08.150	216.9	17:46'53.240
13	30.679	11.978	8.161	17.298	1'08.116	216.4	17:48'01.356
14	30.611	11.986	8.133	17.245	1'07.975	216.4	17:49'09.331
15	30.358	11.982	7.984	17.367	1'07.691	216.9	17:50'17.022
16	31.490	11.908	8.862	17.311	1'09.571	211.4	17:51'26.593
17	30.352	11.955	8.520	17.351	1'08.178	217.3	17:52'34.771
18	30.653	12.036	8.218	17.290	1'08.197	215.6	17:53'42.968
19	30.500	11.949	8.085	17.128	1'07.662	217.3	17:54'50.630
20	30.230	11.927	8.027	17.403	1'07.587	219.1	17:55'58.217

71 PONZIO R. (1'07.300)

Giro	Seq. 1	Seq. 2	Seq. 3	Seq. 4	T. Giro	km/h	Local Time
							17:30'06.874
1	39.810	12.824	8.853	18.511	1'19.998 P	202.2	17:31'26.872
2	32.600	12.267	8.401	17.782	1'11.050	213.4	17:32'37.922
3	31.343	12.103	8.385	20.937	1'12.768	214.3	17:33'50.690
4	31.567	12.005	8.335	17.474	1'09.381	218.2	17:35'00.071
5	30.965	11.937	8.022	17.117	1'08.041	218.2	17:36'08.112
6	30.759	12.003	7.975	17.051	1'07.788	218.2	17:37'15.900
7	31.071	11.982	7.965	17.104	1'08.122	217.7	17:38'24.022
8	30.736	11.929	8.070	17.383	1'08.118	219.5	17:39'32.140
9	30.592	11.887	7.928	16.893	1'07.300	219.5	17:40'39.440
10	32.463	12.116	8.688	2'47.857	3'41.124 P	217.7	17:44'20.564
11	40.372	13.004	9.160	18.588	1'21.124 P	205.7	17:45'41.688
12	34.779	12.150	8.383	18.445	1'13.757	212.6	17:46'55.445
13	31.424	11.999	8.350	17.462	1'09.235	214.3	17:48'04.680
14	30.962	12.054	8.064	17.892	1'08.972	216.4	17:49'13.652
15	30.952	11.999	7.989	20.685	1'11.625	217.3	17:50'25.277
16	31.095	11.888	8.065	16.960	1'08.008	217.7	17:51'33.285
17	30.600	11.908	8.071	17.052	1'07.631	218.6	17:52'40.916
18	30.484	12.100	8.017	16.955	1'07.556	215.1	17:53'48.472
19	30.664	11.919	8.037	16.974	1'07.594	217.7	17:54'56.066
20	30.929	11.960	7.911	17.100	1'07.900	218.2	17:56'03.966

99 COLAA. (1'07.106)

Giro	Seq. 1	Seq. 2	Seq. 3	Seq. 4	T. Giro	km/h	Local Time
							17:30'10.785
1	38.990	12.469	9.495	18.586	1'19.540 P	211.4	17:31'30.325
2	31.571	12.164	8.551	17.764	1'10.050	212.6	17:32'40.375
3	31.117	12.035	8.255	17.554	1'08.961	213.9	17:33'49.336
4	30.649	12.040	8.194	17.284	1'08.167	214.7	17:34'57.503
5	30.482	12.001	8.145	17.156	1'07.784	216.0	17:36'05.287
6	30.272	11.963	8.015	17.190	1'07.440	216.4	17:37'12.727
7	30.143	11.956	8.009	17.361	1'07.469	216.4	17:38'20.196
8	32.018	11.974	8.605	17.396	1'09.993	216.0	17:39'30.189
9	30.080	11.950	8.033	17.043	1'07.106	216.9	17:40'37.295
10	32.185	12.206	8.571	17.732	1'10.694	215.1	17:41'47.989
11	30.465	12.141	8.842	17.671	1'09.119	215.1	17:42'57.108
12	31.010	12.122	8.888	2'59.289	3'51.309 P	215.6	17:46'48.417
13	40.370	12.938	9.879	19.242	1'22.429 P	206.1	17:48'10.846
14	31.536	12.226	8.512	17.764	1'10.038	213.0	17:49'20.884



Magione Racing Weekend, 28 - 29 - 30 luglio 2017

F2 Italian Trophy - Velocità Qualifiche

Autodromo dell'Umbria 2.507 m

MIGLIOR GIRO

1	21 BRACALENTE Alessandro	F3 Dallara F312	1'06.617
2	99 COLA Andrea	F3 Dallara F312	1'07.106
3	71 PONZIO Riccardo	F3 Dallara F308	1'07.300
4	51 PELLEGRINI Bernardo	F3 Dallara F308	1'07.506
5	29 PAPALETTO Renato	F3 Dallara F308	1'08.369
6	5 MILANI Enrico	F3 Dallara F308	1'08.499
7	8 RASERO Dino	F3 Dallara F308	1'08.772
8	4 VAGAGGINI Paolo	F3 Dallara F308	1'09.592
9	13 TERRINI Sergio	F3 Dallara F308	1'09.982

SPEED

1	71 PONZIO Riccardo	F3 Dallara F308	219.5
2	51 PELLEGRINI Bernardo	F3 Dallara F308	219.1
3	4 VAGAGGINI Paolo	F3 Dallara F308	219.1
4	8 RASERO Dino	F3 Dallara F308	218.6
5	13 TERRINI Sergio	F3 Dallara F308	217.3
6	99 COLA Andrea	F3 Dallara F312	216.9
7	29 PAPALETTO Renato	F3 Dallara F308	215.6
8	5 MILANI Enrico	F3 Dallara F308	212.2
9	21 BRACALENTE Alessandro	F3 Dallara F312	211.4

SEG. 1

1	21 BRACALENTE Ale	29.692
2	99 COLA Andrea	30.080
3	51 PELLEGRINI Berna	30.230
4	29 PAPALETTO Renato	30.413
5	71 PONZIO Riccardo	30.484
6	5 MILANI Enrico	30.539
7	8 RASERO Dino	30.650
8	4 VAGAGGINI Paolo	30.821
9	13 TERRINI Sergio	30.993

SEG. 2

1	71 PONZIO Riccardo	11.887
2	51 PELLEGRINI Berna	11.908
3	99 COLA Andrea	11.950
4	29 PAPALETTO Renato	12.039
5	8 RASERO Dino	12.066
6	13 TERRINI Sergio	12.072
7	21 BRACALENTE Ale	12.111
8	4 VAGAGGINI Paolo	12.120
9	5 MILANI Enrico	12.288

SEG. 3

1	21 BRACALENTE Ale	7.846
2	71 PONZIO Riccardo	7.911
3	51 PELLEGRINI Berna	7.984
4	99 COLA Andrea	8.009
5	5 MILANI Enrico	8.186
6	8 RASERO Dino	8.231
7	29 PAPALETTO Renato	8.250
8	4 VAGAGGINI Paolo	8.375
9	13 TERRINI Sergio	8.500

SEG. 4

1	21 BRACALENTE Ale	16.731
2	51 PELLEGRINI Berna	16.846
3	71 PONZIO Riccardo	16.893
4	99 COLA Andrea	17.043
5	5 MILANI Enrico	17.166
6	29 PAPALETTO Renato	17.422
7	8 RASERO Dino	17.547
8	13 TERRINI Sergio	17.826
9	4 VAGAGGINI Paolo	17.941