

Enzo e Dino Ferrari 4.909 m

## Acì Racing Weekend, 27-28-29 Luglio 2018

### F2000 Italian Trophy - Griglia di Partenza Gara 2

Durata: 25' + 1 giro

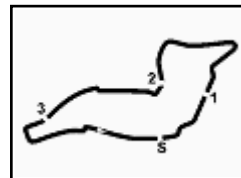
82	<b>MUNGER F.</b> Tatuus FR 2000 Renault	1'53.252	78	<b>NERI J.</b> F3 Dallara F311	13
55	<b>MINELLI M.</b> Tatuus FR 2000 Renault	1'50.860	20	<b>SISKA R.</b> Tatuus FR 2000 Renault	12
10	<b>IANNACONE L.</b> F3 Dallara F306 Volkswagen	1'48.668	999	<b>PENZES A.</b> F3 Dallara F397 Opel	11
23	<b>PORRI F.</b> F3 Dallara F308 Fiat	1'47.074	37	<b>MARTUCCI L.</b> F3 Dallara F308 Fia Volkswagen	10
212	<b>BRAINIK P.</b> F3 Dallara F308 Fia Volkswagen	1'44.775	4	<b>VAGAGGINI P.</b> F3 Dallara F308 Fiat FTP	9
24	<b>VENICA G.</b> F3 Dallara F308 Volkswagen	1'43.897	99	<b>COLA A.</b> F3 Dallara F312 FIA Mercedes	8
46	<b>PEREGO R.</b> F3 Dallara F308 Fiat	1'43.627	5	<b>MILANI E.</b> F3 Dallara F308 Fiat FTP	7
8	<b>RASERO D.</b> F3 Dallara F310 FIA Volkswagen	1'43.041	2	<b>LATTANZI G.</b> F3 Dallara F308 Fiat FTP	6
11	<b>BOHLEN K.</b> F3 Dallara F309 Volkswagen	1'42.827	14	<b>BENALLI A.</b> F3 Dallara F308 Volkswagen	5
29	<b>PAPALEO R.</b> F3 Dallara F308 Fiat FTP	1'42.607	16	<b>BOTTIROLI A.</b> F3 Dallara F312 Mercedes	4
777	<b>PELLEGRINO A.</b> F3 Dallara F311 FIA Volkswagen	1'41.936	3	<b>TOBLER M.</b> F3 Dallara F308 Mercedes	3
51	<b>PELLEGRINI B.</b> F3 Dallara F308 Toyota	1'41.433	44	<b>ZELLER S.</b> F3 Dallara F306 FIA Volkswagen	2
			21	<b>BRACALENTE A.</b> F3 Dallara F312 Volkswagen	1

Partenza 29/07/2018 ore 09.00

Partenza da fermo

Il conduttore n. 78 'Neri Jean Luc' è stato ammesso in griglia con decisione n. 10 dei CC.SS.





Enzo e Dino Ferrari 4.909 m

## Aci Racing Weekend, 27-28-29 Luglio 2018

### F2000 Italian Trophy - Classifica Definitiva Gara 2

Giri 15 = 73,635 km - Media 161,613 km/h - Tempo di gara 27'20.253

Num.	Conditore	Naz.	Concorrente	Scuderia	Auto	Classe	Giri	Tempo	Dist.	Rel.	Giro Veloce
1	<b>21 BRACALENTE</b> Alessandro	ITA	Bracalente Alessandro	Team PAVE Motorsport	F3 Dallara F312 Volkswag	F2IT	15	27'20.253			7 1'40.284
2	<b>51 PELLEGRINI</b> Bernardo	ITA	Pellegrini Bernardo		F3 Dallara F308 Toyota	F2IT	15	27'27.592	<b>7.339</b>	<b>7.339</b>	9 1'40.862
3	<b>44 ZELLER</b> Sandro	CHE	Jo Zeller Racing	Jo Zeller Racing	F3 Dallara F306 FIA Volks	REMUS	15	27'28.111	<b>7.858</b>	<b>0.519</b>	7 1'40.789
4	<b>29 PAPALEO</b> Renato	ITA	Papaleo Renato	Twister Italia	F3 Dallara F308 Fiat FTP	F2IT	15	27'30.117	<b>9.864</b>	<b>2.006</b>	7 1'41.566
5	<b>777 PELLEGRINO</b> Antonino	ITA	Pellegrino Antonino	Twister Italia	F3 Dallara F311 FIA Volks	F2IT	15	27'30.323	<b>10.070</b>	<b>0.206</b>	5 1'41.621
6	<b>8 RASERO</b> Dino	ITA	Rasero Dino		F3 Dallara F310 FIA Volks	F2IT	15	27'32.756	<b>12.503</b>	<b>2.433</b>	14 1'41.967
7	<b>3 TOBLER</b> Marcel	CHE	Jo Zeller Racing	Jo Zeller Racing	F3 Dallara F308 Mercedes	REMUS	15	27'36.408	<b>16.155</b>	<b>3.652</b>	7 1'42.426
8	<b>46 PEREGO</b> Riccardo	ITA	Perego Riccardo	Twister Italia	F3 Dallara F308 Fiat	F2IT	15	27'38.482	<b>18.229</b>	<b>2.074</b>	8 1'42.689
9	<b>11 BOHLEN</b> Kurt	CHE	Franz Woss Racing	Franz Woss Racing	F3 Dallara F309 Volkswag	REMUS	15	27'38.550	<b>18.297</b>	<b>0.068</b>	8 1'42.560
10	<b>212 BRAINIK</b> Paolo	ITA	Brainik Paolo		F3 Dallara F308 Fia Volks	REMUS	15	27'39.030	<b>18.777</b>	<b>0.480</b>	15 1'42.449
11	<b>99 COLA</b> Andrea	ITA	Cola Andrea		F3 Dallara F312 FIA Merc	REMUS	15	27'39.659	<b>19.406</b>	<b>0.629</b>	15 1'42.396
12	<b>2 LATTANZI</b> Gianpaolo	ITA	Lattanzi Gianpaolo	Twister Italia	F3 Dallara F308 Fiat FTP	F2IT	15	27'42.703	<b>22.450</b>	<b>3.044</b>	14 1'43.233
13	<b>14 BENALLI</b> Andrea	ITA	Benalli Andrea		F3 Dallara F308 Volkswag	F2IT	15	27'44.324	<b>24.071</b>	<b>1.621</b>	15 1'42.992
14	<b>5 MILANI</b> Enrico	ITA	Milani Enrico	Twister Italia	F3 Dallara F308 Fiat FTP	F2IT	15	27'45.067	<b>24.814</b>	<b>0.743</b>	15 1'42.732
15	<b>16 BOTTIROLI</b> Antoine	CHE	Bottiroli Antoine	Twister Italia	F3 Dallara F312 Mercedes	F2IT	15	27'55.039	<b>34.786</b>	<b>9.972</b>	8 1'42.480
16	<b>999 PENZES</b> Attila	HUN	Penzes Attila	Magyar Racing Team	F3 Dallara F397 Opel	REMUS	15	27'58.762	<b>38.509</b>	<b>3.723</b>	9 1'46.761
17	<b>4 VAGAGGINI</b> Paolo	ITA	Vagaggini Paolo	Twister Italia	F3 Dallara F308 Fiat FTP	F2IT	15	27'59.120	<b>38.867</b>	<b>0.358</b>	9 1'46.012
18	<b>37 MARTUCCI</b> Luca	ITA	Martucci Luca		F3 Dallara F308 Fia Volks	F2IT	15	28'02.257	<b>42.004</b>	<b>3.137</b>	15 1'48.784
19	<b>10 IANNACONE</b> Luca	ITA	Franz Woss Racing	Franz Woss Racing	F3 Dallara F306 Volkswag	REMUS	15	28'05.279	<b>45.026</b>	<b>3.022</b>	8 1'48.455
20	<b>55 MINELLI</b> Marco	ITA	Minelli Marco		Tatuus FR 2000 Renault	F2IT	14	28'01.553	<b>1 Giro</b>	<b>1 Giro</b>	8 1'50.907
21	<b>20 SISKA</b> Robert	USA	Europol Competition	Europol Competition	Tatuus FR 2000 Renault	REMUS	14	28'04.893	<b>1 Giro</b>	<b>3.340</b>	6 1'51.381
22	<b>82 MUNGER</b> Florian	AUT	Jo Zeller Racing	Jo Zeller Racing	Tatuus FR 2000 Renault	REMUS	14	28'06.541	<b>1 Giro</b>	<b>1.648</b>	14 1'50.605
23	<b>78 NERI</b> Jean Luc	FRA	Neri Jean Luc		F3 Dallara F311	REMUS	14	28'21.177	<b>1 Giro</b>	<b>14.636</b>	2 1'55.504
24	<b>24 VENICA</b> Giorgio	ITA	Venica Giorgio		F3 Dallara F308 Volkswag	F2IT	13	24'16.639	<b>2 Giri</b>	<b>1 Giro</b>	9 1'43.129
----- Non Classificati: -----											
RIT	<b>23 PORRI</b> Federico	ITA	Porri Federico	Team PAVE Motorsport	F3 Dallara F308 Fiat	F2IT	9	16'21.646	<b>6 Giri</b>		9 1'46.452

Partenti:: 25 Non Partiti:: 0 Ritirati:: 1 Non Classificati:: 0 Classificati:: 24 Esclusi:: 0  
 Giro Veloce N. 7 Num. 21 Alessandro Bracalente Tempo 1'40.284 Media. 176,224 Km/h

Umidità	66%	Aria	27°C
Condizioni	Dry	Pista	35°C

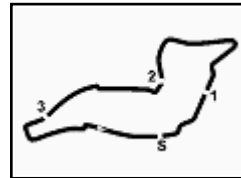
Direttore di Gara : Ghinassi Massimiliano

29/07/2018 Inizio 09:03 Fine 09:31

Esposta alle: .....

Servizio elaborazione dati e cronometraggio a cura della Federazione Italiana Cronometristi - A.S.D. di Imola  
 www.ficr.it





Enzo e Dino Ferrari 4.909 m

## Aci Racing Weekend, 27-28-29 Luglio 2018

### F2000 Italian Trophy - Classifica di Classe Definitiva Gara 2

#### F2000 IT

Giri 15 = 73,635 km - Media 161,613 km/h - Tempo di gara 27'20.253

Num.	Conducente	Naz.	Concorrente	Scuderia	Auto	Giri	Tempo	Dist.	Rel.	Giro Veloce
1	<b>21 BRACALENTE</b> Alessandro	ITA	Bracalente Alessandro	Team PAVE Motorsport	F3 Dallara F312 Volkswag	15	27'20.253			7 <b>1'40.284</b>
2	<b>51 PELLEGRINI</b> Bernardo	ITA	Pellegrini Bernardo		F3 Dallara F308 Toyota	15	27'27.592	<b>7.339</b>	<b>7.339</b>	9 1'40.862
3	<b>29 PAPAEO</b> Renato	ITA	Papaleo Renato	Twister Italia	F3 Dallara F308 Fiat FTP	15	27'30.117	<b>9.864</b>	<b>2.525</b>	7 1'41.566
4	<b>777 PELLEGRINO</b> Antonino	ITA	Pellegrino Antonino	Twister Italia	F3 Dallara F311 FIA Volks	15	27'30.323	<b>10.070</b>	<b>0.206</b>	5 1'41.621
5	<b>8 RASERO</b> Dino	ITA	Rasero Dino		F3 Dallara F310 FIA Volks	15	27'32.756	<b>12.503</b>	<b>2.433</b>	14 1'41.967
6	<b>46 PEREGO</b> Riccardo	ITA	Perego Riccardo	Twister Italia	F3 Dallara F308 Fiat	15	27'38.482	<b>18.229</b>	<b>5.726</b>	8 1'42.689
7	<b>2 LATTANZI</b> Gianpaolo	ITA	Lattanzi Gianpaolo	Twister Italia	F3 Dallara F308 Fiat FTP	15	27'42.703	<b>22.450</b>	<b>4.221</b>	14 1'43.233
8	<b>14 BENALLI</b> Andrea	ITA	Benalli Andrea		F3 Dallara F308 Volkswag	15	27'44.324	<b>24.071</b>	<b>1.621</b>	15 1'42.992
9	<b>5 MILANI</b> Enrico	ITA	Milani Enrico	Twister Italia	F3 Dallara F308 Fiat FTP	15	27'45.067	<b>24.814</b>	<b>0.743</b>	15 1'42.732
10	<b>16 BOTTIROLI</b> Antoine	CHE	Bottiroli Antoine	Twister Italia	F3 Dallara F312 Mercedes	15	27'55.039	<b>34.786</b>	<b>9.972</b>	8 1'42.480
11	<b>4 VAGAGGINI</b> Paolo	ITA	Vagaggini Paolo	Twister Italia	F3 Dallara F308 Fiat FTP	15	27'59.120	<b>38.867</b>	<b>4.081</b>	9 1'46.012
12	<b>37 MARTUCCI</b> Luca	ITA	Martucci Luca		F3 Dallara F308 Fia Volks	15	28'02.257	<b>42.004</b>	<b>3.137</b>	15 1'48.784
13	<b>55 MINELLI</b> Marco	ITA	Minelli Marco		Tatuus FR 2000 Renault	14	28'01.553	<b>1 Giro</b>	<b>1 Giro</b>	8 1'50.907
14	<b>24 VENICA</b> Giorgio	ITA	Venica Giorgio		F3 Dallara F308 Volkswag	13	24'16.639	<b>2 Giri</b>	<b>1 Giro</b>	9 1'43.129

#### Non Classificati:

RIT	<b>23 PORRI</b> Federico	ITA	Porri Federico	Team PAVE Motorsport	F3 Dallara F308 Fiat	9	16'21.646	<b>6 Giri</b>		9 1'46.452
-----	--------------------------	-----	----------------	----------------------	----------------------	---	-----------	---------------	--	------------

Partenti:: 15 Non Partiti:: 0 Ritirati:: 1 Non Classificati:: 0 Classificati:: 14 Esclusi:: 0

Giro Veloce N. 7 Num. 21 Alessandro Bracalente Tempo 1'40.284 Media. 176,224 Km/h

#### Remus

Giri 15 = 73,635 km - Media 160,842 km/h - Tempo di gara 27'28.111

Num.	Conducente	Naz.	Concorrente	Scuderia	Auto	Giri	Tempo	Dist.	Rel.	Giro Veloce
1	<b>44 ZELLER</b> Sandro	CHE	Jo Zeller Racing	Jo Zeller Racing	F3 Dallara F306 FIA Volks	15	27'28.111			7 <b>1'40.789</b>
2	<b>3 TOBLER</b> Marcel	CHE	Jo Zeller Racing	Jo Zeller Racing	F3 Dallara F308 Mercedes	15	27'36.408	<b>8.297</b>	<b>8.297</b>	7 1'42.426
3	<b>11 BOHLEN</b> Kurt	CHE	Franz Woss Racing	Franz Woss Racing	F3 Dallara F309 Volkswag	15	27'38.550	<b>10.439</b>	<b>2.142</b>	8 1'42.560
4	<b>212 BRAINIK</b> Paolo	ITA	Brainik Paolo		F3 Dallara F308 Fia Volks	15	27'39.030	<b>10.919</b>	<b>0.480</b>	15 1'42.449
5	<b>99 COLA</b> Andrea	ITA	Cola Andrea		F3 Dallara F312 FIA Merc	15	27'39.659	<b>11.548</b>	<b>0.629</b>	15 1'42.396
6	<b>999 PENZES</b> Attila	HUN	Penzes Attila	Magyar Racing Team	F3 Dallara F397 Opel	15	27'58.762	<b>30.651</b>	<b>19.103</b>	9 1'46.761
7	<b>10 IANNACONE</b> Luca	ITA	Franz Woss Racing	Franz Woss Racing	F3 Dallara F306 Volkswag	15	28'05.279	<b>37.168</b>	<b>6.517</b>	8 1'48.455
8	<b>20 SSKA</b> Robert	USA	Europol Competition	Europol Competition	Tatuus FR 2000 Renault	14	28'04.893	<b>1 Giro</b>	<b>1 Giro</b>	6 1'51.381
9	<b>82 MUNGER</b> Florian	AUT	Jo Zeller Racing	Jo Zeller Racing	Tatuus FR 2000 Renault	14	28'06.541	<b>1 Giro</b>	<b>1.648</b>	14 1'50.605
10	<b>78 NERI</b> Jean Luc	FRA	Neri Jean Luc		F3 Dallara F311	14	28'21.177	<b>1 Giro</b>	<b>14.636</b>	2 1'55.504

Partenti:: 10 Non Partiti:: 0 Ritirati:: 0 Non Classificati:: 0 Classificati:: 10 Esclusi:: 0

Giro Veloce N. 7 Num. 44 Sandro Zeller Tempo 1'40.789 Media. 175,341 Km/h

Umidità	66%	Aria	27°C
Condizioni	Dry	Pista	35°C

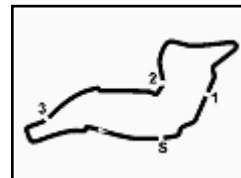
Direttore di Gara : Ghinassi Massimiliano

29/07/2018 Inizio 09:03 Fine 09:31

Esposta alle: .....

Servizio elaborazione dati e cronometraggio a cura della Federazione Italiana Cronometristi - A.S.D. di Imola  
www.ficr.it





# Aci Racing Weekend, 27-28-29 Luglio 2018

## F2000 Italian Trophy - Analisi Tempi Gara 2

Start at 9:02:59.266

1 / 3

2 LATTANZI G. (1'43.233)								
Giro	Seg. 1	Seg. 2	Seg. 3	Seg. 4	Seg. 5	T. Giro	km/h	Local Time
1	10.099	18.571	35.594	30.769	18.555	1'53.588	189.8	9:04'52.854
2	7.379	15.733	33.699	29.813	18.235	1'44.859	241.5	9:06'37.713
3	7.391	15.442	33.500	29.845	18.460	1'44.638	242.0	9:08'22.351
4	7.436	15.908	34.209	30.199	18.586	1'46.338	239.3	9:10'08.689
5	7.471	15.211	33.668	29.441	18.257	1'44.048	238.8	9:11'52.737
6	7.513	16.522	33.863	29.468	19.178	1'46.544	237.2	9:13'39.281
7	7.424	15.504	33.490	29.659	18.316	1'44.393	240.9	9:15'23.674
8	7.461	15.314	33.199	29.464	18.151	1'43.589	240.4	9:17'07.263
9	7.517	15.266	33.112	29.403	18.118	1'43.416	238.3	9:18'50.679
10	7.507	15.420	33.225	31.642	18.255	1'46.409	236.7	9:20'36.728
11	7.558	16.364	35.217	30.847	19.474	1'49.460	235.7	9:22'26.188
12	9.731	35.028	1'00.653	54.270	20.285	2'59.967	152.8	9:25'26.155
13	7.470	16.047	34.633	31.432	18.682	1'48.264	240.4	9:27'14.419
14	7.475	15.229	32.995	29.396	18.137	1'43.233	239.3	9:28'57.652
15	7.460	15.217	33.116	29.848	18.577	1'44.317	239.9	9:30'41.969

3 TOBLER M. (1'42.426)								
Giro	Seg. 1	Seg. 2	Seg. 3	Seg. 4	Seg. 5	T. Giro	km/h	Local Time
1	9.424	18.557	35.403	30.451	18.280	1'52.115	182.4	9:04'51.381
2	7.346	15.409	33.672	30.039	18.217	1'44.683	242.0	9:06'36.064
3	7.317	15.390	33.380	29.846	17.959	1'43.892	243.1	9:08'19.956
4	7.279	15.191	33.125	29.632	18.029	1'43.256	244.8	9:10'03.212
5	7.339	15.113	32.877	29.515	17.854	1'42.698	242.6	9:11'45.910
6	7.320	15.102	33.243	29.581	17.881	1'43.127	242.6	9:13'29.037
7	7.342	15.110	32.820	29.428	17.726	1'42.426	242.6	9:15'11.463
8	7.273	15.087	32.897	29.400	18.147	1'42.804	244.8	9:16'54.267
9	7.315	15.020	32.769	29.622	18.024	1'42.750	243.1	9:18'37.017
10	7.343	14.997	32.883	29.403	17.866	1'42.492	241.5	9:20'19.509
11	7.494	19.275	35.167	32.769	23.641	1'58.346	204.5	9:22'17.855
12	12.306	34.591	1'02.532	55.069	20.352	3'04.850	149.0	9:25'22.705
13	7.482	16.094	35.774	29.686	17.930	1'46.966	244.2	9:27'09.671
14	7.414	15.014	33.043	29.543	17.939	1'42.953	239.3	9:28'52.624
15	7.423	15.094	32.939	29.644	17.950	1'43.050	238.8	9:30'35.674

4 VAGAGGINI P. (1'46.012)								
Giro	Seg. 1	Seg. 2	Seg. 3	Seg. 4	Seg. 5	T. Giro	km/h	Local Time
1	11.543	19.937	38.671	34.643	20.351	2'05.145	175.9	9:05'04.411
2	7.393	16.206	37.309	31.805	19.442	1'52.155	243.1	9:06'56.566
3	7.513	16.695	35.444	31.076	18.935	1'49.663	235.7	9:08'46.229
4	7.432	15.683	36.010	31.588	18.801	1'49.514	239.9	9:10'35.743
5	7.330	16.300	34.487	30.720	18.420	1'47.257	242.6	9:12'23.000
6	7.414	15.755	34.738	32.298	19.519	1'49.724	240.4	9:14'12.724
7	7.681	16.185	35.896	31.136	19.189	1'50.087	227.3	9:16'02.811
8	7.445	15.882	34.245	30.269	18.415	1'46.256	239.9	9:17'49.067
9	7.484	15.482	34.358	30.344	18.344	1'46.012	237.8	9:19'35.079
10	7.486	16.285	34.567	31.112	18.985	1'48.435	237.8	9:21'23.514
11	7.713	17.561	35.079	31.292	19.183	1'50.828	228.2	9:23'14.342
12	7.679	16.643	37.801	35.656	22.142	2'17.921	222.6	9:25'32.263
13	7.613	16.034	34.485	30.745	19.129	1'48.006	238.3	9:27'20.289
14	7.322	16.554	36.492	31.803	18.158	1'50.329	244.2	9:29'10.598
15	7.375	15.732	34.709	31.206	18.766	1'47.788	241.5	9:30'58.386

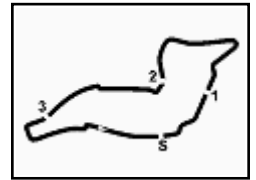
5 MILANI E. (1'42.732)								
Giro	Seg. 1	Seg. 2	Seg. 3	Seg. 4	Seg. 5	T. Giro	km/h	Local Time
1	10.757	18.272	35.546	32.277	19.469	1'56.321	190.5	9:04'55.587
2	7.439	15.935	33.691	30.716	18.533	1'46.314	242.6	9:06'41.901
3	7.421	15.471	33.336	29.870	18.355	1'44.453	240.9	9:08'26.354
4	7.424	15.321	33.025	29.801	18.331	1'43.902	240.9	9:10'10.256
5	7.317	15.473	33.421	29.707	18.193	1'44.111	244.2	9:11'54.367
6	7.365	15.357	33.942	29.744	18.666	1'45.074	242.0	9:13'39.441
7	7.317	15.729	33.647	29.717	18.169	1'44.579	236.2	9:15'24.020
8	7.349	15.272	33.416	29.607	18.043	1'43.687	243.6	9:17'07.707
9	7.373	15.243	33.268	29.678	18.185	1'43.747	241.5	9:18'51.454
10	7.484	15.577	33.724	33.346	20.076	1'50.207	237.2	9:20'41.661
11	10.122	20.333	36.417	31.753	19.168	1'57.793	165.9	9:22'39.454
12	9.692	24.987	59.910	53.822	20.224	2'48.635	154.8	9:25'28.089
13	7.352	15.379	34.739	32.288	18.186	1'47.944	243.1	9:27'16.033
14	7.356	16.508	33.771	29.771	18.162	1'45.568	230.2	9:29'01.601
15	7.404	15.153	32.740	29.378	18.057	1'42.732	242.0	9:30'44.333

8 RASERO D. (1'41.967)								
Giro	Seg. 1	Seg. 2	Seg. 3	Seg. 4	Seg. 5	T. Giro	km/h	Local Time
1	10.054	17.885	34.642	30.380	18.312	1'51.273	192.1	9:04'50.539
2	7.240	15.859	33.519	29.823	18.324	1'44.765	248.1	9:06'35.304
3	7.289	15.113	32.723	29.370	18.540	1'43.035	247.0	9:08'18.339

4	7.250	15.067	32.989	29.418	18.177	1'42.901	242.0	9:10'01.240
5	7.271	15.151	32.836	29.149	17.987	1'42.394	242.0	9:11'43.634
6	7.260	14.978	33.296	30.142	18.210	1'43.886	239.9	9:13'27.520
7	7.287	14.988	32.876	29.322	18.034	1'42.507	241.5	9:15'10.027
8	7.270	14.958	32.972	29.169	17.911	1'42.280	242.6	9:16'52.307
9	7.261	14.943	33.179	30.360	18.004	1'43.747	241.5	9:18'36.054
10	7.285	14.944	32.862	29.490	18.051	1'42.632	243.1	9:20'18.686
11	7.299	18.777	35.176	33.078	23.705	1'58.035	239.9	9:22'16.721
12	11.818	35.180	1'02.408	55.537	20.891	3'05.834	171.2	9:25'22.555
13	7.492	15.503	34.149	29.752	17.968	1'44.864	242.0	9:27'07.419
14	7.243	14.884	32.504	29.309	18.027	1'41.967	242.0	9:28'49.386
15	7.214	14.968	32.814	29.404	18.236	1'42.636	243.1	9:30'32.022

10 IANNAcone L. (1'48.455)								
Giro	Seg. 1	Seg. 2	Seg. 3	Seg. 4	Seg. 5	T. Giro	km/h	Local Time
1	12.090	20.203	38.293	32.755	19.636	2'02.977	197.4	9:05'02.243
2	7.536	16.587	36.125	31.600	19.320	1'51.168	237.2	9:06'53.411
3	7.524	17.278	36.237	31.482	19.143	1'51.664	236.2	9:08'45.075
4	7.513	16.354	36.117	31.108	19.271	1'50.363	237.8	9:10'35.438
5	7.533	16.956	35.386	31.111	19.034	1'50.020	236.7	9:12'25.458
6	7.517	16.095	35.194	31.098	19.076	1'48.980	236.7	9:14'14.438
7	7.506	15.973	35.024	31.236	19.207	1'48.946	238.3	9:16'03.384
8	7.527	16.151	35.079	30.797	18.901	1'48.455	237.2	9:17'51.839
9	7.392	16.252	35.001	30.922	19.118	1'48.685	238.3	9:19'40.524
10	7.550	16.427	36.716	32.174	19.406	1'52.273	235.2	9:21'32.797
11	7.606	17.710	35.684	31.150	19.401	1'51.551	232.1	9:23'24.348
12	7.611	16.687	35.410	47.003	21.789	2'08.500	233.7	9:25'32.848
13	7.454	16.988	35.534	31.222	19.496	1'50.694	235.2	9:27'23.544
14	7.461	17.248	35.326	31.023	19.977	1'51.035	239.3	9:29'14.577
15	7.452	16.082	35.178	31.796	19.460	1'49.968	239.3	9:31'04.545

11 BOHLEN K. (1'42.560)								
Giro	Seg. 1	Seg. 2	Seg. 3	Seg. 4	Seg. 5	T. Giro	km/h	Local Time
1	9.769	18.591	35.464	30.482	18.561	1'52.867	176.8	9:04'52.133
2	7.274	15.889	33.536	29.790	18.277	1'44.766	244.8	9:06'36.899
3	7.258	15.431	33.179	29.650	18.119	1'43.637	245.9	9:08'20.536
4	7.200	15.387	32.938	29.633	18.186	1'43.344	248.7	9:10'03.880
5	7.247	15.359	33.254	29.733	17.988	1'43.581	246.4	9:11'47.461
6	7.301	15.404	32.782	29.602	17.995	1'43.084	244.2	9:13'30.545
7	7.320	15.215	32.835	29.352	18.035	1'42.757	243.1	9:15'13.302
8	7.319	15.219	32.857	29.310	17.855	1'42.560	243.6	9:16'55.862
9	7.299	15.347	32.844	29.602	18.040	1'43.132	242.6	9:18'38.994
10	7.279	15.651	33.301	29.609	17.874	1'43.714	244.8	9:20'22.708
11	7.302	18.583	36.301	31.482	23.129	1'56.797	243.1	9:22'19.505
12	12.482	34.397	1'02.438	54.708	19.908	3'03.933	154.8	9:25'23.438
13	7.364	16.710	35.577	29.852	17.998	1'47.501	229.2	9:27'10.939
14	7.233	1						



# Aci Racing Weekend, 27-28-29 Luglio 2018

## F2000 Italian Trophy - Analisi Tempi Gara 2

Enzo e Dino Ferrari 4.909 m

Start at 9:02:59.266

2 / 3

11	7.537	18.043	34.779	32.908	23.548	1'56.815	235.2	9:22'18.709
12	11.944	34.899	1'02.470	54.773	20.369	3'04.455	155.2	9:25'23.164
13	7.451	15.915	37.416	32.749	19.336	1'52.867	<b>240.4</b>	9:27'16.031
14	7.493	16.759	34.022	29.882	18.186	1'46.342	239.9	9:29'02.373
15	7.434	15.203	36.412	33.708	19.175	1'51.932	239.9	9:30'54.305

### 20 SISKAR. (1'51.381)

Giro	Seg. 1	Seg. 2	Seg. 3	Seg. 4	Seg. 5	T. Giro	km/h	Local Time
1	12.783	20.996	38.529	33.080	20.126	2'05.514	186.2	9:05'04.780
2	<b>7.479</b>	16.599	36.835	32.461	19.320	1'52.694	231.2	9:06'57.474
3	7.577	16.703	37.048	31.881	19.492	1'52.701	235.2	9:08'50.175
4	7.569	16.358	36.943	31.957	19.388	1'52.215	237.8	9:10'42.390
5	7.545	16.498	37.136	32.070	19.518	1'52.767	237.2	9:12'35.157
6	7.669	16.378	36.394	<b>31.737</b>	19.203	1'51.381	234.2	9:14'26.538
7	7.614	16.536	<b>36.231</b>	31.891	19.212	1'51.484	236.2	9:16'18.022
8	7.599	16.497	36.294	32.255	19.355	1'52.000	236.2	9:18'10.022
9	7.633	<b>16.194</b>	36.409	32.415	19.694	1'52.345	234.7	9:20'02.367
10	7.668	17.965	42.275	36.203	22.666	2'06.777	230.7	9:22'09.144
11	13.487	36.169	1'03.354	56.549	21.335	3'10.894	110.1	9:25'20.038
12	7.663	18.190	39.007	34.476	19.786	1'59.122	228.7	9:27'19.160
13	7.564	16.450	36.702	33.276	<b>19.194</b>	1'53.186	237.8	9:29'12.346
14	7.518	16.507	36.487	31.876	19.425	1'51.813	<b>238.3</b>	9:31'04.159

### 21 BRACALENTE A. (1'40.284)

Giro	Seg. 1	Seg. 2	Seg. 3	Seg. 4	Seg. 5	T. Giro	km/h	Local Time
1	8.764	17.028	33.918	29.766	18.258	1'47.734	177.9	9:04'47.000
2	<b>7.347</b>	15.111	33.452	29.175	17.858	1'42.943	<b>244.2</b>	9:06'29.943
3	7.469	15.040	32.087	29.186	17.902	1'41.684	238.8	9:08'11.627
4	7.453	14.824	32.090	28.917	17.794	1'41.078	238.8	9:09'52.705
5	7.439	14.800	31.854	29.058	17.735	1'40.886	238.8	9:11'33.591
6	7.447	14.842	31.978	28.682	<b>17.518</b>	1'40.467	238.8	9:13'14.058
7	7.427	14.835	<b>31.776</b>	<b>28.597</b>	17.649	<b>1'40.284</b>	239.3	9:14'54.342
8	7.387	14.713	32.511	28.693	17.675	1'40.979	240.9	9:16'35.321
9	7.406	<b>14.676</b>	31.862	29.461	17.716	1'41.121	239.9	9:18'16.442
10	7.411	14.811	32.088	29.261	18.132	1'41.703	238.3	9:19'58.145
11	7.438	15.381	36.013	39.119	24.299	2'02.250	238.3	9:22'00.395
12	17.660	36.744	1'03.848	57.509	19.690	3'15.451	84.1	9:25'15.846
13	7.508	15.174	32.218	28.879	17.783	1'41.562	235.7	9:26'57.408
14	7.446	14.841	31.878	28.756	17.744	1'40.665	238.8	9:28'38.073
15	7.422	14.901	32.160	29.133	17.830	1'41.446	239.3	9:30'19.519

### 23 PORRI F. (1'46.452)

Giro	Seg. 1	Seg. 2	Seg. 3	Seg. 4	Seg. 5	T. Giro	km/h	Local Time
1	11.715	20.044	36.820	31.269	19.026	1'58.874	200.3	9:04'58.140
2	<b>7.405</b>	16.072	35.352	30.875	18.789	1'48.493	240.9	9:06'46.633
3	7.439	15.936	34.942	30.957	18.581	1'47.855	240.9	9:08'34.488
4	7.426	15.777	34.622	33.869	18.874	1'50.568	<b>241.5</b>	9:10'25.056
5	7.486	16.161	34.952	31.032	18.807	1'48.438	238.8	9:12'13.494
6	7.512	15.800	34.571	30.795	<b>18.476</b>	1'47.154	237.2	9:14'00.648
7	7.507	15.666	34.411	30.894	18.671	1'47.149	238.3	9:15'47.797
8	7.502	<b>15.602</b>	34.650	<b>30.412</b>	18.497	1'46.663	238.3	9:17'34.460
9	7.504	15.683	<b>34.120</b>	30.433	18.712	<b>1'46.452</b>	237.2	9:19'20.912

### 24 VENICA G. (1'43.129)

Giro	Seg. 1	Seg. 2	Seg. 3	Seg. 4	Seg. 5	T. Giro	km/h	Local Time
1	11.187	19.751	36.376	30.930	18.652	1'56.896	183.0	9:04'56.162
2	7.420	16.339	34.653	30.321	18.162	1'46.895	224.0	9:06'43.057
3	<b>7.054</b>	15.819	34.523	29.752	18.137	1'45.285	251.0	9:08'28.342
4	7.070	15.321	33.511	29.665	18.094	1'43.661	<b>251.6</b>	9:10'12.003
5	7.169	15.361	33.214	29.494	18.081	1'43.319	247.6	9:11'55.323
6	7.140	15.428	33.637	29.787	18.678	1'44.670	246.4	9:13'39.992
7	7.110	15.725	33.654	29.901	17.955	1'44.345	249.8	9:15'24.337
8	7.174	16.529	<b>33.048</b>	29.585	17.836	1'44.172	238.3	9:17'08.509
9	7.150	<b>15.232</b>	33.256	<b>29.465</b>	18.026	<b>1'43.129</b>	247.0	9:18'51.638
10	7.146	15.513	33.084	32.347	20.680	1'48.770	<b>251.6</b>	9:20'40.408
11	9.868	18.595	36.851	32.488	20.556	1'58.358	182.7	9:22'38.766
12	9.528	24.628	1'00.263	54.086	19.621	2'48.126	176.5	9:25'26.892
13	7.201	16.142	35.035	31.806	18.829	1'49.013	235.7	9:27'15.905

### 29 PAPALETTO R. (1'41.566)

Giro	Seg. 1	Seg. 2	Seg. 3	Seg. 4	Seg. 5	T. Giro	km/h	Local Time
1	9.507	17.287	34.248	30.277	18.073	1'49.392	188.1	9:04'48.658
2	7.126	15.346	33.247	29.601	17.984	1'43.304	247.6	9:06'31.962
3	7.166	15.056	32.911	29.403	17.936	1'42.472	249.8	9:08'14.434
4	<b>7.096</b>	<b>14.889</b>	32.901	29.322	<b>17.771</b>	1'41.979	<b>252.2</b>	9:09'56.413
5	7.106	14.986	32.659	29.140	18.027	1'41.918	251.6	9:11'38.331
6	7.156	15.069	32.540	29.408	17.812	1'41.985	250.4	9:13'20.316
7	7.186	14.905	<b>32.465</b>	<b>29.109</b>	17.901	<b>1'41.566</b>	248.1	9:15'01.882

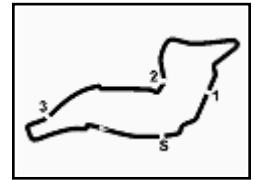
8	7.191	14.932	32.878	29.344	18.132	1'42.477	248.7	9:16'44.359
9	7.248	15.027	32.815	29.376	17.927	1'42.393	245.9	9:18'26.752
10	7.246	15.144	32.885	29.276	17.900	1'42.451	244.8	9:20'09.203
11	7.276	15.595	40.144	36.843	24.846	2'04.704	244.8	9:22'13.907
12	11.491	35.926	1'03.322	55.153	20.399	3'06.291	141.6	9:25'20.198
13	7.516	17.152	33.340	29.121	17.823	1'44.952	239.9	9:27'05.150
14	7.190	14.959	32.587	29.241	18.041	1'42.018	249.3	9:28'47.168
15	7.205	14.910	32.869	29.221	18.010	1'42.215	248.1	9:30'29.383

### 37 MARTUCCI L. (1'48.784)

Giro	Seg. 1	Seg. 2	Seg. 3	Seg. 4	Seg. 5	T. Giro	km/h	Local Time
1	11.523	20.222	38.108	31.818	19.180	2'00.851	194.2	9:05'00.117
2	7.652	16.093	35.054	31.626	19.268	1'49.693	233.1	9:06'49.810
3	7.713	16.297	35.013	31.332	19.196	1'49.551	230.7	9:08'39.361
4	7.697	<b>15.957</b>	35.522	31.916	19.440	1'50.532	230.2	9:10'29.893
5	7.783	16.246	36.242	31.697	19.377	1'51.345	228.2	9:12'21.238
6	7.750	16.073	35.678	32.243	19.522	1'51.266	228.2	9:14'12.504
7	7.735	16.089	35.577	31.475	19.402	1'50.278	229.7	9:16'02.782
8	7.711	16.033	34.825	<b>31.141</b>	19.085	1'48.759	232.6	9:17'51.577
9	7.719	16.776	35.366	31.154	19.043	1'50.058	228.2	9:19'41.635
10	7.713	16.213	36.003	32.797	19.441	1'52.167	228.7	9:21'33.802
11	7.799	17.044	35.545	31.599	19.314	1'51.301	226.8	9:23'25.103
12	7.769	16.106	35.409	46.924	21.812	2'08.020	227.7	9:25'33.123
13	7.488	17.092	35.411	31.468	19.053	1'50.512	<b>237.8</b>	9:27'23.635
14	<b>7.432</b>	16.061	<b>34.695</b>	31.504	19.412	1'49.104	235.7	9:29'12.739
15	7.565	16.045	34.957	31.339	<b>18.878</b>	<b>1'48.784</b>	234.7	9:31'01.523

### 44 ZELLER S. (1'40.789)

Giro	Seg. 1	Seg. 2	Seg. 3	Seg. 4	Seg. 5	T. Giro	km/h	Local Time
1	8.842	17.263	33.978	30.132	18.249	1'48.464	181.2	9:04'47.730
2	7.301	15.364	33.439	29.479	18.065	1'43.648	244.8	9:06'31.378
3	7.211	15.072	32.863	29.478	17.864	1'42.488	247.0	9:08'13.866
4	7.188	14.947	32.711	29.331	17.839	1'42.016	248.1	9:09'55.882
5	7.217	14.941	32.562	29.071	17.868	1'41.659	247.0	9:11'37.541
6	7.238	14.884	32.510	29.088	17.722	1'41.442	245.3	9:13'18.983
7	7.232	<b>14.808</b>	32.426	28.746	<b>17.577</b>	<b>1'40.789</b>	247.0	9:14'59.772
8	<b>7.135</b>	14.905	32.662	29.754	17.763	1'42.219	<b>249.8</b>	9:16'41.991
9	7.246	14.916	32.323	28.788	17.645	1'40.918	245.3	9:18'22.909
10	7.295	16.074	<b>32.227</b>	<b>28.716</b>	17.682	1'41.994	244.2	9:20'04.903
11	7.329	16.421	42.569	37.149	23.912	2'07.380	232.1	9:22'12.283
12	11.893	35.890	1'02.959	56.127	20.951	3'07.820	134.6	9:25'20.103
13	7.445	17.155	32.832	28.954	17.749	1'44.135	239.9	9:27'0



Enzo e Dino Ferrari 4.909 m

## Aci Racing Weekend, 27-28-29 Luglio 2018

### F2000 Italian Trophy - Analisi Tempi Gara 2

Start at 9:02'59.266

3 / 3

15 7.297 14.984 32.978 29.608 17.928 1'42.795 244.2 9:30'26.858

#### 55 MINELLI M. (1'50.907)

Giro	Seg. 1	Seg. 2	Seg. 3	Seg. 4	Seg. 5	T. Giro	km/h	Local Time
1	12.343	20.958	38.503	32.467	19.292	2'03.563	181.2	9:05'02.829
2	7.362	17.252	37.231	31.752	20.108	1'53.705	244.8	9:06'56.534
3	7.437	17.457	36.897	31.295	19.211	1'52.297	243.1	9:08'48.831
4	<b>7.340</b>	16.820	37.486	32.050	19.275	1'52.971	<b>245.3</b>	9:10'41.802
5	7.357	16.689	36.899	31.359	19.048	1'51.352	244.2	9:12'33.154
6	7.397	17.050	36.638	31.449	19.151	1'51.685	242.6	9:14'24.839
7	7.378	17.159	<b>36.432</b>	31.184	19.108	1'51.261	243.6	9:16'16.100
8	7.401	16.658	36.648	31.152	19.048	<b>1'50.907</b>	242.6	9:18'07.007
9	7.410	<b>16.315</b>	36.559	31.456	19.593	1'51.333	241.5	9:19'58.340
10	7.534	17.440	43.652	37.026	23.133	2'08.785	242.6	9:22'07.125
11	13.746	35.729	1'03.651	56.992	21.472	3'11.590	92.5	9:25'18.715
12	7.988	17.897	38.979	31.910	20.097	1'56.871	220.8	9:27'15.586
13	7.392	18.892	37.291	<b>31.035</b>	19.092	1'53.702	243.6	9:29'09.288
14	7.363	17.026	36.731	31.568	<b>18.843</b>	1'51.531	<b>245.3</b>	9:31'00.819

#### 78 NERI J. (1'55.504)

Giro	Seg. 1	Seg. 2	Seg. 3	Seg. 4	Seg. 5	T. Giro	km/h	Local Time
1	14.272	20.359	39.020	33.903	19.719	2'07.273	191.5	9:05'06.539
2	7.640	17.616	37.385	33.099	19.764	<b>1'55.504</b>	225.8	9:07'02.043
3	7.623	17.521	37.319	33.057	20.020	1'55.540	230.7	9:08'57.583
4	7.659	17.609	37.470	33.194	20.401	1'56.333	<b>234.7</b>	9:10'53.916
5	7.721	17.010	38.033	33.300	20.115	1'56.179	233.7	9:12'50.095
6	7.747	17.243	37.633	33.497	20.475	1'56.595	233.1	9:14'46.690
7	7.783	17.433	39.327	34.007	<b>19.698</b>	1'58.248	232.1	9:16'44.938
8	7.880	<b>16.717</b>	<b>37.069</b>	35.547	20.144	1'57.357	227.3	9:18'42.295
9	<b>7.614</b>	17.816	38.705	36.236	20.396	2'00.767	231.8	9:20'43.062
10	9.921	19.919	38.583	34.153	20.596	2'03.172	178.2	9:22'46.234
11	8.016	21.847	58.779	54.338	22.694	2'45.674	188.5	9:25'31.908
12	8.170	18.998	37.077	<b>32.887</b>	19.896	1'57.028	194.6	9:27'28.936
13	7.651	17.438	37.316	32.915	20.352	1'55.672	229.2	9:29'24.608
14	7.660	17.124	37.546	33.006	20.499	1'55.835	<b>234.7</b>	9:31'20.443

#### 82 MUNGER F. (1'50.605)

Giro	Seg. 1	Seg. 2	Seg. 3	Seg. 4	Seg. 5	T. Giro	km/h	Local Time
1	13.016	21.155	38.639	32.970	20.086	2'05.866	193.2	9:05'05.132
2	7.583	16.788	36.673	32.744	19.899	1'53.687	<b>236.7</b>	9:06'58.819
3	7.730	16.756	36.830	32.821	19.787	1'53.924	232.1	9:08'52.743
4	7.756	16.719	36.533	32.278	19.426	1'52.712	231.2	9:10'45.455
5	7.742	16.510	38.459	32.541	19.637	1'54.889	230.7	9:12'40.344
6	7.778	16.540	36.315	31.989	19.483	1'52.105	229.7	9:14'32.449
7	7.750	<b>16.467</b>	36.977	33.459	19.924	1'54.577	231.2	9:16'27.026
8	7.807	16.916	36.919	33.023	19.842	1'54.507	228.7	9:18'21.533
9	7.807	17.870	36.688	32.014	19.664	1'54.043	228.2	9:20'15.576
10	7.779	18.469	37.168	33.015	24.270	2'00.701	228.2	9:22'16.277
11	11.353	35.388	1'02.786	55.504	21.124	3'06.155	172.0	9:25'22.432
12	8.051	19.491	37.878	32.218	19.453	1'57.091	203.7	9:27'19.523
13	<b>7.572</b>	18.310	36.206	32.761	20.830	1'55.679	230.2	9:29'15.202
14	7.655	16.504	<b>35.759</b>	<b>31.501</b>	<b>19.186</b>	<b>1'50.605</b>	234.2	9:31'05.807

#### 99 COLA A. (1'42.396)

Giro	Seg. 1	Seg. 2	Seg. 3	Seg. 4	Seg. 5	T. Giro	km/h	Local Time
1	10.692	20.043	35.517	30.623	19.080	1'55.955	194.9	9:04'55.221
2	7.571	15.278	33.446	30.211	18.496	1'45.002	235.2	9:06'40.223
3	7.596	16.116	33.146	29.741	18.189	1'44.788	233.7	9:08'25.011
4	7.527	15.192	33.154	29.675	18.961	1'44.509	237.2	9:10'09.520
5	7.481	15.633	32.951	29.717	18.272	1'44.054	243.1	9:11'53.574
6	7.493	15.790	33.353	29.494	18.811	1'44.941	237.2	9:13'38.515
7	7.616	15.580	33.069	30.063	18.146	1'44.474	237.8	9:15'22.989
8	7.503	15.067	32.760	29.535	<b>18.028</b>	1'42.893	238.3	9:17'05.882
9	7.523	15.050	32.555	29.387	18.212	1'42.727	235.7	9:18'48.609
10	7.528	14.950	32.675	29.762	18.253	1'43.168	234.7	9:20'31.777
11	8.220	17.694	33.948	30.437	20.337	1'50.636	206.8	9:22'22.413
12	11.846	35.528	1'01.078	53.896	19.477	3'01.825	129.2	9:25'24.238
13	<b>7.334</b>	16.334	35.556	30.538	18.946	1'48.708	243.1	9:27'12.946
14	7.429	16.074	<b>32.468</b>	29.424	18.188	1'43.583	<b>245.3</b>	9:28'56.529
15	7.516	<b>14.827</b>	32.511	<b>29.382</b>	18.160	<b>1'42.396</b>	236.2	9:30'38.925

#### 212 BRAINIK P. (1'42.449)

Giro	Seg. 1	Seg. 2	Seg. 3	Seg. 4	Seg. 5	T. Giro	km/h	Local Time
1	10.877	19.503	35.223	30.946	18.680	1'55.229	198.5	9:04'54.495
2	7.421	15.649	33.504	31.157	18.248	1'45.979	239.9	9:06'40.474
3	7.304	15.676	33.118	29.691	18.119	1'43.908	241.5	9:08'24.382
4	7.468	15.239	33.183	30.133	19.075	1'45.098	237.8	9:10'09.480
5	7.355	15.470	33.006	29.458	18.132	1'43.421	241.5	9:11'52.901

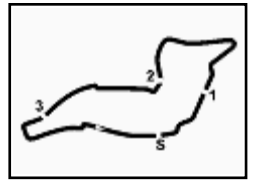
6	7.320	15.995	32.656	30.700	19.055	1'45.726	239.9	9:13'38.627
7	7.355	15.458	33.128	29.873	17.970	1'43.784	241.5	9:15'22.411
8	7.463	15.292	32.702	29.489	<b>17.892</b>	1'42.838	240.4	9:17'05.249
9	7.474	15.224	32.561	29.296	18.051	1'42.606	237.2	9:18'47.855
10	7.447	15.295	32.786	29.373	18.074	1'42.975	240.4	9:20'30.830
11	7.493	15.839	33.554	31.274	22.589	1'50.749	238.8	9:22'21.579
12	12.214	35.208	1'01.354	54.015	19.528	3'02.319	133.1	9:25'23.898
13	<b>7.232</b>	16.474	35.635	30.699	18.957	1'48.997	244.2	9:27'12.895
14	7.358	15.376	<b>32.424</b>	29.715	18.079	1'42.952	<b>244.8</b>	9:28'55.847
15	7.428	<b>15.086</b>	32.706	<b>29.194</b>	18.035	<b>1'42.449</b>	240.4	9:30'38.296

#### 777 PELLEGRINO A. (1'41.621)

Giro	Seg. 1	Seg. 2	Seg. 3	Seg. 4	Seg. 5	T. Giro	km/h	Local Time
1	9.019	17.480	34.068	30.376	18.311	1'49.254	182.4	9:04'48.520
2	7.336	15.597	33.173	29.948	18.166	1'44.220	240.9	9:06'32.740
3	7.250	15.084	32.925	29.705	17.973	1'42.937	245.9	9:08'15.677
4	7.279	15.000	32.499	29.432	17.903	1'42.113	244.8	9:09'57.790
5	7.263	14.867	<b>32.249</b>	29.317	17.925	<b>1'41.621</b>	245.3	9:11'39.411
6	7.223	14.888	32.320	29.369	17.936	1'41.736	246.4	9:13'21.147
7	7.228	14.913	32.385	29.415	17.871	1'41.812	246.4	9:15'02.959
8	7.234	<b>14.805</b>	32.790	29.303	17.975	1'42.107	247.0	9:16'45.066
9	7.252	14.873	32.522	29.482	17.908	1'42.037	244.8	9:18'27.103
10	7.143	15.053	32.924	29.591	17.812	1'42.523	<b>248.7</b>	9:20'09.626
11	7.196	15.912	40.577	36.662	24.881	2'05.228	241.5	9:22'14.854
12	11.736	35.546	1'02.967	55.448	19.873	3'05.570	141.6	9:25'20.424
13	7.442	17.190	33.411	<b>29.218</b>	17.908	1'45.169	230.7	9:27'05.593
14	7.176	14.870	32.606	29.316	<b>17.810</b>	1'41.778	247.6	9:28'47.371
15	<b>7.111</b>	15.040	32.848	29.355	17.864	1'42.218	248.1	9:30'29.589

#### 999 PENZES A. (1'46.761)

Giro	Seg. 1	Seg. 2	Seg. 3	Seg. 4	Seg. 5	T. Giro	km/h	Local Time
1	12.450	20.115	38.283	33.839	19.803	2'04.490	192.5	9:05'03.756
2	7.466	16.287	35.295	31.839	19.058	1'49.945	238.8	9:06'53.701
3	7.381	16.797	35.420	31.205	18.780	1'49.583	242.0	9:08'43.284
4	7.474	16.031	35.221	<b>30.493</b>	18.635	1'47.854	237.8	9:10'31.138
5	7.418	15.998	35.086	30.504	18.590	1'47.596	240.4	9:12'18.734
6	7.488	<b>15.669</b>	34.349	30.782	18.707	1'46.995	237.2	9:14'05.729
7	7.503	15.826	34.490	30.942	<b>18.424</b>	1'47.185	237.2	9:15'52.914
8	7.500	15.761	34.213	30.765	18.614	1'46.853	237.8	9:17'39.767
9	7.509	15.927	<b>34.003</b>	30.725	18.597	<b>1'46.761</b>	236.2	9:19'26.528
10	7.520	17.197	36.325	32.411	19.530	1'52.983	236.7	9:21'19.511
11	7.596	17.310	36.2					



# Aci Racing Weekend, 27-28-29 Luglio 2018

## F2000 Italian Trophy - Velocità Gara 2

Enzo e Dino Ferrari 4.909 m

### CLASSIFICA

1	21 BRACALENTE Alessandro	F3 Dallara F312 Volkswagen	Giri 15
2	51 PELLEGRINI Bernardo	F3 Dallara F308 Toyota	7.339
3	44 ZELLER Sandro	F3 Dallara F306 FIA Volkswagen	7.858
4	29 PAPALEO Renato	F3 Dallara F308 Fiat FTP	9.864
5	777 PELLEGRINO Antonino	F3 Dallara F311 FIA Volkswagen	10.070
6	8 RASERO Dino	F3 Dallara F310 FIA Volkswagen	12.503
7	3 TOBLER Marcel	F3 Dallara F308 Mercedes	16.155
8	46 PEREGO Riccardo	F3 Dallara F308 Fiat	18.229
9	11 BOHLEN Kurt	F3 Dallara F309 Volkswagen	18.297
10	212 BRAINIK Paolo	F3 Dallara F308 Fia Volkswagen	18.777
11	99 COLA Andrea	F3 Dallara F312 FIA Mercedes	19.406
12	2 LATTANZI Gianpaolo	F3 Dallara F308 Fiat FTP	22.450
13	14 BENALLI Andrea	F3 Dallara F308 Volkswagen	24.071
14	5 MILANI Enrico	F3 Dallara F308 Fiat FTP	24.814
15	16 BOTTIROLI Antoine	F3 Dallara F312 Mercedes	34.786
16	999 PENZES Attila	F3 Dallara F397 Opel	38.509
17	4 VAGAGGINI Paolo	F3 Dallara F308 Fiat FTP	38.867
18	37 MARTUCCI Luca	F3 Dallara F308 Fia Volkswagen	42.004
19	10 IANNAZONE Luca	F3 Dallara F306 Volkswagen	45.026
20	55 MINELLI Marco	Tatuus FR 2000 Renault	1 Giro
21	20 SISKI Robert	Tatuus FR 2000 Renault	1 Giro
22	82 MUNGER Florian	Tatuus FR 2000 Renault	1 Giro
23	78 NERI Jean Luc	F3 Dallara F311	1 Giro
24	24 VENICA Giorgio	F3 Dallara F308 Volkswagen	2 Giri
25	RIT 23 PORRI Federico	F3 Dallara F308 Fiat	6 Giri

### SPEED

1	29 PAPALEO Renato	F3 Dallara F308 Fiat FTP	252.2
2	24 VENICA Giorgio	F3 Dallara F308 Volkswagen	251.6
3	44 ZELLER Sandro	F3 Dallara F306 FIA Volkswagen	249.8
4	14 BENALLI Andrea	F3 Dallara F308 Volkswagen	249.8
5	11 BOHLEN Kurt	F3 Dallara F309 Volkswagen	248.7
6	777 PELLEGRINO Antonino	F3 Dallara F311 FIA Volkswagen	248.7
7	8 RASERO Dino	F3 Dallara F310 FIA Volkswagen	248.1
8	51 PELLEGRINI Bernardo	F3 Dallara F308 Toyota	247.6
9	55 MINELLI Marco	Tatuus FR 2000 Renault	245.3
10	99 COLA Andrea	F3 Dallara F312 FIA Mercedes	245.3
11	212 BRAINIK Paolo	F3 Dallara F308 Fia Volkswagen	244.8
12	3 TOBLER Marcel	F3 Dallara F308 Mercedes	244.8
13	5 MILANI Enrico	F3 Dallara F308 Fiat FTP	244.2
14	4 VAGAGGINI Paolo	F3 Dallara F308 Fiat FTP	244.2
15	999 PENZES Attila	F3 Dallara F397 Opel	244.2
16	21 BRACALENTE Alessandro	F3 Dallara F312 Volkswagen	244.2
17	46 PEREGO Riccardo	F3 Dallara F308 Fiat	243.6
18	2 LATTANZI Gianpaolo	F3 Dallara F308 Fiat FTP	242.0
19	23 PORRI Federico	F3 Dallara F308 Fiat	241.5
20	16 BOTTIROLI Antoine	F3 Dallara F312 Mercedes	240.4
21	10 IANNAZONE Luca	F3 Dallara F306 Volkswagen	239.3
22	20 SISKI Robert	Tatuus FR 2000 Renault	238.3
23	37 MARTUCCI Luca	F3 Dallara F308 Fia Volkswagen	237.8
24	82 MUNGER Florian	Tatuus FR 2000 Renault	236.7
25	78 NERI Jean Luc	F3 Dallara F311	234.7

### SEG. 1

1	24 VENICA Giorgio	7.054
2	29 PAPALEO Renato	7.096
3	14 BENALLI Andrea	7.107
4	777 PELLEGRINO An	7.111
5	44 ZELLER Sandro	7.135
6	11 BOHLEN Kurt	7.181
7	8 RASERO Dino	7.214
8	51 PELLEGRINI Bern	7.220
9	212 BRAINIK Paolo	7.232
10	46 PEREGO Riccardo	7.241
11	3 TOBLER Marcel	7.273
12	5 MILANI Enrico	7.317
13	4 VAGAGGINI Paolo	7.322
14	999 PENZES Attila	7.326
15	99 COLA Andrea	7.334
16	55 MINELLI Marco	7.340
17	21 BRACALENTE A	7.347
18	16 BOTTIROLI Antoin	7.376
19	2 LATTANZI Gianpa	7.379
20	10 IANNAZONE Luc	7.392
21	23 PORRI Federico	7.405
22	37 MARTUCCI Luca	7.432
23	20 SISKI Robert	7.479
24	82 MUNGER Florian	7.572
25	78 NERI Jean Luc	7.614

### SEG. 2

1	51 PELLEGRINI Bern	14.668
2	21 BRACALENTE A	14.676
3	777 PELLEGRINO An	14.805
4	44 ZELLER Sandro	14.808
5	99 COLA Andrea	14.827
6	8 RASERO Dino	14.884
7	29 PAPALEO Renato	14.889
8	3 TOBLER Marcel	14.997
9	16 BOTTIROLI Antoin	15.014
10	46 PEREGO Riccardo	15.030
11	212 BRAINIK Paolo	15.086
12	14 BENALLI Andrea	15.093
13	5 MILANI Enrico	15.153
14	2 LATTANZI Gianpa	15.211
15	11 BOHLEN Kurt	15.215
16	24 VENICA Giorgio	15.232
17	4 VAGAGGINI Paolo	15.482
18	23 PORRI Federico	15.602
19	999 PENZES Attila	15.669
20	37 MARTUCCI Luca	15.957
21	10 IANNAZONE Luc	15.973
22	20 SISKI Robert	16.194
23	55 MINELLI Marco	16.315
24	82 MUNGER Florian	16.467
25	78 NERI Jean Luc	16.717

### SEG. 3

1	21 BRACALENTE A	31.776
2	44 ZELLER Sandro	32.227
3	777 PELLEGRINO An	32.249
4	51 PELLEGRINI Bern	32.258
5	212 BRAINIK Paolo	32.424
6	29 PAPALEO Renato	32.465
7	99 COLA Andrea	32.468
8	8 RASERO Dino	32.504
9	46 PEREGO Riccardo	32.679
10	16 BOTTIROLI Antoin	32.714
11	5 MILANI Enrico	32.740
12	3 TOBLER Marcel	32.769
13	11 BOHLEN Kurt	32.782
14	14 BENALLI Andrea	32.786
15	2 LATTANZI Gianpa	32.996
16	24 VENICA Giorgio	33.048
17	999 PENZES Attila	34.003
18	23 PORRI Federico	34.120
19	4 VAGAGGINI Paolo	34.245
20	37 MARTUCCI Luca	34.695
21	10 IANNAZONE Luc	35.001
22	82 MUNGER Florian	35.759
23	20 SISKI Robert	36.231
24	55 MINELLI Marco	36.432
25	78 NERI Jean Luc	37.069

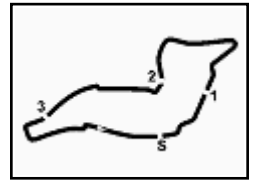
### SEG. 4

1	21 BRACALENTE A	28.597
2	44 ZELLER Sandro	28.716
3	51 PELLEGRINI Bern	28.831
4	16 BOTTIROLI Antoin	29.102
5	29 PAPALEO Renato	29.109
6	8 RASERO Dino	29.149
7	212 BRAINIK Paolo	29.194
8	777 PELLEGRINO An	29.218
9	11 BOHLEN Kurt	29.310
10	46 PEREGO Riccardo	29.326
11	5 MILANI Enrico	29.378
12	99 COLA Andrea	29.382
13	2 LATTANZI Gianpa	29.396
14	3 TOBLER Marcel	29.400
15	24 VENICA Giorgio	29.465
16	14 BENALLI Andrea	29.507
17	4 VAGAGGINI Paolo	30.269
18	23 PORRI Federico	30.412
19	999 PENZES Attila	30.493
20	10 IANNAZONE Luc	30.797
21	55 MINELLI Marco	31.035
22	37 MARTUCCI Luca	31.141
23	82 MUNGER Florian	31.501
24	20 SISKI Robert	31.737
25	78 NERI Jean Luc	32.887

### SEG. 5

1	21 BRACALENTE A	17.518
2	44 ZELLER Sandro	17.577
3	51 PELLEGRINI Bern	17.703
4	3 TOBLER Marcel	17.726
5	29 PAPALEO Renato	17.771
6	777 PELLEGRINO An	17.810
7	24 VENICA Giorgio	17.836
8	11 BOHLEN Kurt	17.855
9	212 BRAINIK Paolo	17.892
10	8 RASERO Dino	17.911
11	14 BENALLI Andrea	18.008
12	16 BOTTIROLI Antoin	18.024
13	99 COLA Andrea	18.028
14	5 MILANI Enrico	18.043
15	2 LATTANZI Gianpa	18.118
16	46 PEREGO Riccardo	18.156
17	4 VAGAGGINI Paolo	18.158
18	999 PENZES Attila	18.424
19	23 PORRI Federico	18.476
20	55 MINELLI Marco	18.843
21	37 MARTUCCI Luca	18.878
22	10 IANNAZONE Luc	18.901
23	82 MUNGER Florian	19.186
24	20 SISKI Robert	19.194
25	78 NERI Jean Luc	19.698





Enzo e Dino Ferrari 4.909 m

Aci Racing Weekend, 27-28-29 Luglio 2018

F2000 Italian Trophy - Contagiri Gara 2

Giro															
	1	2	3	4	5	6	7	8	9	10	11	12	13	14	15
1	51	21	21	21	21	21	21	21	21	21	21	21	21	21	21
2	21	51	51	51	51	51	51	51	51	51	51	51	51	51	51
3	44	44	44	44	44	44	44	44	44	44	44	44	44	44	44
4	777	29	29	29	29	29	29	29	29	29	29	29	29	29	29
5	29	777	777	777	777	777	777	777	777	777	777	777	777	777	777
6	16	16	8	8	8	8	8	8	8	8	8	8	8	8	8
7	8	8	16	16	16	16	16	16	3	3	3	3	3	3	3
8	3	3	3	3	3	3	3	3	16	16	16	16	46	46	46
9	11	11	11	11	11	11	11	11	11	11	11	11	11	11	11
10	2	2	2	46	46	46	46	46	46	46	46	46	212	212	212
11	46	46	46	2	2	99	212	212	212	212	212	212	99	99	99
12	212	99	212	212	212	99	99	99	99	99	99	99	2	2	2
13	99	212	99	99	99	2	2	2	2	2	2	2	14	14	14
14	5	5	5	5	5	5	5	5	5	14	14	14	24	5	5
15	14	14	14	24	24	24	24	24	24	24	24	24	16	16	16
16	24	24	24	14	14	14	14	14	14	5	5	5	5	999	999
17	23	23	23	23	23	23	23	23	23	999	999	999	999	4	4
18	37	37	37	37	999	999	999	999	999	4	4	4	4	37	37
19	10	10	999	999	37	37	37	4	4	10	10	10	10	10	10
20	55	999	10	10	4	4	4	37	10	37	37	37	37	55	
21	999	55	4	4	10	10	10	10	37	55	55	55	55	20	
22	4	4	55	55	55	55	55	55	55	20	20	20	20	82	
23	20	20	20	20	20	20	20	20	20	82	82	82	82	78	
24	82	82	82	82	82	82	82	82	82	78	78	78	78		
25	78	78	78	78	78	78	78	78	78						

Final Result			
1	21	BRACALENTE A.	Giri 15
2	51	PELLEGRINI B.	7.339
3	44	ZELLER S.	7.858
4	29	PAPALEO R.	9.864
5	777	PELLEGRINO A.	10.070
6	8	RASERO D.	12.503
7	3	TOBLER M.	16.155
8	46	PEREGO R.	18.229
9	11	BOHLEN K.	18.297
10	212	BRAINIK P.	18.777
11	99	COLA A.	19.406
12	2	LATTANZI G.	22.450
13	14	BENALLI A.	24.071
14	5	MILANI E.	24.814
15	16	BOTTIROLI A.	34.786
16	999	PENZES A.	38.509
17	4	VAGAGGINI P.	38.867
18	37	MARTUCCI L.	42.004
19	10	IANNACONE L.	45.026
20	55	MINELLI M.	1 Giro
21	20	SISKA R.	1 Giro
22	82	MUNGER F.	1 Giro
23	78	NERI J.	1 Giro
24	24	VENICA G.	2 Giri
RIT	23	PORRI F.	6 Giri

