

Enzo e Dino Ferrari 4.909 m

Aci Racing Weekend, 27-28-29 Luglio 2018

F2000 Italian Trophy - Griglia di Partenza Gara 1

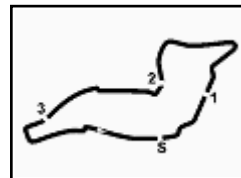
Durata: 25' + 1 giro

82	MUNGER F. Tatuus FR 2000 Renault	1'52.895	78	NERI J. F3 Dallara F311	13
55	MINELLI M. Tatuus FR 2000 Renault	1'49.777	20	SISKA R. Tatuus FR 2000 Renault	12
999	PENZES A. F3 Dallara F397 Opel	1'48.412	10	IANNACONE L. F3 Dallara F306 Volkswagen	11
23	PORRI F. F3 Dallara F308 Fiat	1'46.957	37	MARTUCCI L. F3 Dallara F308 Fia Volkswagen	10
24	VENICA G. F3 Dallara F308 Volkswagen	1'43.303	4	VAGAGGINI P. F3 Dallara F308 Fiat FTP	9
5	MILANI E. F3 Dallara F308 Fiat FTP	1'43.043	46	PEREGO R. F3 Dallara F308 Fiat	8
2	LATTANZI G. F3 Dallara F308 Fiat FTP	1'42.887	212	BRAINIK P. F3 Dallara F308 Fia Volkswagen	7
99	COLA A. F3 Dallara F312 FIA Mercedes	1'42.658	14	BENALLI A. F3 Dallara F308 Volkswagen	6
8	RASERO D. F3 Dallara F310 FIA Volkswagen	1'42.418	11	BOHLEN K. F3 Dallara F309 Volkswagen	5
29	PAPALEO R. F3 Dallara F308 Fiat FTP	1'42.152	16	BOTTIROLI A. F3 Dallara F312 Mercedes	4
777	PELLEGRINO A. F3 Dallara F311 FIA Volkswagen	1'41.578	3	TOBLER M. F3 Dallara F308 Mercedes	3
44	ZELLER S. F3 Dallara F306 FIA Volkswagen	1'40.753	51	PELLEGRINI B. F3 Dallara F308 Toyota	2
			21	BRACALENTE A. F3 Dallara F312 Volkswagen	1

Partenza 28/07/2018 ore 14.10

Partenza da fermo

Il conduttore n. 78 'Neri Jean Luc' è stato ammesso in griglia con decisione n. 10 dei CC.SS.



Enzo e Dino Ferrari 4.909 m

Aci Racing Weekend, 27-28-29 Luglio 2018

F2000 Italian Trophy - Classifica Gara 1

Giri 16 = 78,544 km - Media 171,996 km/h - Tempo di gara 27'23.987

Num.	Connettore	Naz.	Concorrente	Scuderia	Auto	Classe	Giri	Tempo	Dist.	Rel.	Giro	Velocità
1	21 BRACALENTE Alessandro	ITA	Bracalente Alessandro	Team PAVE Motorsport	F3 Dallara F312 Volkswag	F2IT	16	27'23.987			7	1'41.717
2	51 PELLEGRINI Bernardo	ITA	Pellegrini Bernardo		F3 Dallara F308 Toyota	F2IT	16	27'35.029	11.042	11.042	14	1'42.146
3	44 ZELLER Sandro	CHE	Jo Zeller Racing	Jo Zeller Racing	F3 Dallara F306 FIA Volks	REMUS	16	27'35.325	11.338	0.296	12	1'42.406
4	777 PELLEGRINO Antonino	ITA	Pellegrino Antonino	Twister Italia	F3 Dallara F311 FIA Volks	F2IT	16	27'40.759	16.772	5.434	9	1'42.237
5	8 RASERO Dino	ITA	Rasero Dino		F3 Dallara F310 FIA Volks	F2IT	16	27'43.520	19.533	2.761	14	1'42.331
6	3 TOBLER Marcel	CHE	Jo Zeller Racing	Jo Zeller Racing	F3 Dallara F308 Mercedes	REMUS	16	27'51.714	27.727	8.194	7	1'43.246
7	99 COLA Andrea	ITA	Cola Andrea		F3 Dallara F312 FIA Merc	REMUS	16	27'58.296	34.309	6.582	8	1'43.416
8	212 BRAINIK Paolo	ITA	Brainik Paolo		F3 Dallara F308 Fia Volks	REMUS	16	28'00.072	36.085	1.776	8	1'42.501
9	11 BOHLEN Kurt	CHE	Franz Woss Racing	Franz Woss Racing	F3 Dallara F309 Volkswag	REMUS	16	28'02.231	38.244	2.159	6	1'43.819
10	14 BENALLI Andrea	ITA	Benalli Andrea		F3 Dallara F308 Volkswag	F2IT	16	28'07.162	43.175	4.931	16	1'43.257
11	46 PEREGO Riccardo	ITA	Perego Riccardo	Twister Italia	F3 Dallara F308 Fiat	F2IT	16	28'13.421	49.434	6.259	13	1'43.976
12	2 LATTANZI Gianpaolo	ITA	Lattanzi Gianpaolo	Twister Italia	F3 Dallara F308 Fiat FTP	F2IT	16	28'15.238	51.251	1.817	8	1'43.921
13	5 MILANI Enrico	ITA	Milani Enrico	Twister Italia	F3 Dallara F308 Fiat FTP	F2IT	16	28'15.704	51.717	0.466	8	1'44.188
14	999 PENZES Attila	HUN	Penzes Attila	Magyar Racing Team	F3 Dallara F397 Opel	REMUS	16	30'56.567	3'32.580	2'40.863	9	1'47.314
15	37 MARTUCCI Luca	ITA	Martucci Luca		F3 Dallara F308 Fia Volks	F2IT	15	27'33.664	1 Giro	1 Giro	9	1'46.638
16	4 VAGAGGINI Paolo	ITA	Vagaggini Paolo	Twister Italia	F3 Dallara F308 Fiat FTP	F2IT	15	27'40.614	1 Giro	6.950	11	1'47.524
17	23 PORRI Federico	ITA	Porri Federico	Team PAVE Motorsport	F3 Dallara F308 Fiat	F2IT	15	27'47.558	1 Giro	6.944	15	1'46.350
18	10 IANACONE Luca	ITA	Franz Woss Racing	Franz Woss Racing	F3 Dallara F306 Volkswag	REMUS	15	27'51.633	1 Giro	4.075	15	1'49.230
19	82 MUNGER Florian	AUT	Jo Zeller Racing	Jo Zeller Racing	Tatuus FR 2000 Renault	REMUS	15	28'24.772	1 Giro	33.139	13	1'51.496
20	20 SSKA Robert	USA	Europol Competition	Europol Competition	Tatuus FR 2000 Renault	REMUS	15	28'38.262	1 Giro	13.490	9	1'51.587
21	55 MINELLI Marco	ITA	Minelli Marco		Tatuus FR 2000 Renault	F2IT	15	28'49.343	1 Giro	11.081	12	1'51.670
22	16 BOTTIROLI Antoine	CHE	Bottiroli Antoine	Twister Italia	F3 Dallara F312 Mercedes	F2IT	14	25'33.038	2 Giri	1 Giro	9	1'43.197
23	78 NERI Jean Luc	FRA	Neri Jean Luc		F3 Dallara F311	REMUS	14	27'52.117	2 Giri	2'19.079	11	1'56.913
24	24 VENICA Giorgio	ITA	Venica Giorgio		F3 Dallara F308 Volkswag	F2IT	12	28'32.014	4 Giri	2 Giri	4	1'43.960
----- Non Classificati: -----												
RIT	29 PAPALETTO Renato	ITA	Papaleo Renato	Twister Italia	F3 Dallara F308 Fiat FTP	F2IT	5	8'43.429	11 Giri		2	1'43.344

Partenti:: 25 Non Partiti:: 0 Ritirati:: 1 Non Classificati:: 0 Classificati:: 24 Esclusi:: 0
 Giro Veloce N. 7 Num. 21 Alessandro Bracalente Tempo 1'41.717 Media. 173,741 Km/h

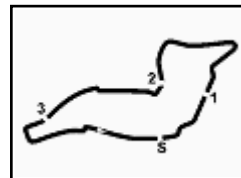
Umidità	43%	Aria	33°C
Condizioni	Dry	Pista	56°C

Direttore di Gara : Ghinassi Massimiliano

28/07/2018 Inizio 14:13 Fine 14:44

Esposta alle:

Servizio elaborazione dati e cronometraggio a cura della Federazione Italiana Cronometristi - A.S.D. di Imola
 www.ficr.it



Enzo e Dino Ferrari 4.909 m

Aci Racing Weekend, 27-28-29 Luglio 2018

F2000 Italian Trophy - Classifica di Classe Gara 1

F2000 IT

Giri 16 = 78,544 km - Media 171,996 km/h - Tempo di gara 27'23.987

Num.	Conduttore	Naz.	Concorrente	Scuderia	Auto	Giri	Tempo	Dist.	Rel.	Giro Veloce
1	21 BRACALENTE Alessandro	ITA	Bracalente Alessandro	Team PAVE Motorsport	F3 Dallara F312 Volkswag	16	27'23.987			7 1'41.717
2	51 PELLEGRINI Bernardo	ITA	Pellegrini Bernardo		F3 Dallara F308 Toyota	16	27'35.029	11.042	11.042	14 1'42.146
3	777 PELLEGRINO Antonino	ITA	Pellegrino Antonino	Twister Italia	F3 Dallara F311 FIA Volks	16	27'40.759	16.772	5.730	9 1'42.237
4	8 RASERO Dino	ITA	Rasero Dino		F3 Dallara F310 FIA Volks	16	27'43.520	19.533	2.761	14 1'42.331
5	14 BENALLI Andrea	ITA	Benalli Andrea		F3 Dallara F308 Volkswag	16	28'07.162	43.175	23.642	16 1'43.257
6	46 PEREGO Riccardo	ITA	Perego Riccardo	Twister Italia	F3 Dallara F308 Fiat	16	28'13.421	49.434	6.259	13 1'43.976
7	2 LATTANZI Gianpaolo	ITA	Lattanzi Gianpaolo	Twister Italia	F3 Dallara F308 Fiat FTP	16	28'15.238	51.251	1.817	8 1'43.921
8	5 MILANI Enrico	ITA	Milani Enrico	Twister Italia	F3 Dallara F308 Fiat FTP	16	28'15.704	51.717	0.466	8 1'44.188
9	37 MARTUCCI Luca	ITA	Martucci Luca		F3 Dallara F308 Fia Volks	15	27'33.664	1 Giro	1 Giro	9 1'46.638
10	4 VAGAGGINI Paolo	ITA	Vagaggini Paolo	Twister Italia	F3 Dallara F308 Fiat FTP	15	27'40.614	1 Giro	6.950	11 1'47.524
11	23 PORRI Federico	ITA	Porri Federico	Team PAVE Motorsport	F3 Dallara F308 Fiat	15	27'47.558	1 Giro	6.944	15 1'46.350
12	55 MINELLI Marco	ITA	Minelli Marco		Tatuus FR 2000 Renault	15	28'49.343	1 Giro	1'01.785	12 1'51.670
13	16 BOTTIROLI Antoine	CHE	Bottiroli Antoine	Twister Italia	F3 Dallara F312 Mercedes	14	25'33.038	2 Giri	1 Giro	9 1'43.197
14	24 VENICA Giorgio	ITA	Venica Giorgio		F3 Dallara F308 Volkswag	12	28'32.014	4 Giri	2 Giri	4 1'43.960

----- Non Classificati: -----

RIT	29 PAPALETTO Renato	ITA	Papaleo Renato	Twister Italia	F3 Dallara F308 Fiat FTP	5	8'43.429	11 Giri		2 1'43.344
-----	----------------------------	-----	----------------	----------------	--------------------------	---	----------	----------------	--	------------

Partenti:: 15 Non Partiti:: 0 Ritirati:: 1 Non Classificati:: 0 Classificati:: 14 Esclusi:: 0

Giro Veloce N. 7 Num. 21 Alessandro Bracalente Tempo 1'41.717 Media. 173,741 Km/h

Remus

Giri 16 = 78,544 km - Media 170,817 km/h - Tempo di gara 27'35.325

Num.	Conduttore	Naz.	Concorrente	Scuderia	Auto	Giri	Tempo	Dist.	Rel.	Giro Veloce
1	44 ZELLER Sandro	CHE	Jo Zeller Racing	Jo Zeller Racing	F3 Dallara F306 FIA Volks	16	27'35.325			12 1'42.406
2	3 TOBLER Marcel	CHE	Jo Zeller Racing	Jo Zeller Racing	F3 Dallara F308 Mercedes	16	27'51.714	16.389	16.389	7 1'43.246
3	99 COLA Andrea	ITA	Cola Andrea		F3 Dallara F312 FIA Merc	16	27'58.296	22.971	6.582	8 1'43.416
4	212 BRAINIK Paolo	ITA	Brainik Paolo		F3 Dallara F308 Fia Volks	16	28'00.072	24.747	1.776	8 1'42.501
5	11 BOHLEN Kurt	CHE	Franz Woss Racing	Franz Woss Racing	F3 Dallara F309 Volkswag	16	28'02.231	26.906	2.159	6 1'43.819
6	999 PENZES Attila	HUN	Penzes Attila	Magyar Racing Team	F3 Dallara F397 Opel	16	30'56.567	3'21.242	2'54.336	9 1'47.314
7	10 IANNAZONE Luca	ITA	Franz Woss Racing	Franz Woss Racing	F3 Dallara F306 Volkswag	15	27'51.633	1 Giro	1 Giro	15 1'49.230
8	82 MUNGER Florian	AUT	Jo Zeller Racing	Jo Zeller Racing	Tatuus FR 2000 Renault	15	28'24.772	1 Giro	33.139	13 1'51.496
9	20 SISKA Robert	USA	Europol Competition	Europol Competition	Tatuus FR 2000 Renault	15	28'38.262	1 Giro	13.490	9 1'51.587
10	78 NERI Jean Luc	FRA	Neri Jean Luc		F3 Dallara F311	14	27'52.117	2 Giri	1 Giro	11 1'56.913

Partenti:: 10 Non Partiti:: 0 Ritirati:: 0 Non Classificati:: 0 Classificati:: 10 Esclusi:: 0

Giro Veloce N. 12 Num. 44 Sandro Zeller Tempo 1'42.406 Media. 172,572 Km/h

Umidità	43%	Aria	33°C
Condizioni	Dry	Pista	56°C

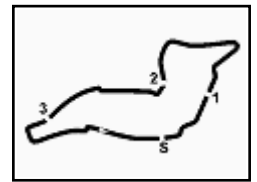
Direttore di Gara : Ghinassi Massimiliano

28/07/2018 Inizio 14:13 Fine 14:44

Esposta alle:

Servizio elaborazione dati e cronometraggio a cura della Federazione Italiana Cronometristi - A.S.D. di Imola
www.ficr.it





Enzo e Dino Ferrari 4.909 m

Aci Racing Weekend, 27-28-29 Luglio 2018

F2000 Italian Trophy - Analisi Tempi Gara 1

Start at 14:13'17.119

1 / 3

2 LATTANZI G. (1'43.921)

Giro	Seg. 1	Seg. 2	Seg. 3	Seg. 4	Seg. 5	T. Giro	km/h	Local Time
1	10.155	17.956	35.245	30.765	19.090	1'53.211	188.1	14:15'10.330
2	7.374	16.744	33.621	29.737	18.371	1'45.847	243.1	14:16'56.177
3	7.475	15.496	33.459	29.761	18.376	1'44.567	238.3	14:18'40.744
4	7.507	15.405	34.190	30.555	18.594	1'46.251	238.3	14:20'26.995
5	7.460	15.637	33.486	32.696	18.715	1'47.994	239.9	14:22'14.989
6	7.403	16.363	34.271	30.171	18.528	1'46.736	241.5	14:24'01.725
7	7.460	16.114	33.287	29.629	18.448	1'44.938	239.9	14:25'46.663
8	7.603	15.410	33.008	29.395	18.505	1'43.921	235.2	14:27'30.584
9	7.501	15.322	33.325	29.679	18.249	1'44.076	237.2	14:29'14.660
10	7.484	15.373	33.056	29.331	18.685	1'43.929	238.3	14:30'58.589
11	7.433	15.588	33.079	30.528	20.928	1'47.556	241.5	14:32'46.145
12	7.766	15.601	33.596	29.974	18.536	1'45.473	232.6	14:34'31.618
13	7.647	15.473	33.071	29.830	18.339	1'44.360	232.1	14:36'15.978
14	7.660	15.480	34.408	29.866	18.437	1'45.851	233.1	14:38'01.829
15	7.458	15.336	33.676	31.385	18.334	1'46.189	233.9	14:39'48.018
16	7.561	15.454	33.081	29.795	18.448	1'44.339	235.7	14:41'32.357

3 TOBLER M. (1'43.246)

Giro	Seg. 1	Seg. 2	Seg. 3	Seg. 4	Seg. 5	T. Giro	km/h	Local Time
1	9.489	17.838	34.373	30.235	18.221	1'50.156	178.8	14:15'07.275
2	7.525	15.707	33.618	29.971	18.284	1'45.105	237.2	14:16'52.380
3	7.564	15.485	33.162	29.777	18.127	1'44.115	235.7	14:18'36.495
4	7.540	15.221	32.917	29.686	18.209	1'43.573	236.2	14:20'20.068
5	7.585	15.384	33.001	29.797	18.308	1'44.075	234.2	14:22'04.143
6	7.568	15.302	32.979	29.792	18.112	1'43.753	234.7	14:23'47.896
7	7.569	15.238	32.804	29.517	18.118	1'43.246	235.2	14:25'31.142
8	7.562	16.078	33.191	29.455	18.154	1'44.440	235.2	14:27'15.582
9	7.510	15.286	33.095	29.563	18.071	1'43.525	237.2	14:28'59.107
10	7.481	15.147	33.121	29.611	18.168	1'43.528	237.8	14:30'42.635
11	7.564	15.159	33.114	29.701	18.146	1'43.684	235.2	14:32'26.319
12	7.543	15.218	33.589	29.895	18.092	1'44.337	236.7	14:34'10.656
13	7.473	15.734	33.281	29.882	18.180	1'44.550	237.2	14:35'55.206
14	7.573	15.149	33.175	29.804	18.138	1'43.839	235.2	14:37'39.045
15	7.566	15.285	33.286	29.798	18.237	1'44.172	235.2	14:39'23.217
16	7.509	15.477	33.372	30.233	19.025	1'45.616	236.2	14:41'08.833

4 VAGAGGINI P. (1'47.524)

Giro	Seg. 1	Seg. 2	Seg. 3	Seg. 4	Seg. 5	T. Giro	km/h	Local Time
1	12.172	19.773	37.419	31.669	19.026	2'00.059	173.1	14:15'17.178
2	7.454	16.085	35.984	31.432	18.925	1'49.880	239.3	14:17'07.058
3	7.541	15.974	35.372	32.337	18.987	1'50.211	237.2	14:18'57.269
4	7.493	16.296	35.011	32.500	19.056	1'50.356	238.8	14:20'47.625
5	7.592	15.987	34.926	31.185	18.748	1'48.438	236.2	14:22'36.063
6	7.539	16.132	35.061	31.348	18.922	1'49.002	237.2	14:24'25.065
7	7.553	16.024	34.625	31.369	18.792	1'48.363	236.2	14:26'13.428
8	7.579	16.056	35.656	32.364	18.973	1'50.628	235.7	14:28'04.056
9	7.580	15.723	34.692	30.967	18.661	1'47.593	237.3	14:29'51.649
10	7.563	15.670	34.692	30.990	18.665	1'47.580	236.2	14:31'39.229
11	7.561	15.870	34.559	30.790	18.744	1'47.524	235.7	14:33'26.753
12	7.474	15.999	34.941	31.149	18.588	1'48.151	239.3	14:35'14.904
13	7.452	15.958	34.987	31.276	18.551	1'48.224	239.9	14:37'03.128
14	7.473	16.637	50.133	31.466	19.195	2'04.904	239.3	14:39'08.032
15	7.515	16.212	35.587	31.298	19.089	1'49.701	236.2	14:40'57.733

5 MILANI E. (1'44.188)

Giro	Seg. 1	Seg. 2	Seg. 3	Seg. 4	Seg. 5	T. Giro	km/h	Local Time
1	11.476	18.365	35.353	31.277	18.845	1'55.316	180.3	14:15'12.435
2	7.304	16.030	33.949	30.381	18.531	1'46.195	240.4	14:16'58.630
3	7.532	15.727	33.657	30.228	18.568	1'45.712	237.8	14:18'44.342
4	7.530	15.729	33.337	29.907	18.502	1'45.005	237.2	14:20'29.347
5	7.518	16.245	33.528	30.148	18.808	1'46.247	238.3	14:22'15.594
6	7.388	16.027	34.518	30.241	18.560	1'46.734	240.9	14:24'02.328
7	7.446	16.556	33.712	29.971	18.455	1'46.140	239.9	14:25'48.468
8	7.511	15.387	33.289	29.678	18.323	1'44.188	237.2	14:27'32.656
9	7.494	15.324	33.064	30.045	18.292	1'44.219	237.8	14:29'16.875
10	7.457	17.024	33.455	29.494	18.347	1'45.777	238.8	14:31'02.652
11	7.589	15.459	33.418	30.273	18.326	1'45.065	235.2	14:32'47.717
12	7.558	15.360	33.244	30.008	18.339	1'44.509	236.7	14:34'32.226
13	7.488	15.308	33.319	29.711	18.488	1'44.314	238.3	14:36'16.540
14	7.607	16.219	34.623	29.712	18.288	1'46.449	224.4	14:38'02.989
15	7.491	15.356	33.626	30.494	18.291	1'45.258	237.8	14:39'48.247
16	7.389	15.721	33.266	29.593	18.607	1'44.576	225.8	14:41'32.823

8 RASERO D. (1'42.331)

Giro	Seg. 1	Seg. 2	Seg. 3	Seg. 4	Seg. 5	T. Giro	km/h	Local Time
1	19.914	17.167	35.229	32.142	19.601	2'04.053	172.0	14:15'21.172
2	7.527	16.254	35.441	30.648	18.423	1'48.293	236.2	14:17'09.465
3	7.628	15.500	33.774	30.994	18.376	1'46.272	232.6	14:18'55.737
4	7.469	16.338	34.164	29.873	18.361	1'46.205	236.7	14:20'41.942

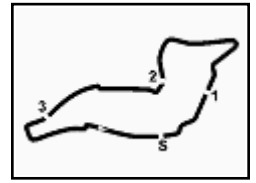
1	9.752	17.649	35.728	30.839	18.738	1'52.706	187.5	14:15'09.825
2	7.270	15.634	33.741	29.996	18.490	1'45.131	241.5	14:16'54.956
3	7.276	15.312	32.975	29.429	18.318	1'43.310	242.6	14:18'38.266
4	7.279	15.212	32.724	29.445	18.354	1'43.014	243.1	14:20'21.280
5	7.302	15.129	33.169	29.664	18.267	1'43.531	240.4	14:22'04.811
6	7.250	15.254	33.816	29.762	18.210	1'44.292	243.6	14:23'49.103
7	7.279	15.063	32.693	29.324	18.162	1'42.521	243.6	14:25'31.624
8	7.203	15.393	32.770	29.468	18.376	1'43.210	246.4	14:27'14.834
9	7.331	15.126	32.859	29.179	18.111	1'42.606	241.5	14:28'57.440
10	7.314	15.094	32.920	29.264	18.333	1'42.925	244.8	14:30'40.365
11	7.368	15.320	33.031	29.296	18.331	1'43.346	238.3	14:32'27.711
12	7.359	15.374	33.000	29.843	18.303	1'43.879	234.2	14:34'07.590
13	7.319	15.104	32.694	29.196	18.121	1'42.434	240.9	14:35'50.024
14	7.319	14.884	32.636	29.347	18.145	1'42.331	239.9	14:37'32.355
15	7.294	15.063	33.236	29.546	18.176	1'43.315	246.4	14:39'15.670
16	7.240	14.872	33.007	31.182	18.668	1'44.969	242.6	14:41'00.639

10 IANNAONE L. (1'49.230)

Giro	Seg. 1	Seg. 2	Seg. 3	Seg. 4	Seg. 5	T. Giro	km/h	Local Time
1	13.289	19.895	38.145	32.852	19.808	2'03.989	181.8	14:15'21.108
2	7.493	17.877	36.205	31.884	19.144	1'52.603	235.7	14:17'13.711
3	7.460	17.077	36.300	31.200	19.118	1'51.155	239.3	14:19'04.866
4	7.573	16.561	35.526	31.346	19.143	1'50.149	236.2	14:20'55.015
5	7.624	16.402	35.895	31.174	19.229	1'50.324	234.7	14:22'45.939
6	7.576	16.981	35.588	31.230	19.217	1'50.592	234.7	14:24'35.331
7	7.585	16.354	35.554	31.258	19.087	1'49.838	234.7	14:26'25.769
8	7.587	16.283	35.476	31.080	19.257	1'49.683	235.2	14:28'15.450
9	7.579	16.113	35.542	30.949	19.255	1'49.438	234.7	14:30'04.892
10	7.621	16.315	35.529	31.197	19.262	1'49.924	233.7	14:31'54.814
11	7.659	16.354	35.265	31.000	19.200	1'49.478	233.1	14:33'44.292
12	7.603	16.223	35.294	31.757	19.515	1'50.392	234.2	14:35'34.684
13	7.582	16.357	35.312	31.054	19.427	1'49.732	235.2	14:37'24.416
14	7.606	17.850	36.916	32.396	20.338	1'55.106	234.7	14:39'19.522
15	7.540	15.942	35.188	31.103	19.457	1'49.230	235.7	14:41'08.752

11 BOHLEN K. (1'43.819)

Giro	Seg. 1	Seg. 2	Seg. 3	Seg. 4	Seg. 5	T. Giro	km/h	Local Time
1	9.945	18.004	34.994	30.190	18.967	1'52.100	186.5	



Aci Racing Weekend, 27-28-29 Luglio 2018

F2000 Italian Trophy - Analisi Tempi Gara 1

Enzo e Dino Ferrari 4.909 m

Start at 14:13'17.119

2 / 3

5	7.662	15.541	33.177	29.919	18.435	1'44.734	231.6	14:22'26.676
6	7.625	15.656	33.313	29.894	18.307	1'44.795	233.1	14:24'11.471
7	7.608	15.281	33.096	29.840	18.213	1'44.038	233.1	14:25'55.509
8	7.623	15.437	33.211	29.492	18.217	1'43.980	233.1	14:27'39.489
9	7.611	15.353	32.902	29.192	18.139	1'43.197	233.1	14:29'22.686
10	7.609	15.228	33.802	29.470	18.310	1'44.419	233.1	14:31'07.105
11	7.625	15.222	32.867	29.432	18.219	1'43.365	232.6	14:32'50.470
12	7.535	15.191	32.999	34.016	20.426	1'50.167	236.7	14:34'40.637
13	7.856	17.977	37.886	36.303	23.022	2'03.044	229.7	14:36'43.681
14	9.454	19.033	39.824	37.172	20.993	2'06.476	200.3	14:38'50.157

12	7.280	15.979	34.605	30.139	18.288	1'46.291	241.5	14:41'49.133
----	-------	--------	--------	--------	--------	----------	-------	--------------

20 SSKA R. (1'51.587)

Giro	Seg. 1	Seg. 2	Seg. 3	Seg. 4	Seg. 5	T. Giro	km/h	Local Time
1	13.722	20.652	38.728	33.753	20.237	2'07.092	177.3	14:15'24.211
2	7.550	17.515	36.751	32.160	19.923	1'53.899	234.2	14:17'18.110
3	7.705	17.037	36.650	31.916	19.798	1'53.106	232.6	14:19'11.216
4	7.703	16.664	36.604	31.860	19.896	1'52.727	233.7	14:21'03.943
5	7.707	16.710	36.475	31.572	19.746	1'52.210	233.1	14:22'56.153
6	7.691	16.704	36.332	32.041	19.747	1'52.515	233.7	14:24'48.668
7	7.720	16.593	36.509	31.975	19.919	1'52.716	232.6	14:26'41.384
8	7.733	16.827	38.160	33.749	19.688	1'56.157	232.6	14:28'37.541
9	7.664	16.655	36.124	31.589	19.555	1'51.587	232.6	14:30'29.128
10	7.702	16.512	37.572	33.554	19.519	1'54.859	226.3	14:32'23.987
11	7.732	16.616	36.574	31.861	19.660	1'52.443	232.6	14:34'16.340
12	7.674	20.035	37.235	31.633	20.505	1'57.082	234.7	14:36'13.512
13	7.657	17.348	38.275	32.214	19.581	1'55.075	235.2	14:38'08.587
14	7.680	16.869	36.782	31.998	19.510	1'52.839	234.2	14:40'01.426
15	7.693	16.710	37.098	32.866	19.588	1'53.955	233.1	14:41'55.381

37 MARTUCCI L. (1'46.638)

Giro	Seg. 1	Seg. 2	Seg. 3	Seg. 4	Seg. 5	T. Giro	km/h	Local Time
1	16.677	17.695	37.386	33.405	19.385	2'04.548	196.3	14:15'21.667
2	7.598	17.645	36.136	32.180	19.068	1'52.627	235.7	14:17'14.294
3	7.657	16.549	36.351	31.266	19.397	1'51.220	232.6	14:19'05.514
4	7.700	16.486	35.216	31.465	19.197	1'50.064	231.2	14:20'55.578
5	7.725	16.175	35.801	31.191	18.983	1'49.875	229.2	14:22'45.453
6	7.518	16.020	35.145	30.920	19.090	1'48.693	233.1	14:24'34.146
7	7.749	15.736	34.243	30.497	18.974	1'47.199	229.2	14:26'21.345
8	7.756	15.681	34.006	30.786	18.989	1'47.218	229.2	14:28'08.563
9	7.741	15.565	34.237	30.346	18.749	1'46.638	228.7	14:29'55.201
10	7.737	15.509	34.043	30.543	18.899	1'46.731	229.7	14:31'41.932
11	7.756	15.596	34.055	30.472	18.846	1'46.725	229.2	14:33'28.657
12	7.692	15.681	34.109	30.927	18.810	1'47.219	231.2	14:35'15.876
13	7.664	15.659	34.507	31.290	27.702	1'56.822	230.7	14:37'12.698
14	7.842	15.768	35.066	31.047	19.121	1'48.844	229.2	14:39'01.542
15	7.724	15.769	34.779	31.876	19.093	1'49.241	230.2	14:40'50.783

21 BRACALENTA A. (1'41.717)

Giro	Seg. 1	Seg. 2	Seg. 3	Seg. 4	Seg. 5	T. Giro	km/h	Local Time
1	8.523	16.576	33.025	29.285	18.113	1'45.522	174.5	14:15'02.641
2	7.545	15.298	32.552	28.905	18.082	1'42.382	235.2	14:16'45.023
3	7.553	15.343	32.455	28.939	18.105	1'42.395	236.2	14:18'27.418
4	7.539	15.211	32.494	29.093	18.069	1'42.406	235.2	14:20'09.824
5	7.543	15.196	32.545	29.025	17.956	1'42.265	236.7	14:21'52.089
6	7.509	15.169	32.396	28.967	18.068	1'42.109	236.7	14:23'34.198
7	7.502	15.027	32.165	29.033	17.990	1'41.717	237.8	14:25'15.915
8	7.414	15.396	32.636	29.156	17.990	1'42.592	238.3	14:26'58.507
9	7.474	14.953	32.707	29.867	17.961	1'42.962	237.8	14:28'41.469
10	7.443	15.260	33.394	29.263	18.411	1'43.771	238.3	14:30'25.240
11	7.487	15.181	33.733	28.828	17.978	1'43.207	237.8	14:32'08.447
12	7.349	15.316	32.589	28.844	17.968	1'42.066	243.1	14:33'50.513
13	7.442	15.031	32.576	29.050	18.105	1'42.204	238.8	14:35'32.717
14	7.466	15.176	32.447	28.873	18.097	1'42.059	238.3	14:37'14.776
15	7.432	15.045	33.423	28.957	18.091	1'42.948	239.9	14:38'57.724
16	7.447	15.217	32.762	29.579	18.377	1'43.382	238.8	14:40'41.106

44 ZELLER S. (1'42.406)

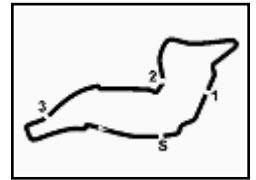
Giro	Seg. 1	Seg. 2	Seg. 3	Seg. 4	Seg. 5	T. Giro	km/h	Local Time
1	8.963	17.359	33.582	29.718	18.304	1'47.926	175.3	14:15'05.045
2	7.309	15.547	33.127	29.681	18.143	1'43.807	244.8	14:16'48.852
3	7.337	15.317	33.239	29.476	18.181	1'43.550	243.6	14:18'32.402
4	7.238	15.516	33.601	29.591	18.124	1'44.070	243.1	14:20'16.472
5	7.269	15.320	33.046	29.448	18.240	1'43.323	245.9	14:21'59.795
6	7.256	15.278	32.872	29.329	18.192	1'42.927	246.4	14:23'42.722
7	7.364	15.225	32.679	29.239	18.071	1'42.578	242.6	14:25'25.300
8	7.342	15.152	32.810	29.553	18.044	1'42.901	243.1	14:27'08.201
9	7.246	15.441	32.907	29.274	18.041	1'42.909	246.4	14:28'51.110
10	7.203	15.467	33.337	28.981	18.085	1'43.073	248.7	14:30'34.183
11	7.268	15.112	33.354	30.004	17.903	1'43.641	244.8	14:32'17.824
12	7.322	15.082	32.954	29.141	17.907	1'42.406	242.6	14:34'00.230
13	7.171	15.678	32.934	29.077	19.023	1'43.883	249.8	14:35'44.113
14	7.360	15.556	32.992	28.262	17.805	1'42.539	242.6	14:37'26.652
15	7.387	15.596	32.694	29.074	18.010	1'42.761	241.5	14:39'09.413
16	7.234	15.288	33.135	29.277	18.097	1'43.031	245.9	14:40'52.444

23 PORRI F. (1'46.350)

Giro	Seg. 1	Seg. 2	Seg. 3	Seg. 4	Seg. 5	T. Giro	km/h	Local Time
1	11.813	18.966	36.964	31.496	19.676	1'58.915	197.4	14:15'16.034
2	7.461	16.483	35.467	30.890	19.360	1'49.661	240.4	14:17'05.695
3	7.535	16.588	35.400	30.913	19.412	1'49.848	237.8	14:18'55.543
4	7.547	16.305	35.386	1'00.656	19.964	2'19.858	236.7	14:21'15.401
5	7.620	16.491	35.411	31.441	19.212	1'50.175	235.2	14:23'05.576
6	7.556	16.590	35.080	31.572	19.113	1'49.011	236.7	14:24'54.587
7	7.562	16.290	34.919	30.876	19.065	1'48.712	236.2	14:26'43.299
8	7.584	16.051	35.607	30.669	18.832	1'48.743	236.2	14:28'32.042
9	7.552	15.777	35.243	31.164	18.940	1'48.676	236.2	14:30'20.718
10	7.643	15.552	34.559	30.613	18.906	1'47.273	234.2	14:32'07.991
11	7.647	16.791	34.356	30.628	19.119	1'48.541	234.2	14:33'56.532
12	7.568	15.695	34.171	30.387	19.039	1'46.860	236.2	14:35'43.392
13	7.628	16.039	35.235	29.973	18.805	1'47.680	234.7	14:37'31.072
14	7.529	15.767	34.407	30.508	19.044	1'47.255	237.8	14:39'18.327
15	7.486	15.519	34.103	30.715	18.527	1'46.350	238.8	14:41'04.677

46 PEREGO R. (1'43.976)

Giro	Seg. 1	Seg. 2	Seg. 3	Seg. 4	Seg. 5	T. Giro	km/h	Local Time
1	11.280	17.575	35.708	31.513	18.980	1'55.056	195.3	14:15'12.175
2	7.358	15.617	33.746	29.779	18.673	1'45.173	242.6	14:16'57.348
3	7.417	15.342	34.728	29.942	18.392	1'45.821	240.4	14:18'43.169
4	7.466	15.593	33.199	30.043	18.444	1'44.745	239.9	14:20'27.914
5	7.443	15.458	33.456	31.398	18.570	1'46.325	238.3	14:22'14.239
6	7.417	16.197	33.883	29.698	18.885	1'46.080	238.3	14:24'00.319
7	7.573	16.187	33.352	29.703	18.312	1'45.127	232.6	14:25'45.446
8	7.547	15.442	33.406	29.618	18.395	1'44.408	235.7	14:27'29.854
9	7.569	15.472	33.355	29.445	18.414	1'44.255	234.7	14:29'14.109
10	7.527	15.426	33.121	29.564	18.523	1'44.161	239.9	14:30'58.270
11	7.562	15.341	32.974	35.979	18.427	1'50.283	238.8	14:32'48.553
12	7.450	15.222	33.339	29.534	18.551	1'44.096	238.8	14:34'32.649
13	7.348	15.352	33.298	29.714	18.264</			



Aci Racing Weekend, 27-28-29 Luglio 2018

F2000 Italian Trophy - Analisi Tempi Gara 1

Enzo e Dino Ferrari 4.909 m

3 / 3

Start at 14:13'17.119

11	7.344	14.877	33.675	29.406	18.140	1'43.442	242.6	14:32'17.257
12	7.344	15.035	33.253	28.985	18.084	1'42.701	243.6	14:33'59.958
13	7.282	15.433	33.105	29.125	18.536	1'43.481	245.3	14:35'43.439
14	7.316	14.949	32.822	29.145	17.914	1'42.146	243.6	14:37'25.585
15	7.318	15.804	33.050	29.198	18.058	1'43.428	244.2	14:39'09.013
16	7.277	15.348	33.144	29.209	18.157	1'43.135	246.4	14:40'52.148

55 MINELLI M. (1'51.670)

Giro	Seg. 1	Seg. 2	Seg. 3	Seg. 4	Seg. 5	T. Giro	km/h	Local Time
1	12.578	19.927	37.983	32.502	19.203	2'02.193	179.4	14:15'19.312
2	7.447	17.371	38.221	31.699	19.230	1'53.968	242.0	14:17'13.280
3	7.450	17.362	38.000	31.707	19.247	1'53.766	240.9	14:19'07.046
4	7.399	17.095	37.442	33.251	19.214	1'54.401	242.6	14:21'01.447
5	7.466	16.857	36.733	31.740	19.146	1'51.942	239.9	14:22'53.389
6	7.477	16.742	36.880	31.879	19.134	1'52.112	239.3	14:24'45.501
7	7.453	17.029	36.455	31.704	19.234	1'51.875	240.9	14:26'37.376
8	7.472	16.776	36.810	31.608	19.227	1'51.893	239.9	14:28'29.269
9	7.464	16.970	38.172	31.496	19.203	1'53.305	238.8	14:30'22.574
10	7.466	16.922	37.259	31.757	19.052	1'52.456	239.9	14:32'15.030
11	7.474	17.592	38.204	32.295	19.224	1'54.789	239.9	14:34'09.819
12	7.366	16.926	36.449	31.667	19.262	1'51.670	243.6	14:36'01.489
13	7.454	17.044	38.813	31.399	19.205	1'53.915	241.5	14:37'55.404
14	7.427	17.546	39.733	32.070	19.776	1'56.552	242.6	14:39'51.956
15	7.488	17.169	37.892	42.057	29.900	2'14.506	240.9	14:42'06.462

78 NERI J. (1'56.913)

Giro	Seg. 1	Seg. 2	Seg. 3	Seg. 4	Seg. 5	T. Giro	km/h	Local Time
1	14.057	19.677	38.987	33.721	20.056	2'06.498	182.1	14:15'23.617
2	7.917	17.627	38.140	34.215	20.164	1'58.063	225.4	14:17'21.680
3	7.737	17.427	38.617	34.106	20.406	1'58.293	232.1	14:19'19.973
4	7.817	17.580	38.311	34.771	20.666	1'59.145	229.7	14:21'19.118
5	7.836	17.552	38.929	33.193	20.529	1'58.039	229.7	14:23'17.157
6	7.848	17.528	38.871	33.844	20.438	1'58.529	230.2	14:25'15.686
7	8.174	17.229	38.218	35.564	20.748	1'59.933	218.5	14:27'15.619
8	8.536	16.985	39.402	33.651	20.486	1'59.060	221.2	14:29'14.679
9	8.563	18.653	38.761	33.665	20.443	2'00.085	197.4	14:31'14.764
10	7.849	17.355	37.791	33.480	20.604	1'57.079	229.2	14:33'11.843
11	7.770	17.166	38.034	33.367	20.576	1'56.913	231.2	14:35'08.756
12	7.843	17.380	38.065	35.174	22.104	2'00.566	229.2	14:37'09.322
13	7.904	17.668	39.202	33.553	20.942	1'59.269	229.2	14:39'08.591
14	9.051	17.473	39.056	34.174	20.891	2'00.645	200.7	14:41'09.236

82 MUNGER F. (1'51.496)

Giro	Seg. 1	Seg. 2	Seg. 3	Seg. 4	Seg. 5	T. Giro	km/h	Local Time
1	12.937	18.656	38.405	33.543	20.005	2'03.546	194.6	14:15'20.665
2	7.780	18.439	37.763	33.062	20.352	1'57.396	231.2	14:17'18.061
3	7.884	17.432	36.999	32.469	20.254	1'55.038	229.7	14:19'13.099
4	7.834	16.560	36.268	32.548	19.752	1'52.962	229.7	14:21'06.061
5	7.803	16.612	36.230	32.222	19.797	1'52.664	230.2	14:22'58.725
6	7.758	16.413	36.140	31.988	19.662	1'51.961	231.6	14:24'50.686
7	7.802	16.432	36.248	32.274	19.868	1'52.624	232.1	14:26'43.310
8	7.839	16.857	36.400	32.230	19.635	1'52.961	227.3	14:28'36.271
9	7.838	16.506	36.300	31.844	19.577	1'52.065	227.7	14:30'28.336
10	7.814	16.388	36.205	32.533	19.549	1'52.489	228.2	14:32'20.825
11	7.784	16.448	36.320	32.131	19.515	1'52.198	230.2	14:34'13.023
12	7.703	16.688	35.909	32.367	19.476	1'52.143	232.6	14:36'05.166
13	7.786	16.364	36.360	31.664	19.322	1'51.496	230.7	14:37'56.662
14	7.746	16.230	37.228	32.601	19.494	1'53.299	230.2	14:39'49.961
15	7.746	16.318	36.009	32.050	19.807	1'51.930	232.1	14:41'41.891

99 COLA A. (1'43.416)

Giro	Seg. 1	Seg. 2	Seg. 3	Seg. 4	Seg. 5	T. Giro	km/h	Local Time
1	10.365	18.408	36.143	31.060	18.627	1'54.603	186.8	14:15'11.722
2	7.596	15.382	33.683	30.063	18.404	1'45.128	234.2	14:16'56.850
3	7.591	15.210	33.460	29.823	18.361	1'44.445	235.2	14:18'41.295
4	7.537	15.163	34.047	30.053	18.428	1'45.228	236.2	14:20'26.523
5	7.659	15.148	32.907	29.876	18.339	1'43.929	232.6	14:22'10.452
6	7.645	15.123	32.678	30.061	18.338	1'43.845	232.6	14:23'54.297
7	7.626	15.111	32.782	29.591	18.308	1'43.418	233.7	14:25'37.715
8	7.576	15.058	32.732	29.740	18.310	1'43.416	234.7	14:27'21.131
9	7.706	15.206	33.389	30.034	18.210	1'44.545	229.7	14:29'05.676
10	7.717	15.197	32.874	29.572	18.368	1'43.728	230.2	14:30'49.404
11	7.774	15.159	32.976	29.654	18.336	1'43.899	228.7	14:32'33.303
12	7.759	15.144	32.892	29.592	18.372	1'43.759	229.7	14:34'17.062
13	7.594	15.523	33.462	31.015	18.255	1'45.849	234.2	14:36'02.911
14	7.720	15.232	33.020	29.522	18.308	1'43.802	230.7	14:37'46.713
15	7.727	15.161	32.880	29.742	18.381	1'43.891	230.7	14:39'30.604
16	7.694	15.300	33.254	29.763	18.800	1'44.811	230.7	14:41'15.415

212 BRAINIK P. (1'42.501)

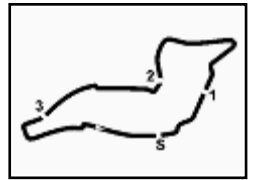
Giro	Seg. 1	Seg. 2	Seg. 3	Seg. 4	Seg. 5	T. Giro	km/h	Local Time
1	10.712	17.628	35.281	30.931	18.834	1'53.386	194.2	14:15'10.505
2	7.247	16.166	33.201	30.081	18.288	1'44.983	247.6	14:16'55.488
3	7.374	15.822	35.473	29.769	18.122	1'46.560	242.6	14:18'42.048
4	7.437	15.594	33.231	30.382	18.463	1'45.107	240.4	14:20'27.155
5	7.319	15.733	33.671	31.589	18.686	1'46.998	242.0	14:22'14.153
6	7.527	16.243	34.061	29.765	18.753	1'46.349	236.7	14:24'00.502
7	7.379	15.592	32.601	29.216	18.232	1'43.020	244.8	14:25'43.522
8	7.569	15.632	32.355	28.855	18.090	1'42.501	237.8	14:27'26.023
9	7.521	15.365	32.561	31.468	18.168	1'45.083	236.2	14:29'11.106
10	7.561	15.316	32.980	31.331	18.171	1'45.359	238.3	14:30'56.465
11	7.609	15.364	32.823	29.583	18.090	1'43.469	236.2	14:32'39.934
12	7.581	15.452	32.714	29.346	18.106	1'43.199	237.2	14:34'23.133
13	7.531	15.334	32.997	29.504	18.023	1'43.389	239.9	14:36'06.522
14	7.505	15.373	33.801	29.365	18.009	1'44.053	238.3	14:37'50.575
15	7.368	15.747	33.148	29.466	17.947	1'43.706	242.6	14:39'34.281
16	7.273	15.837	32.581	29.086	18.133	1'42.910	244.2	14:41'17.191

777 PELLEGRINO A. (1'42.237)

Giro	Seg. 1	Seg. 2	Seg. 3	Seg. 4	Seg. 5	T. Giro	km/h	Local Time
1	9.411	17.111	34.165	29.997	18.227	1'48.911	179.7	14:15'06.030
2	7.358	16.005	33.623	29.751	18.252	1'44.989	242.0	14:16'51.019
3	7.407	15.202	32.949	29.630	18.208	1'43.396	240.9	14:18'34.415
4	7.351	15.162	32.996	29.537	18.042	1'43.088	242.0	14:20'17.503
5	7.248	15.236	33.067	29.755	18.096	1'43.402	246.4	14:22'00.905
6	7.205	15.214	33.463	29.772	18.099	1'43.753	248.1	14:23'44.658
7	7.356	15.167	32.841	29.430	18.072	1'42.866	242.6	14:25'27.524
8	7.361	15.004	32.737	29.278	18.115	1'42.495	241.5	14:27'10.019
9	7.349	15.066	32.618	29.241	17.963	1'42.237	241.5	14:28'52.256
10	7.317	15.047	32.896	29.366	18.264	1'42.890	244.2	14:30'35.146
11	7.326	15.018	32.947	30.287	18.088	1'43.666	243.6	14:32'18.812
12	7.326	15.070	33.212	29.497	18.064	1'43.169	243.6	14:34'01.981
13	7.323	15.076	33.007	29.336	18.081	1'42.823	243.1	14:35'44.804
14	7.242	15.202	33.191	29.413	18.161	1'43.209	247.0	14:37'28.013
15	7.328	15.041	36.085	29.718	18.106	1'46.278	243.6	14:39'14.291
16	7.333	15.025	32.847	29.718	18.664	1'43.587	241.5	14:40'57.878

999 PENZAS A. (1'47.314)

Giro	Seg. 1	Seg. 2	Seg. 3	Seg. 4	Seg. 5	T. Giro	km/h	Local Time
1	13.027	19.767	38.150	32.852				



Acì Racing Weekend, 27-28-29 Luglio 2018

F2000 Italian Trophy - Velocità Gara 1

Enzo e Dino Ferrari 4.909 m

CLASSIFICA

1	21 BRACALENTE Alessandro	F3 Dallara F312 Volkswagen	Giri 16
2	51 PELLEGRINI Bernardo	F3 Dallara F308 Toyota	11.042
3	44 ZELLER Sandro	F3 Dallara F306 FIA Volkswagen	11.338
4	777 PELLEGRINO Antonino	F3 Dallara F311 FIA Volkswagen	16.772
5	8 RASERO Dino	F3 Dallara F310 FIA Volkswagen	19.533
6	3 TOBLER Marcel	F3 Dallara F308 Mercedes	27.727
7	99 COLA Andrea	F3 Dallara F312 FIA Mercedes	34.309
8	212 BRAINIK Paolo	F3 Dallara F308 Fia Volkswagen	36.085
9	11 BOHLEN Kurt	F3 Dallara F309 Volkswagen	38.244
10	14 BENALLI Andrea	F3 Dallara F308 Volkswagen	43.175
11	46 PEREGO Riccardo	F3 Dallara F308 Fiat	49.434
12	2 LATTANZI Gianpaolo	F3 Dallara F308 Fiat FTP	51.251
13	5 MILANI Enrico	F3 Dallara F308 Fiat FTP	51.717
14	999 PENZES Attila	F3 Dallara F397 Opel	3'32.580
15	37 MARTUCCI Luca	F3 Dallara F308 Fia Volkswagen	1 Giro
16	4 VAGAGGINI Paolo	F3 Dallara F308 Fiat FTP	1 Giro
17	23 PORRI Federico	F3 Dallara F308 Fiat	1 Giro
18	10 IANNAZONE Luca	F3 Dallara F306 Volkswagen	1 Giro
19	82 MUNGER Florian	Tatuus FR 2000 Renault	1 Giro
20	20 SISKI Robert	Tatuus FR 2000 Renault	1 Giro
21	55 MINELLI Marco	Tatuus FR 2000 Renault	1 Giro
22	16 BOTTIROLI Antoine	F3 Dallara F312 Mercedes	2 Giri
23	78 NERI Jean Luc	F3 Dallara F311	2 Giri
24	24 VENICA Giorgio	F3 Dallara F308 Volkswagen	4 Giri
25	29 PAPALEO Renato	F3 Dallara F308 Fiat FTP	11 Giri

SPEED

1	29 PAPALEO Renato	F3 Dallara F308 Fiat FTP	253.9
2	14 BENALLI Andrea	F3 Dallara F308 Volkswagen	252.8
3	24 VENICA Giorgio	F3 Dallara F308 Volkswagen	251.0
4	44 ZELLER Sandro	F3 Dallara F306 FIA Volkswagen	249.8
5	777 PELLEGRINO Antonino	F3 Dallara F311 FIA Volkswagen	248.1
6	212 BRAINIK Paolo	F3 Dallara F308 Fia Volkswagen	247.6
7	8 RASERO Dino	F3 Dallara F310 FIA Volkswagen	246.4
8	51 PELLEGRINI Bernardo	F3 Dallara F308 Toyota	246.4
9	55 MINELLI Marco	Tatuus FR 2000 Renault	243.6
10	2 LATTANZI Gianpaolo	F3 Dallara F308 Fiat FTP	243.1
11	BRACALENTE Alessandro	F3 Dallara F311 FIA Volkswagen	243.1
12	46 PEREGO Riccardo	F3 Dallara F308 Fiat	242.6
13	11 BOHLEN Kurt	F3 Dallara F309 Volkswagen	241.5
14	5 MILANI Enrico	F3 Dallara F308 Fiat FTP	240.9
15	23 PORRI Federico	F3 Dallara F308 Fiat	240.4
16	4 VAGAGGINI Paolo	F3 Dallara F308 Fiat FTP	239.9
17	10 IANNAZONE Luca	F3 Dallara F306 Volkswagen	239.3
18	999 PENZES Attila	F3 Dallara F397 Opel	238.8
19	3 TOBLER Marcel	F3 Dallara F308 Mercedes	237.8
20	16 BOTTIROLI Antoine	F3 Dallara F312 Mercedes	236.7
21	99 COLA Andrea	F3 Dallara F312 FIA Mercedes	236.2
22	37 MARTUCCI Luca	F3 Dallara F308 Fia Volkswagen	235.7
23	20 SISKI Robert	Tatuus FR 2000 Renault	235.2
24	82 MUNGER Florian	Tatuus FR 2000 Renault	232.6
25	78 NERI Jean Luc	F3 Dallara F311	232.1

SEG. 1

1	29 PAPALEO Renato	7.115
2	24 VENICA Giorgio	7.145
3	14 BENALLI Andrea	7.159
4	44 ZELLER Sandro	7.171
5	8 RASERO Dino	7.203
6	777 PELLEGRINO An	7.205
7	212 BRAINIK Paolo	7.247
8	51 PELLEGRINI Bern	7.277
9	5 MILANI Enrico	7.304
10	46 PEREGO Riccardo	7.348
11	21 BRACALENTE A	7.349
12	55 MINELLI Marco	7.366
13	2 LATTANZI Gianpa	7.374
14	11 BOHLEN Kurt	7.388
15	4 VAGAGGINI Paolo	7.452
16	10 IANNAZONE Luc	7.460
17	23 PORRI Federico	7.461
18	16 BOTTIROLI Antoin	7.469
19	3 TOBLER Marcel	7.473
20	999 PENZES Attila	7.480
21	37 MARTUCCI Luca	7.518
22	99 COLA Andrea	7.537
23	20 SISKI Robert	7.550
24	82 MUNGER Florian	7.703
25	78 NERI Jean Luc	7.737

SEG. 2

1	8 RASERO Dino	14.872
2	51 PELLEGRINI Bern	14.877
3	21 BRACALENTE A	14.953
4	777 PELLEGRINO An	15.004
5	99 COLA Andrea	15.058
6	44 ZELLER Sandro	15.082
7	3 TOBLER Marcel	15.147
8	14 BENALLI Andrea	15.158
9	11 BOHLEN Kurt	15.190
10	16 BOTTIROLI Antoin	15.191
11	46 PEREGO Riccardo	15.222
12	29 PAPALEO Renato	15.228
13	5 MILANI Enrico	15.308
14	212 BRAINIK Paolo	15.316
15	2 LATTANZI Gianpa	15.322
16	24 VENICA Giorgio	15.454
17	37 MARTUCCI Luca	15.509
18	23 PORRI Federico	15.519
19	4 VAGAGGINI Paolo	15.670
20	999 PENZES Attila	15.859
21	10 IANNAZONE Luc	15.942
22	82 MUNGER Florian	16.230
23	20 SISKI Robert	16.512
24	55 MINELLI Marco	16.742
25	78 NERI Jean Luc	16.985

SEG. 3

1	21 BRACALENTE A	32.165
2	212 BRAINIK Paolo	32.355
3	777 PELLEGRINO An	32.618
4	8 RASERO Dino	32.636
5	99 COLA Andrea	32.678
6	44 ZELLER Sandro	32.679
7	3 TOBLER Marcel	32.804
8	51 PELLEGRINI Bern	32.806
9	16 BOTTIROLI Antoin	32.867
10	24 VENICA Giorgio	32.947
11	46 PEREGO Riccardo	32.974
12	11 BOHLEN Kurt	32.976
13	2 LATTANZI Gianpa	33.008
14	5 MILANI Enrico	33.064
15	29 PAPALEO Renato	33.095
16	14 BENALLI Andrea	33.155
17	37 MARTUCCI Luca	34.006
18	23 PORRI Federico	34.103
19	999 PENZES Attila	34.209
20	4 VAGAGGINI Paolo	34.559
21	10 IANNAZONE Luc	35.188
22	82 MUNGER Florian	35.909
23	20 SISKI Robert	36.124
24	55 MINELLI Marco	36.449
25	78 NERI Jean Luc	37.791

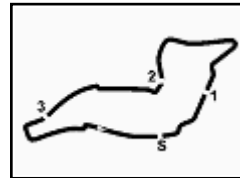
SEG. 4

1	44 ZELLER Sandro	28.826
2	21 BRACALENTE A	28.828
3	212 BRAINIK Paolo	28.855
4	51 PELLEGRINI Bern	28.985
5	8 RASERO Dino	29.179
6	16 BOTTIROLI Antoin	29.192
7	777 PELLEGRINO An	29.241
8	2 LATTANZI Gianpa	29.331
9	46 PEREGO Riccardo	29.445
10	3 TOBLER Marcel	29.455
11	14 BENALLI Andrea	29.465
12	11 BOHLEN Kurt	29.470
13	5 MILANI Enrico	29.494
14	99 COLA Andrea	29.522
15	29 PAPALEO Renato	29.554
16	24 VENICA Giorgio	29.648
17	23 PORRI Federico	29.973
18	37 MARTUCCI Luca	30.346
19	999 PENZES Attila	30.599
20	4 VAGAGGINI Paolo	30.790
21	10 IANNAZONE Luc	30.949
22	55 MINELLI Marco	31.399
23	20 SISKI Robert	31.572
24	82 MUNGER Florian	31.664
25	78 NERI Jean Luc	33.193

SEG. 5

1	44 ZELLER Sandro	17.805
2	51 PELLEGRINI Bern	17.914
3	212 BRAINIK Paolo	17.947
4	21 BRACALENTE A	17.956
5	777 PELLEGRINO An	17.963
6	3 TOBLER Marcel	18.071
7	14 BENALLI Andrea	18.074
8	29 PAPALEO Renato	18.087
9	8 RASERO Dino	18.111
10	24 VENICA Giorgio	18.131
11	16 BOTTIROLI Antoin	18.139
12	11 BOHLEN Kurt	18.206
13	99 COLA Andrea	18.210
14	2 LATTANZI Gianpa	18.249
15	46 PEREGO Riccardo	18.264
16	5 MILANI Enrico	18.288
17	23 PORRI Federico	18.527
18	4 VAGAGGINI Paolo	18.551
19	999 PENZES Attila	18.613
20	37 MARTUCCI Luca	18.749
21	55 MINELLI Marco	19.052
22	10 IANNAZONE Luc	19.087
23	82 MUNGER Florian	19.322
24	20 SISKI Robert	19.510
25	78 NERI Jean Luc	20.056





Enzo e Dino Ferrari 4.909 m

Aci Racing Weekend, 27-28-29 Luglio 2018
F2000 Italian Trophy - Contagiri Gara 1

Giro																
	1	2	3	4	5	6	7	8	9	10	11	12	13	14	15	16
1	21	21	21	21	21	21	21	21	21	21	21	21	21	21	21	21
2	51	51	51	51	51	51	51	51	51	51	51	51	51	51	51	51
3	44	44	44	44	44	44	44	44	44	44	44	44	44	44	44	44
4	777	29	29	29	29	777	777	777	777	777	777	777	777	777	777	777
5	29	777	777	777	777	3	3	8	8	8	8	8	8	8	8	8
6	3	3	3	3	3	8	8	3	3	3	3	3	3	3	3	3
7	11	11	8	8	8	11	11	99	99	99	99	99	99	99	99	99
8	8	8	11	11	11	99	99	11	11	11	11	11	11	11	11	212
9	2	212	2	99	99	46	212	212	212	212	212	212	212	212	212	11
10	212	2	99	2	212	212	46	46	46	46	14	14	14	14	14	14
11	99	99	212	212	46	24	2	2	2	2	2	2	2	46	46	46
12	46	46	46	46	24	2	14	14	14	14	5	5	5	2	2	2
13	5	5	5	5	2	5	5	5	5	5	46	46	46	5	5	5
14	14	24	24	24	5	14	16	16	16	16	16	16	16	16	999	999
15	24	14	14	14	14	16	4	999	999	999	999	999	999	999	37	37
16	23	23	23	16	16	4	999	4	4	4	4	4	4	4	37	4
17	4	4	16	4	4	999	37	37	37	37	37	37	37	4	23	23
18	55	16	4	999	999	37	10	10	10	10	10	10	10	23	10	10
19	999	999	999	10	10	10	55	55	23	23	23	23	23	23	10	82
20	82	55	10	37	37	55	20	23	55	55	55	55	55	82	20	20
21	10	10	37	55	55	20	23	82	82	82	82	82	82	55	55	55
22	16	37	55	20	20	82	82	20	20	20	20	20	20	20	20	20
23	37	82	20	82	82	23	78	78	78	78	78	78	78	78	78	78
24	78	20	82	23	23	78	24	24	24	24	24	24	24	24	24	24
25	20	78	78	78	78	78	78	78	78	78	78	78	78	78	78	78

Final Result			
1	21	BRACALENTE A.	Giri 16
2	51	PELLEGRINI B.	11.042
3	44	ZELLER S.	11.338
4	777	PELLEGRINO A.	16.772
5	8	RASERO D.	19.533
6	3	TOBLER M.	27.727
7	99	COLA A.	34.309
8	212	BRAINIK P.	36.085
9	11	BOHLEN K.	38.244
10	14	BENALLI A.	43.175
11	46	PEREGO R.	49.434
12	2	LATTANZI G.	51.251
13	5	MILANI E.	51.717
14	999	PENZES A.	3'32.580
15	37	MARTUCCI L.	1 Giro
16	4	VAGAGGINI P.	1 Giro
17	23	PORRI F.	1 Giro
18	10	IANNACONE L.	1 Giro
19	82	MUNGER F.	1 Giro
20	20	SISKA R.	1 Giro
21	55	MINELLI M.	1 Giro
22	16	BOTTIROLI A.	2 Giri
23	78	NERI J.	2 Giri
24	24	VENICA G.	4 Giri
RIT	29	PAPALEO R.	11 Giri