

# F.2 Italian Trophy

## Result List Qualifying

Provisional



MISANO 2017

Misano World Circuit, Length: 4226m

Air temperature: 23.97°C

Track temperature: 19°C

Weather condition: Dry

Saturday, April 01, 2017 11:15:00

started : 13      classified : 13      not classified : 0

	Drivers	Team	Car	Lap	Best Time	Gap	Diff	Kph	Day Time
1	21 A.Bracalente(ITA)	Pave Motorsport(ITA)	F3DallaraF312-Mercedes	5	<b>1:30.048</b>			168.9	11:32:20
2	99 A.Cola(ITA)		F3DallaraF312-Mercedes	11	<b>1:30.513</b>	0.465	0.465	168.0	11:36:34
3	7 A.Pellegrino(CHE)	Twister Italia(ITA)	F3 Dallara F 308 VW	9	<b>1:30.679</b>	0.631	0.166	167.7	11:31:56
4	71 R.Ponzio(ITA)		F3 Dallara F308 VW	11	<b>1:30.940</b>	0.892	0.261	167.2	11:36:30
5	69 M.Zanasi(ITA)		F3 Dallara F312 - Toyota	9	<b>1:31.396</b>	1.348	0.456	166.4	11:33:43
6	51 B.Pellegrini(ITA)	Twister Italia(ITA)	F3 Dallara F308 Toyota	12	<b>1:31.420</b>	1.372	0.024	166.4	11:37:12
7	29 R.Papaleo(ITA)		F3 Dallara F308 Fiat FTP	14	<b>1:31.962</b>	1.914	0.542	165.4	11:41:10
8	212 P.Brajnik(ITA)		F3 Dallara F310 VW	9	<b>1:32.442</b>	2.394	0.480	164.5	11:32:45
9	8 D.Rasero(ITA)		F3 Dallara F308 Fiat FTP	5	<b>1:33.357</b>	3.309	0.915	162.9	11:23:41
10	13 A.Terrini Sergio(ITA)	Twister Italia(ITA)	F3 Dallara F308 Fiat FTP	8	<b>1:34.178</b>	4.130	0.821	161.5	11:30:37
11	70 Abdelhakim(ALG)		F3 Dallara F312 - Toyota	12	<b>1:35.691</b>	5.643	1.513	158.9	11:38:42
12	17 F.Santone(ITA)	Twister Italia(ITA)	F3 Dallara F308 Toyota	14	<b>1:37.285</b>	7.237	1.594	156.3	11:41:26
13	27 L.Iannaccone(ITA)	Twister Italia(ITA)	F3 Dallara F308 Toyota	10	<b>1:45.075</b>	15.027	7.790	144.7	11:37:59

Classification limit: 117%      Time: 1:45.356

Subject to final scrutineering!

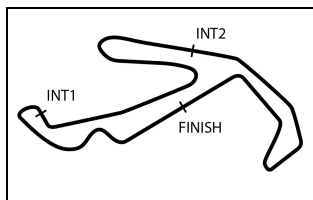
Publication time:	Race Director:	Timekeeper: Steffen Ruhl
-------------------	----------------	--------------------------

BLANCPAIN Timing

ver: 1.0

Page 1/1 printed: 1.4.2017 11:44





# F.2 Italian Trophy

## Class Result List Qualifying

Provisional



MISANO 2017

Misano World Circuit, Length: 4226m

Air temperature: 23.97°C

Track temperature: 19°C

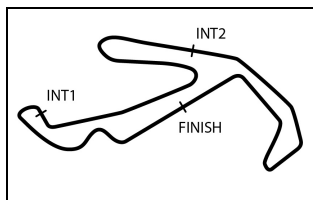
Weather condition: Dry

Saturday, April 01, 2017 11:15:00

started : 13      classified : 13      not classified : 0

Drivers	Team	Car	Lap	Best Time	Gap	Diff	Kph	Day Time		
<b>CLASS: 1</b>										
<b>Started: 8</b>			<b>Classified: 8</b>			<b>Not Classified: 0</b>				
1	21	A.Bracalente	Pave Motorsport(ITA)	F3 Dallara F312 - Mercedes	5	<b>1:30.048</b>		168.9	11:32:20	
2	7	A.Pellegrino	Twister Italia(ITA)	F3 Dallara F 308 VW	9	<b>1:30.679</b>	0.631	0.631	167.7	11:31:56
3	71	R.Ponzio		F3 Dallara F308 VW	11	<b>1:30.940</b>	0.892	0.261	167.2	11:36:30
4	69	M.Zanasi		F3 Dallara F312 - Toyota	9	<b>1:31.396</b>	1.348	0.456	166.4	11:33:43
5	51	B.Pellegrini	Twister Italia(ITA)	F3 Dallara F308 Toyota	12	<b>1:31.420</b>	1.372	0.024	166.4	11:37:12
6	212	P.Brajnik		F3 Dallara F310 VW	9	<b>1:32.442</b>	2.394	1.022	164.5	11:32:45
7	13	A.Terrini Sergio	Twister Italia(ITA)	F3 Dallara F308 Fiat FTP	8	<b>1:34.178</b>	4.130	1.736	161.5	11:30:37
8	70	Abdelhakim		F3 Dallara F312 - Toyota	12	<b>1:35.691</b>	5.643	1.513	158.9	11:38:42

Classification limit: 117%      Time: 1:45.356



# F.2 Italian Trophy

## Class Result List Qualifying

Provisional



MISANO 2017

Misano World Circuit, Length: 4226m

Air temperature: 23.97°C

Track temperature: 19°C

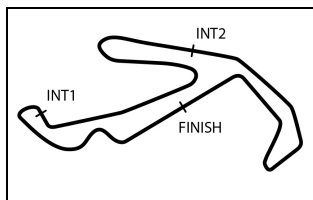
Weather condition: Dry

Saturday, April 01, 2017 11:15:00

started : 13      classified : 13      not classified : 0

Drivers	Team	Car	Lap	Best Time	Gap	Diff	Kph	Day Time
<b>CLASS: 2</b>								
<b>Started: 4</b>			<b>Classified: 4</b>			<b>Not Classified: 0</b>		
1 29 R.Papaleo		F3 Dallara F308 Fiat FTP	14	<b>1:31.962</b>			165.4	11:41:10
2 8 D.Rasero		F3 Dallara F308 Fiat FTP	5	<b>1:33.357</b>	1.395	1.395	162.9	11:23:41
3 17 F.Santone	Twister Italia(ITA)	F3 Dallara F308 Toyota	14	<b>1:37.285</b>	5.323	3.928	156.3	11:41:26
4 27 L.Iannaccone	Twister Italia(ITA)	F3 Dallara F308 Toyota	10	<b>1:45.075</b>	13.113	7.790	144.7	11:37:59

Classification limit: 117%      Time: 1:47.595



# F.2 Italian Trophy

## Class Result List Qualifying

Provisional



Misano World Circuit, Length: 4226m

Air temperature: 23.97°C

Track temperature: 19°C

Weather condition: Dry

Saturday, April 01, 2017 11:15:00

started : 13      classified : 13      not classified : 0

Drivers	Team	Car	Lap	Best Time	Gap	Diff	Kph	Day Time
---------	------	-----	-----	-----------	-----	------	-----	----------

**CLASS: 3**

Started: 1      Classified: 1      Not Classified: 0

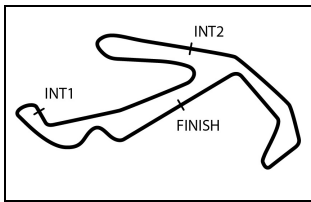
1	99	A.Cola	F3 Dallara F312 - Mercedes	11	1:30.513		168.0	11:36:34
---	----	--------	----------------------------	----	----------	--	-------	----------

Classification limit: 117%      Time: 1:45.900

Publication time:

Race Director:

Timekeeper: Steffen Ruhl



# F.2 Italian Trophy

## Sector List Qualifying

Provisional



MISANO 2017

Misano World Circuit, Length: 4226m

Air temperature: 23.97°C

Track temperature: 19°C

Weather condition: Dry

Saturday, April 01, 2017 11:15:00

Lap	Time	SE1	SP1	SE2	SP2	SE3	SP3	TSP	Lap	Time	SE1	SP1	SE2	SP2	SE3	SP3	TSP
<b>7 Pellegrino, CHE</b>									<b>theoretical besttime: 1:30.659</b>								
1	2:05.390	49.247	107	41.262	194	34.881	189		6	2:04.774	48.619	127	42.573	172	33.582	197	
2	1:34.468	24.382	138	36.090	208	33.996	192		7	1:33.118	24.851	130	35.718	210	32.549	193	
3	1:32.811	23.713	141	35.824	210	33.274	196		8	1:30.857	23.261	144	35.257	210	<b>32.339</b>	<b>196</b>	
4	1:31.599	23.473	140	35.560	209	32.566	196		9	<b>1:30.679</b>	<b>23.102</b>	<b>144</b>	<b>35.218</b>	<b>210</b>	32.359	197	
5	3:32.785	23.360	143	35.307	<b>212</b>	2:34.118			10		25.344	130	38.073	198			

<b>8 Rasero, ITA</b>									<b>theoretical besttime: 1:32.899</b>								
1	2:17.025	55.478	95	42.997	203	38.550	187		8	1:33.946	23.778	141	36.505	207	33.663	196	
2	1:40.078	26.617	122	38.427	207	35.034	192		9	3:13.716	24.012	137	37.549	206	2:12.155		
3	1:35.302	24.526	137	36.567	208	34.209	195		10	2:01.653	49.364	119	37.775	206	34.514	193	
4	1:35.586	24.339	136	37.393	206	33.854	194		11	1:35.294	24.242	134	36.844	206	34.208	195	
5	<b>1:33.357</b>	23.943	139	<b>35.874</b>	<b>210</b>	33.540	193		12	1:33.442	23.669	141	36.125	207	33.648	195	
6	1:33.717	23.741	141	36.445	208	<b>33.531</b>	191		13	1:52.189	<b>23.494</b>	<b>142</b>	53.821	207	34.874	188	
7	1:34.300	23.565	141	36.444	207	34.291	193		14		32.949	115	38.617	205			

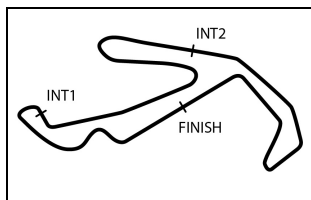
<b>13 Terrini Sergio, ITA</b>									<b>theoretical besttime: 1:33.891</b>								
1	2:48.320	1:20.204	99	47.419	186	40.697	177		8	<b>1:34.178</b>	24.325	140	36.383	210	<b>33.470</b>	<b>196</b>	
2	1:43.738	28.226	120	39.748	208	35.764	190		9	1:35.796	24.143	139	37.965	212	33.688	196	
3	1:37.786	26.350	128	36.910	212	34.526	192		10	1:34.280	24.223	138	36.541	211	33.516	193	
4	2:40.693	25.226	135	36.867	211	1:38.600			11	1:35.279	24.374	141	<b>36.360</b>	<b>210</b>	34.545	192	
5	2:01.642	42.669	121	40.959	201	38.014	192		12	1:34.507	24.225	138	36.577	210	33.705	196	
6	1:36.281	25.107	136	37.107	211	34.067	193		13	2:06.080	<b>24.061</b>	<b>138</b>	41.429	189	1:00.590		
7	1:34.659	24.443	140	36.566	210	33.650	195		14		43.154	120	40.294	201			

<b>17 Santone, ITA</b>									<b>theoretical besttime: 1:37.207</b>								
1	2:30.768	58.656	95	47.216	190	44.896	161		8	1:38.601	25.496	139	38.203	198	34.902	183	
2	1:52.094	32.305	109	42.404	197	37.385	178		9	1:37.614	25.347	140	<b>38.029</b>	<b>199</b>	<b>34.238</b>	<b>183</b>	
3	1:55.114	28.440	124	39.449	199	47.225	178		10	3:09.334	25.317	141	53.877	195	1:50.140		
4	1:41.067	26.439	135	38.896	200	35.732	178		11	2:03.697	46.922	121	41.185	192	35.590	182	
5	1:40.257	26.005	134	38.732	200	35.520	180		12	1:40.447	26.923	134	38.576	200	34.948	183	
6	1:40.707	25.770	137	39.728	199	35.209	180		13	1:39.040	25.320	139	39.168	194	34.552	185	
7	1:39.946	25.691	140	39.236	<b>200</b>	35.019	184		14	<b>1:37.285</b>	<b>24.940</b>	<b>136</b>	38.095	200	34.250	179	

<b>21 Bracalente, ITA</b>									<b>theoretical besttime: 1:29.938</b>								
1	3:18.278	1:38.751	101	45.082	180	54.445			6	1:30.509	22.920	145	35.299	208	32.290	194	
2	9:28.068	8:07.673	110	43.337	183	37.058	189		7	1:38.043	26.044	123	39.394	206	32.605	198	
3	1:32.865	23.917	143	36.411	207	32.537	194		8	1:30.184	<b>22.765</b>	<b>146</b>	35.360	208	32.059	196	
4	1:30.808	23.325	145	35.376	208	32.107	195		9	1:50.552	22.856	147	35.887	196	51.809		
5	<b>1:30.048</b>	22.875	<b>147</b>	<b>35.242</b>	<b>208</b>	<b>31.931</b>	196										

<b>27 Iannaccone, ITA</b>									<b>theoretical besttime: 1:44.926</b>								
1	3:25.795	1:40.918	90	54.969	149	49.908	153		7	2:38.755	1:13.607	102	44.621	189	40.527	173	
2	2:02.382	34.646	97	45.178	186	42.558	166		8	1:50.706	29.209	122	41.038	189	40.459	173	
3	1:51.478	29.668	117	42.767	190	39.043	174		9	1:47.817	29.109	117	40.680	189	38.028	175	
4	1:48.938	28.802	126	41.447	<b>192</b>	38.689	169		10	<b>1:45.075</b>	27.367	129	<b>40.220</b>	<b>191</b>	<b>37.488</b>	<b>173</b>	
5	1:49.003	28.805	124	40.980	190	39.218	167		11	1:46.466	27.448	128	41.158	189	37.860	164	
6	3:59.181	29.274	120	40.926	191	2:48.981			12	1:45.716	<b>27.218</b>	<b>126</b>	40.887	189	37.611	175	

<b>29 Papaleo, ITA</b>									<b>theoretical besttime: 1:31.887</b>								
1	2:28.527	1:05.191	111	43.767	203	39.569	189		8	1:33.220	23.894	144	36.115	209	33.211	186	
2	1:36.419	25.254	132	37.276	208	33.889	181		9	1:38.812	23.735	142	35.976	209	39.101	200	
3	2:07.507	54.868	126	38.139	207	34.500	181		10	1:32.686	23.829	146	35.762	206	33.095	185	
4	1:35.130	24.273	141	36.241	<b>211</b>	34.616	193		11	1:32.476	23.803	141	35.787	207	32.886	183	
5	1:33.737	24.228	146	36.116	209	33.393	188		12	1:39.586	24.226	136	37.450	203	37.910	187	
6	3:42.014	23.933	144	<b>35.672</b>	210	2:42.409			13	1:35.104	23.923	138	38.086	208	33.095	190	
7	2:02.851	50.587	134	37.316	204	34.948	182		14	<b>1:31.962</b>	<b>23.378</b>	<b>144</b>	35.747	209	<b>32.837</b>	<b>195</b>	



# F.2 Italian Trophy

## Sector List Qualifying

Provisional



MISANO 2017

Misano World Circuit, Length: 4226m

Air temperature: 23.97°C

Track temperature: 19°C

Weather condition: Dry

Saturday, April 01, 2017 11:15:00

Lap	Time	SE1	SP1	SE2	SP2	SE3	SP3	TSP	Lap	Time	SE1	SP1	SE2	SP2	SE3	SP3	TSP
<b>51</b>	Pellegrini, ITA								<b>theoretical besttime: 1:31.404</b>								
1	2:24.645	1:07.273	116	40.559	204	36.813	191		8	1:32.187	23.653	140	35.827	210	32.707	204	
2	1:35.196	25.134	134	36.656	211	33.406	201		9	1:33.429	23.867	140	35.802	211	33.760	185	
3	1:32.869	24.235	137	35.873	<b>211</b>	32.761	201		10	1:34.428	25.159	131	36.611	209	32.658	196	
4	1:49.723	25.492	121	37.428	211	46.803			11	1:32.002	23.856	139	35.766	209	32.380	197	
5	4:00.576	2:45.568	118	40.176	202	34.832	192		12	<b>1:31.420</b>	<b>23.526</b>	<b>140</b>	35.554	209	<b>32.340</b>	<b>201</b>	
6	1:34.072	24.606	138	36.689	206	32.777	201		13	1:33.096	23.943	127	36.088	210	33.065	206	
7	1:31.772	23.637	<b>141</b>	<b>35.538</b>	211	32.597	204		14		23.920	140	35.702	210			

<b>69</b>	Zanasi, ITA								<b>theoretical besttime: 1:30.839</b>								
1	2:27.198	1:06.377	112	41.846	180	38.975	190		8	1:31.576	23.234	144	35.953	210	32.389	196	
2	1:35.017	24.917	136	36.656	210	33.444	196		9	<b>1:31.396</b>	23.298	143	35.882	210	<b>32.216</b>	<b>197</b>	
3	1:32.416	23.875	142	35.830	<b>211</b>	32.711	197		10	1:34.948	23.171	145	35.773	209	36.004	198	
4	4:53.797	24.056	128	38.078	209	3:51.663			11	1:36.799	23.670	120	39.912	204	33.217	196	
5	2:03.738	50.719	101	38.894	207	34.125	195		12	1:34.421	23.200	142	38.060	208	33.161	197	
6	1:35.979	23.499	143	36.755	208	35.725	196		13	1:31.691	<b>23.124</b>	<b>143</b>	<b>35.499</b>	<b>209</b>	33.068	190	
7	1:31.405	23.308	143	35.605	210	32.492	197										

<b>70</b>	Abdelhakim, ALG								<b>theoretical besttime: 1:35.573</b>								
1	2:32.544	1:04.705	96	46.947	169	40.892	172		8	1:36.067	25.066	131	37.020	208	33.981	185	
2	1:44.222	29.426	117	38.697	206	36.099	184		9	1:57.467	24.769	132	36.893	208	55.805		
3	1:38.433	25.891	126	37.913	207	34.629	185		10	4:28.803	3:06.821	84	42.376	203	39.606	179	
4	1:37.548	25.343	130	37.487	207	34.718	184		11	1:42.191	25.709	125	41.167	208	35.315	181	
5	1:35.977	24.908	<b>133</b>	36.984	208	34.085	<b>195</b>		12	<b>1:35.691</b>	<b>24.750</b>	<b>131</b>	37.002	208	<b>33.939</b>	<b>188</b>	
6	1:36.439	25.350	130	37.074	207	34.015	188		13	1:38.392	26.166	131	37.575	180	34.651	187	
7	1:36.125	24.982	133	<b>36.884</b>	<b>209</b>	34.259	182										

<b>71</b>	Ponzio, ITA								<b>theoretical besttime: 1:30.838</b>								
1	2:02.381	47.663	118	40.580	206	34.138	188		8	1:33.132	24.285	136	36.260	207	32.587	200	
2	1:34.144	24.317	141	36.820	206	33.007	198		9	1:32.762	23.186	142	37.043	205	32.533	198	
3	1:33.486	23.557	<b>146</b>	37.116	209	32.813	198		10	1:32.437	23.158	143	35.477	208	33.802	200	
4	1:31.235	23.317	142	35.406	206	<b>32.512</b>	200		11	<b>1:30.940</b>	<b>23.037</b>	<b>142</b>	<b>35.289</b>	<b>208</b>	32.614	200	
5	1:31.221	23.317	142	35.352	<b>209</b>	32.552	197		12	1:37.866	25.378	138	37.246	207	35.242	200	
6	5:08.831	23.173	142	35.694	206	4:09.964			13	1:51.865	23.152	141	46.553	157	42.160	195	
7	1:59.387	46.142	119	39.436	201	33.809	193		14	1:31.330	23.286	141	35.320	208	32.724	196	

<b>99</b>	Cola, ITA								<b>theoretical besttime: 1:30.417</b>								
1	2:35.856	1:13.801	106	43.296	168	38.759	192		8	4:42.386	23.907	136	36.677	209	3:41.802		
2	1:35.082	25.121	134	36.853	210	33.108	193		9	1:58.563	46.333	118	38.928	201	33.302	195	
3	1:32.669	24.102	136	36.164	210	32.403	194		10	1:32.340	23.686	133	36.369	209	32.285	196	
4	1:32.230	23.688	140	35.927	210	32.615	194		11	<b>1:30.513</b>	23.085	141	<b>35.390</b>	<b>207</b>	<b>32.038</b>	<b>197</b>	
5	1:31.957	23.265	138	36.300	211	32.392	195		12	1:30.652	23.036	144	35.532	213	32.084	198	
6	1:31.072	23.253	141	35.423	210	32.396	196		13	1:31.565	23.050	137	36.347	210	32.168	196	
7	1:31.420	23.286	138	35.886	211	32.248	197		14	1:30.881	<b>22.989</b>	<b>142</b>	35.749	210	32.143	197	

<b>212</b>	Brajnik, ITA								<b>theoretical besttime: 1:32.132</b>								
1	2:03.535	48.280	113	40.244	197	35.011	185		7	1:32.683	23.962	141	36.198	209	<b>32.523</b>	<b>200</b>	
2	4:25.190	24.402	139	36.529	211	3:24.259			8	1:33.470	24.306	137	36.155	211	33.009	194	
3	1:56.960	44.051	122	38.081	208	34.828	184		9	<b>1:32.442</b>	23.880	140	<b>35.824</b>	<b>212</b>	32.738	194	
4	1:34.132	24.891	136	36.362	210	32.879	192		10	3:16.344	24.164	127	38.009	210	2:14.171		
5	1:33.173	24.059	<b>142</b>	36.381	210	32.733	193		11		48.572	97	40.407	208			
6	1:33.104	<b>23.785</b>	140	36.406	211	32.913	190										