

F.2 Italian Trophy

Result List Race 2

Provisional



MISANO 2017

Misano World Circuit, Length: 4226m

Air temperature: 19.54°C

Track temperature: 15°C

Weather condition: Dry

Sunday, April 02, 2017 16:15:00

started : 12 classified : 10 not classified : 2

	Cl.	Drivers	Team	Car	Laps	Total Time	Gap	Kph	Lap	Time	Kph	
1	51	1	B.Pellegrini		F3 Dallara F308 Toyota	16	25:00.086		163.2	13	1:32.551	164.3
2	7	1	A.Pellegrino	Twister Italia(Twister Italia)	F3 Dallara F 308 VW	16	25:01.967	1.881	163.1	13	1:32.365	164.7
3	99	3	A.Cola		F3DallaraF312-Mercedes	16	25:04.670	4.584	163.1	9	1:32.055	165.2
4	71	1	R.Ponzio		F3 Dallara F308 VW	16	25:04.774	4.688	163.2	13	1:32.541	164.3
5	212	1	P.Brajnik		F3 Dallara F310 VW	16	25:07.527	7.441	162.7	16	1:32.043	165.2
6	69	1	M.Zanasi		F3 Dallara F312 - Toyota	16	25:12.592	12.506	162.2	14	1:32.501	164.4
7	29	2	R.Papaleo		F3 Dallara F308 Fiat FTP	16	25:19.187	19.101	161.3	10	1:33.459	162.7
8	8	2	D.Rasero		F3 Dallara F308 Fiat FTP	16	25:49.094	49.008	158.0	15	1:35.378	159.5
9	17	2	F.Santone	Twister Italia(Twister Italia)	F3 Dallara F308 Toyota	15	25:44.980	1LAPS	148.7	10	1:39.531	152.8
10	27	2	L.Iannaccone	Twister Italia(Twister Italia)	F3 Dallara F308 Toyota	14	25:38.525	2 LAP	139.5	14	1:45.946	143.5

Not classified

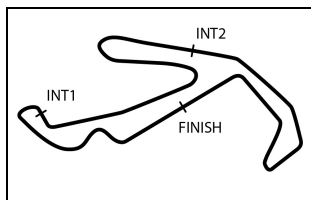
13	1	A.Terrini Sergio	Twister Italia(Twister Italia)	F3 Dallara F308 Fiat FTP	10	17:20.572	6 LAP	146.3	8	1:35.781	158.8
21	1	A.Bracalente	Pave Motorsport(Pave Motorsport)	DallaraF312-Volkswagen	7	11:09.954	9 LAP	160.9	3	1:33.829	162.1

Did not start

70	1	Abdelhakim		F3 Dallara F312 - Toyota							
----	---	-------------------	--	--------------------------	--	--	--	--	--	--	--

Fastest lap of the race. Car 212 driver Paolo Brajnik on lap 16. Time 1:32.043, average speed 165.2 km/h.

Publication time:	Race Director:	Timekeeper: Steffen Ruhl
-------------------	----------------	--------------------------



F.2 Italian Trophy

Class Result List Race 2

Provisional



MISANO 2017

Misano World Circuit, Length: 4226m

Air temperature: 19.54°C

Track temperature: 15°C

Weather condition: Dry

Sunday, April 02, 2017 16:15:00

started : 12 classified : 10 not classified : 2

Drivers	Team	Car	Laps	Time	Gap	Kph	Best	Lap
---------	------	-----	------	------	-----	-----	------	-----

CLASS: 1

Started: 7

Classified: 5

Not Classified: 2

1	51	B.Pellegrini		F3 Dallara F308 Toyota	16	25:00.086		163.2	1:32.551	13
2	7	A.Pellegrino	Twister Italia(Twister Italia)	F3 Dallara F 308 VW	16	25:01.967	1.881	163.1	1:32.365	13
3	71	R.Ponzio		F3 Dallara F308 VW	16	25:04.774	4.688	163.2	1:32.541	13
4	212	P.Brajnik		F3 Dallara F310 VW	16	25:07.527	7.441	162.7	1:32.043	16
5	69	M.Zanasi		F3 Dallara F312 - Toyota	16	25:12.592	12.506	162.2	1:32.501	14

Not classified

13		A.Terrini Sergio	Twister Italia(Twister Italia)	F3 Dallara F308 Fiat FTP	10	17:20.572	6 LAP	146.3	1:35.781	8
21		A.Bracalente	PaveMotorsport(PaveMotorsport)	Dallara F312 - Volkswagen	7	11:09.954	9 LAP	160.9	1:33.829	3

Did not start

70		Abdelhakim		F3 Dallara F312 - Toyota						
----	--	------------	--	--------------------------	--	--	--	--	--	--

Fastest lap of the class. Car 212 driver Paolo Brajnik on lap 16. Time 1:32.043, average speed 165.2 km/h.

CLASS: 2

Started: 4

Classified: 4

Not Classified: 0

1	29	R.Papaleo		F3 Dallara F308 Fiat FTP	16	25:19.187		161.3	1:33.459	10
2	8	D.Rasero		F3 Dallara F308 Fiat FTP	16	25:49.094	29.907	158.0	1:35.378	15
3	17	F.Santone	Twister Italia(Twister Italia)	F3 Dallara F308 Toyota	15	25:44.980	1LAPS	148.7	1:39.531	10
4	27	L.Iannaccone	Twister Italia(Twister Italia)	F3 Dallara F308 Toyota	14	25:38.525	2LAP	139.5	1:45.946	14

Fastest lap of the class. Car 29 driver Renato Papaleo on lap 10. Time 1:33.459, average speed 162.7 km/h.

CLASS: 3

Started: 1

Classified: 1

Not Classified: 0

1	99	A.Cola		F3 Dallara F312 - Mercedes	16	25:04.670		163.1	1:32.055	9
---	----	--------	--	----------------------------	----	-----------	--	-------	----------	---

Fastest lap of the class. Car 99 driver Andrea Cola on lap 9. Time 1:32.055, average speed 165.2 km/h.

Publication time:

Race Director:

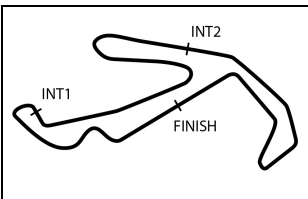
Timekeeper: Steffen Ruhl

BLANCPAIN Timing

ver: 1.0

Page 1/1 printed: 2.4.2017 16:52





F.2 Italian Trophy

Lap Chart Race 2

Provisional



Misano World Circuit, Length: 4226 m

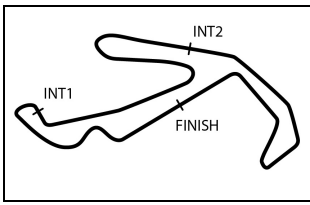
Sunday, April 02, 2017 16:15:00

L/P	1	2	3	4	5	6	7	8	9	10	11	12	13	14	15	16	17	18	19	20	21	22	23	24	25	26	27	28	29	30	31	32	33	34	35	36	37	38	39	40	41	42	43	44	45									
LAP 1	51	21	7	29	13	8	212	99	69	71	17	27																																										
LAP 2	51	21	7	29	99	212	71	69	8	17	27	13																																										
LAP 3	51	21	7	29	99	71	212	69	8	17	27	13																																										
LAP 4	51	7	21	29	99	71	212	69	8	17	27	13																																										
LAP 5	51	7	21	99	29	71	212	69	8	17	13	27																																										
LAP 6	51	7	99	21	71	29	212	69	8	17	13	27'																																										
LAP 7	51	7	99	71	21	212	29	69	8	17	13	27'																																										
LAP 8	51	7	99	71	212	29	69	8	17	13	27'																																											
LAP 9	51	7	99	71	212	29	69	8	17	13	27'																																											
LAP 10	51	7	99	71	212	29	69	8	17	13'	27'																																											
LAP 11	51	7	99	71	212	29	69	8	17'	27'																																												
LAP 12	51	7	99	71	212	69	29	8	17'	27'																																												
LAP 13	51	7	99	71	212	69	29	8	17'	27'																																												
LAP 14	51	7	99	71	212	69	29	8	17'	27'																																												
LAP 15	51	7	99	71	212	69	29	8	17'																																													
LAP 16	51	7	99	71	212	69	29	8																																														

. - PIT STOP ' - LAP BEHIND

BLANCPAIN Timing





F.2 Italian Trophy

Sector List Race 2

Provisional



Misano World Circuit, Length: 4226m
Air temperature: 19.54°C
Track temperature: 15°C
Weather condition: Dry

MISANO 2017

Sunday, April 02, 2017 16:15:00

Lap	Time	SE1	SP1	SE2	SP2	SE3	SP3	TSP	Lap	Time	SE1	SP1	SE2	SP2	SE3	SP3	TSP
-----	------	-----	-----	-----	-----	-----	-----	-----	-----	------	-----	-----	-----	-----	-----	-----	-----

7 Pellegrino, CHE

theoretical besttime: 1:32.319

1	1:43.359	32.211	133	37.420	204	33.728	199		9	1:32.871	23.642	142	36.141	203	33.088	198	
2	1:34.006	24.043	138	36.468	202	33.495	199		10	1:32.692	23.672	142	36.020	204	33.000	193	
3	1:33.805	24.316	137	36.257	203	33.232	197		11	1:33.001	23.696	143	36.072	203	33.233	198	
4	1:34.259	24.135	136	36.640	202	33.484	195		12	1:32.510	23.548	143	35.974	203	32.988	199	
5	1:32.969	23.819	143	35.924	204	33.226	199		13	1:32.365	23.407	144	35.944	203	33.014	197	
6	1:33.019	23.587	141	36.204	203	33.228	199		14	1:33.331	23.594	142	36.147	204	33.590	196	
7	1:33.434	23.680	141	36.088	203	33.666	200		15	1:33.372	23.728	139	36.245	203	33.399	198	
8	1:33.195	23.702	142	36.433	203	33.060	197		16	1:33.779	23.848	142	36.452	204	33.479	183	

8 Rasero, ITA

theoretical besttime: 1:35.077

1	1:45.328	31.849	131	38.601	205	34.878	197		9	1:35.669	24.224	135	36.883	201	34.562	196	
2	1:39.866	26.260	139	39.020	198	34.586	196		10	1:36.094	24.202	136	36.910	201	34.982	197	
3	1:35.771	24.578	135	36.944	202	34.249	197		11	1:36.143	24.017	136	37.622	201	34.504	197	
4	1:35.829	24.275	137	37.271	201	34.283	197		12	1:35.512	24.068	137	36.866	201	34.578	190	
5	1:35.548	24.259	138	36.858	201	34.431	196		13	1:36.176	24.467	136	37.196	200	34.513	196	
6	1:36.768	24.428	136	37.083	201	35.257	193		14	1:35.539	24.196	140	37.044	201	34.299	194	
7	1:35.782	24.151	137	37.241	201	34.390	197		15	1:35.378	24.123	136	36.811	201	34.444	196	
8	1:37.310	24.637	139	37.133	201	35.540	196		16	1:36.381	24.818	133	37.059	201	34.504	194	

13 Terrini Sergio, ITA

theoretical besttime: 1:35.398

1	1:45.080	30.763	134	38.133	206	36.184	198		7	1:36.365	24.794	140	37.123	203	34.448	197	
2	2:36.199	24.537	141	1:35.374	190	36.288	193		8	1:35.781	24.508	137	37.080	205	34.193	198	
3	1:38.253	25.751	125	37.722	203	34.780	198		9	1:36.354	24.208	140	37.263	205	34.883	195	
4	1:36.738	24.865	136	37.336	204	34.537	196		10	1:40.218	26.026	132	38.835	204	35.357	170	
5	1:38.481	24.997	135	36.997	204	36.487	196		11		25.535	136	39.129	203			
6	1:37.103	24.953	140	37.401	204	34.749	197										

17 Santone, ITA

theoretical besttime: 1:38.954

1	1:52.715	34.869	126	40.150	192	37.696	180		9	1:39.805	25.511	138	38.824	192	35.470	185	
2	1:43.978	26.559	125	40.547	189	36.872	182		10	1:39.531	25.402	133	38.757	191	35.372	185	
3	1:42.500	26.541	129	39.701	189	36.258	184		11	1:57.702	25.178	134	56.012	186	36.512	184	
4	1:41.294	25.838	131	39.465	189	35.991	182		12	1:44.028	27.818	129	40.170	190	36.040	185	
5	1:40.682	25.639	131	39.185	190	35.858	185		13	1:41.419	26.055	128	39.246	191	36.118	185	
6	1:40.411	25.991	131	38.716	191	35.704	185		14	1:40.365	25.600	129	39.148	191	35.617	186	
7	1:39.971	25.461	136	38.404	191	36.106	183		15	1:40.604	25.566	136	38.756	189	36.282	183	
8	1:39.975	25.597	134	38.496	192	35.882	185										

21 Bracalente, ITA

theoretical besttime: 1:33.435

1	1:42.687	31.504	131	37.742	202	33.441	196		5	1:34.041	23.872	138	36.750	200	33.419	195	
2	1:34.394	24.097	140	36.671	202	33.626	197		6	1:34.153	23.725	136	36.433	197	33.995	194	
3	1:33.829	24.119	138	36.359	201	33.351	195		7	1:35.075	23.807	136	37.194	202	34.074	192	
4	1:35.775	24.088	134	36.909	198	34.778	192		8		23.990	137					

27 Iannaccone, ITA

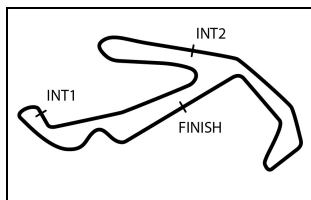
theoretical besttime: 1:45.830

1	2:00.972	38.578	112	42.930	183	39.464	169		8	1:48.142	27.816	123	41.807	180	38.519	176	
2	1:50.305	28.932	111	42.268	182	39.105	163		9	1:46.582	27.497	126	40.846	185	38.239	179	
3	1:48.665	28.327	118	41.339	183	38.999	177		10	1:46.918	27.839	122	40.695	184	38.384	171	
4	1:48.507	28.262	119	41.494	183	38.751	178		11	1:45.998	27.466	124	40.423	184	38.109	185	
5	1:48.939	28.160	118	40.786	182	39.993	184		12	1:51.005	27.907	119	41.977	180	41.121	179	
6	1:53.637	28.434	122	41.793	182	43.410	146		13	1:49.334	29.685	116	41.644	184	38.005	173	
7	1:53.575	31.920	119	41.990	182	39.665	176		14	1:45.946	27.402	125	40.509	184	38.035	179	

29 Papaleo, ITA

theoretical besttime: 1:33.119

1	1:44.638	32.444	136	37.589	205	34.605	197		9	1:33.518	23.960	142	36.251	206	33.307	190	
2	1:34.280	24.200	144	36.533	205	33.547	185		10	1:33.459	23.936	138	36.355	204	33.168	192	
3	1:34.037	24.105	144	36.589	201	33.343	188		11	1:33.492	23.903	145	36.215	203	33.374	191	
4	1:34.203	23.935	142	36.347	203	33.921	205		12	1:34.742	23.736	144	37.096	203	33.910	206	
5	1:34.891	24.361	140	36.658	204	33.872	200		13	1:33.961	24.218	140	36.402	203	33.341	199	
6	1:34.566	24.585	139	36.462	206	33.519	190		14	1:34.044	24.137	142	36.414	202	33.493	185	



F.2 Italian Trophy

Sector List Race 2

Provisional



MISANO 2017

Misano World Circuit, Length: 4226m

Air temperature: 19.54°C

Track temperature: 15°C

Weather condition: Dry

Sunday, April 02, 2017 16:15:00

Lap	Time	SE1	SP1	SE2	SP2	SE3	SP3	TSP	Lap	Time	SE1	SP1	SE2	SP2	SE3	SP3	TSP
7	1:35.252	23.936	143	37.492	201	33.824	195		15	1:35.135	24.164	131	37.512	201	33.459	197	
8	1:34.087	24.058	143	36.513	206	33.516	191		16	1:34.882	24.303	143	36.518	202	34.061	183	

51 Pellegrini, ITA

theoretical besttime: 1:32.385

1	1:42.210	31.119	131	37.287	205	33.804	198		9	1:32.555	23.785	139	35.883	208	32.887	205	
2	1:34.359	24.183	138	36.829	205	33.347	200		10	1:32.776	23.869	138	35.892	206	33.015	203	
3	1:33.647	24.244	138	36.192	205	33.211	201		11	1:32.883	23.897	138	35.928	208	33.058	201	
4	1:33.704	24.194	138	36.241	205	33.269	201		12	1:33.448	23.964	137	36.273	206	33.211	201	
5	1:33.438	24.149	140	36.199	206	33.090	200		13	1:32.551	23.715	141	35.912	207	32.924	202	
6	1:33.074	23.923	137	35.975	206	33.176	200		14	1:33.776	23.918	136	36.708	202	33.150	202	
7	1:33.225	23.929	137	36.020	207	33.276	203		15	1:32.723	23.803	139	35.783	207	33.137	201	
8	1:32.655	23.859	140	35.861	207	32.935	202		16	1:33.062	23.933	139	35.967	207	33.162	200	

69 Zanasi, ITA

theoretical besttime: 1:32.440

1	1:46.081	33.685	133	37.580	209	34.816	200		9	1:33.084	23.682	142	36.210	207	33.192	200	
2	1:37.859	25.859	139	38.556	201	33.444	199		10	1:33.237	23.831	142	36.448	208	32.958	201	
3	1:34.089	23.872	142	36.563	206	33.654	194		11	1:33.714	24.138	142	36.147	207	33.429	198	
4	1:34.278	24.256	139	36.524	206	33.498	199		12	1:33.481	24.081	143	36.292	208	33.108	200	
5	1:33.832	24.094	137	36.484	204	33.254	200		13	1:32.928	23.750	142	36.188	204	32.990	201	
6	1:33.649	23.831	142	36.393	204	33.425	198		14	1:32.501	23.491	143	36.012	204	32.998	200	
7	1:33.561	23.765	140	36.491	204	33.305	199		15	1:33.448	23.940	143	36.418	204	33.090	197	
8	1:33.589	23.918	140	36.573	206	33.098	200		16	1:33.261	23.470	145	36.405	204	33.386	197	

71 Ponzio, ITA

theoretical besttime: 1:32.189

1	1:46.566	34.254	134	37.936	203	34.376	198		9	1:33.111	23.592	140	36.331	203	33.188	201	
2	1:35.814	25.789	138	36.908	201	33.117	200		10	1:33.030	23.587	141	36.368	203	33.075	200	
3	1:33.649	24.173	140	36.245	202	33.231	200		11	1:32.711	23.527	140	36.238	202	32.946	200	
4	1:33.170	23.520	140	36.308	204	33.342	200		12	1:33.315	23.535	140	36.550	202	33.230	200	
5	1:32.972	23.593	140	36.333	204	33.046	204		13	1:32.541	23.512	140	36.174	202	32.855	200	
6	1:33.512	24.019	140	36.426	203	33.067	202		14	1:32.737	23.296	141	36.038	204	33.403	199	
7	1:33.484	23.420	141	36.165	203	33.899	195		15	1:32.635	23.552	141	36.087	203	32.996	202	
8	1:32.653	23.456	140	36.228	203	32.969	200		16	1:32.874	23.747	134	36.255	204	32.872	201	

99 Cola, ITA

theoretical besttime: 1:31.862

1	1:45.825	33.340	133	37.793	208	34.692	197		9	1:32.055	23.582	141	35.764	207	32.709	201	
2	1:35.723	25.363	140	36.725	203	33.635	197		10	1:32.247	23.887	139	35.727	206	32.633	200	
3	1:33.239	23.990	140	36.356	203	32.893	198		11	1:32.232	23.502	140	35.781	208	32.949	200	
4	1:33.042	24.022	138	36.212	204	32.808	200		12	1:33.358	23.885	138	36.044	205	33.429	191	
5	1:33.441	24.217	135	36.333	209	32.891	196		13	1:34.284	24.419	137	36.253	204	33.612	197	
6	1:32.499	23.905	139	35.841	207	32.753	198		14	1:34.097	24.181	140	35.930	205	33.986	197	
7	1:33.869	24.107	137	36.203	205	33.559	196		15	1:32.807	23.637	140	36.049	204	33.121	198	
8	1:32.775	23.798	138	36.070	205	32.907	197		16	1:33.177	23.896	136	36.073	204	33.208	183	

212 Brajnik, ITA

theoretical besttime: 1:32.023

1	1:45.549	33.024	126	37.872	207	34.653	199		9	1:33.090	23.845	139	36.373	206	32.872	200	
2	1:36.778	24.925	139	37.393	200	34.460	189		10	1:33.286	23.949	138	36.225	205	33.112	190	
3	1:34.603	24.768	141	36.824	204	33.011	199		11	1:32.659	23.655	140	36.134	205	32.870	193	
4	1:33.527	23.979	140	36.552	206	32.996	195		12	1:33.122	23.624	140	36.123	205	33.375	194	
5	1:33.418	23.900	141	36.426	206	33.092	193		13	1:32.480	23.694	140	36.059	205	32.727	199	
6	1:33.371	23.816	140	36.458	206	33.097	194		14	1:33.058	23.772	140	36.269	204	33.017	196	
7	1:33.540	23.811	141	36.265	206	33.464	194		15	1:32.426	23.818	140	35.987	205	32.621	201	
8	1:34.577	23.819	141	37.395	206	33.363	198		16	1:32.043	23.454	141	36.007	205	32.582	196	