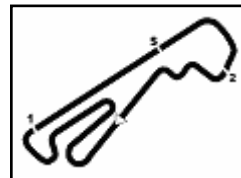


Magione Racing Weekend, 28 - 29 - 30 luglio 2017

F2 Italian Trophy - Griglia di Partenza Gara 2

Durata: 25' + 1 Giro

5	MILANI E. F3 Dallara F308	29	PAPALEO R. F3 Dallara F308	5
21	BRACALENTE A. F3 Dallara F312	4	VAGAGGINI P. F3 Dallara F308	4
71	PONZIO R. F3 Dallara F308	99	COLA A. F3 Dallara F312	3
8	RASERO D. F3 Dallara F308	51	PELLEGRINI B. F3 Dallara F308	2
		13	TERRINI S. F3 Dallara F308	1



Autodromo dell'Umbria 2.507 m

Magione Racing Weekend, 28 - 29 - 30 luglio 2017

F2 Italian Trophy - Classifica Gara 2

Giri 22 = 55,154 km - Media 126,504 km/h - Tempo di gara 26'09.552

Num.	Pilota	Naz	Concorrente	Team	Auto	Classe	Giri	Tempo	Dist.	Rel.	Giro Veloce
1	51 PELLEGRINI Bernardo	ITA	Pellegrini Bernardo	HT Racing	F3 Dallara F308	1	22	26'09.552			14 1'07.505
2	71 PONZIO Riccardo	ITA	Ponzio Riccardo	Puresport	F3 Dallara F308	1	22	26'10.098	0.546	0.546	14 1'07.437
3	99 COLA Andrea	ITA	Cola Andrea	Monolite Racing	F3 Dallara F312	1	22	26'11.457	1.905	1.359	11 1'07.402
4	21 BRACALENTE Alessandro	ITA	Bracalente Alessandro	Pave Motorsport	F3 Dallara F312	1	22	26'12.840	3.288	1.383	13 1'06.839
5	8 RASERO Dino	ITA	Rasero Dino	Puresport	F3 Dallara F308	2	22	26'19.070	9.518	6.230	14 1'09.062
6	5 MILANI Enrico	ITA	Milani Enrico	Twister Italia	F3 Dallara F308	2	22	26'19.287	9.735	0.217	9 1'08.849
7	13 TERRINI Sergio	ITA	Terrini Sergio	Twister Italia	F3 Dallara F308	1	22	26'20.004	10.452	0.717	22 1'09.475
8	29 PAPALEO Renato	ITA	Papaleo Renato	Corbetta Competizioni	F3 Dallara F308	2	19	22'47.568	3 Giri	3 Giri	9 1'09.290
----- Non Classificati: -----											
RIT	4 VAGAGGINI Paolo	ITA	Vagaggini Paolo	Twister Italia	F3 Dallara F308	2	14	16'58.810	8 Giri		13 1'10.691

Partenti:: 9 Non Partiti:: 0 Ritirati:: 1 Non Classificati:: 0 Classificati:: 8 Esclusi:: 0
 Giro Veloce N. 13 Num. 21 Alessandro Bracalente Tempo 1'06.839 Media. 135,029 Km/h

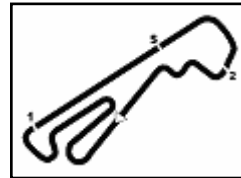
Direttore di Gara : Fabrizio Fondacci

30/07/2017 Inizio 17:39 Fine 18:07

Esposta alle:

Magione Racing Weekend, 28 - 29 - 30 luglio 2017

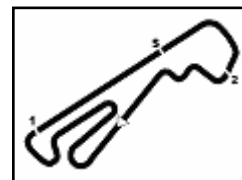
F2 Italian Trophy - Contagiri Gara 2



Autodromo dell'Umbria 2.507 m

		Giro																					
		1	2	3	4	5	6	7	8	9	10	11	12	13	14	15	16	17	18	19	20	21	22
1	51	51	51	51	51	51	51	51	51	51	51	51	51	51	51	51	51	51	51	51	51	51	51
2	71	71	71	71	71	71	71	71	71	71	71	71	71	71	71	71	71	71	71	71	71	71	71
3	13	99	99	99	99	99	99	99	99	99	99	99	99	99	99	99	99	99	99	99	99	99	99
4	99	13	13	13	21	21	21	21	21	21	21	21	21	21	21	21	21	21	21	21	21	21	21
5	8	8	8	8	13	13	13	13	13	13	29	29	29	29	29	29	29	29	29	29	8	8	8
6	29	29	29	21	8	8	8	29	29	29	8	8	8	8	8	8	8	8	8	8	5	5	5
7	4	21	21	29	29	29	8	8	8	13	13	13	5	5	5	5	5	5	5	5	13	13	13
8	5	4	4	5	5	5	5	5	5	5	5	5	5	5	13	13	13	13	13	13			
9	21	5	5	4	4	4	4	4	4	4	4	4	4	4	4	4	4	4	4	4			

Final Result			
1	51	PELLEGRINI B.	Giri 22
2	71	PONZIO R.	0.546
3	99	COLA A.	1.905
4	21	BRACALENTE A.	3.288
5	8	RASERO D.	9.518
6	5	MILANI E.	9.735
7	13	TERRINI S.	10.452
8	29	PAPALEO R.	3 Giri
RIT	4	VAGAGGINI P.	8 Giri



Magione Racing Weekend, 28 - 29 - 30 luglio 2017

F2 Italian Trophy - Analisi Tempi Gara 2

Autodromo dell'Umbria 2.507 m

Start at 17:39'46.679

4 VAGAGGINI P. (1'10.691)

Giro	Seq. 1	Seq. 2	Seq. 3	Seq. 4	T. Giro	km/h	Local Time
1	40.560	12.520	9.101	18.882	1'21.063	214.7	17:41'07.742
2	33.423	12.283	10.206	19.720	1'15.632	214.7	17:42'23.374
3	33.279	12.473	8.873	19.209	1'13.834	211.4	17:43'37.208
4	32.541	12.559	9.971	19.158	1'14.229	213.4	17:44'51.437
5	33.196	12.102	8.827	18.505	1'12.630	215.6	17:46'04.067
6	32.251	12.340	8.858	18.326	1'11.775	215.1	17:47'15.842
7	32.199	12.450	8.727	18.700	1'12.076	213.0	17:48'27.918
8	32.410	12.336	8.700	18.452	1'11.898	214.3	17:49'39.816
9	31.708	12.185	8.700	18.329	1'10.922	214.7	17:50'50.738
10	31.830	12.220	8.584	18.655	1'11.289	213.0	17:52'02.027
11	31.769	12.224	8.846	18.385	1'11.224	213.9	17:53'13.253
12	31.492	12.269	8.673	18.379	1'10.813	213.0	17:54'24.064
13	31.447	12.402	8.541	18.301	1'10.691	213.0	17:55'34.755
14	31.489	12.336	8.810	18.099	1'10.734	213.4	17:56'45.489

5 MILANI E. (1'08.849)

Giro	Seq. 1	Seq. 2	Seq. 3	Seq. 4	T. Giro	km/h	Local Time
1	41.093	12.325	9.251	18.570	1'21.239	213.9	17:41'07.918
2	33.979	12.794	9.110	19.824	1'15.707	209.7	17:42'23.625
3	33.310	12.539	8.875	18.986	1'13.710	211.4	17:43'37.335
4	32.705	12.384	9.454	18.234	1'12.777	212.6	17:44'50.112
5	31.746	12.358	8.512	17.777	1'10.393	210.5	17:46'00.505
6	30.961	12.353	8.479	17.537	1'09.330	210.9	17:47'09.835
7	30.998	12.363	8.417	17.787	1'09.565	210.9	17:48'19.400
8	32.215	12.392	8.406	17.500	1'10.513	210.5	17:49'29.913
9	30.927	12.325	8.300	17.297	1'08.849	210.9	17:50'38.762
10	31.194	12.380	8.416	17.421	1'09.411	210.1	17:51'48.173
11	30.965	12.342	8.647	17.656	1'09.610	210.1	17:52'57.783
12	31.030	12.346	8.316	17.457	1'09.149	210.5	17:54'06.932
13	31.140	12.397	8.511	17.471	1'09.519	209.7	17:55'16.451
14	31.081	12.357	8.408	17.616	1'09.462	210.5	17:56'25.913
15	30.813	12.395	8.352	17.701	1'09.261	209.7	17:57'35.174
16	31.333	12.347	8.289	17.274	1'09.243	209.7	17:58'44.417
17	31.017	12.356	9.891	19.838	1'13.102	210.1	17:59'57.519
18	33.509	12.571	8.824	18.318	1'13.222	208.1	18:01'10.741
19	32.352	18.572	13.461	20.275	1'24.660	95.6	18:02'35.401
20	31.681	12.286	8.832	18.003	1'10.802	213.9	18:03'46.203
21	31.224	12.408	8.555	17.650	1'09.837	212.2	18:04'56.040
22	30.955	12.448	8.503	18.020	1'09.926	212.2	18:06'05.966

8 RASERO D. (1'09.062)

Giro	Seq. 1	Seq. 2	Seq. 3	Seq. 4	T. Giro	km/h	Local Time
1	38.277	12.318	9.909	19.031	1'19.535	212.2	17:41'06.214
2	32.454	12.308	9.044	18.198	1'12.004	210.9	17:42'18.218
3	31.855	12.218	8.916	17.862	1'10.851	213.4	17:43'29.069
4	31.806	12.235	8.798	18.054	1'10.893	214.7	17:44'39.962
5	32.115	12.185	8.816	17.990	1'11.106	213.9	17:45'51.068
6	31.249	12.287	8.796	17.968	1'10.300	213.4	17:47'01.368
7	31.083	12.150	8.744	17.862	1'09.839	214.3	17:48'11.207
8	31.079	12.147	8.544	18.792	1'10.562	215.6	17:49'21.769
9	31.838	12.233	8.716	17.881	1'10.668	212.2	17:50'32.437
10	31.526	12.329	8.772	18.009	1'10.636	211.4	17:51'43.073
11	31.306	12.370	9.779	18.408	1'11.863	209.3	17:52'54.936
12	31.417	12.217	8.692	17.671	1'09.997	211.8	17:54'04.933
13	30.944	12.184	8.598	17.504	1'09.230	212.2	17:55'14.163
14	30.828	12.158	8.604	17.472	1'09.062	211.8	17:56'23.225
15	30.920	12.212	8.433	17.723	1'09.288	211.8	17:57'32.513
16	30.948	12.240	8.543	17.424	1'09.155	211.8	17:58'41.668
17	31.558	12.290	9.526	19.155	1'12.529	210.1	17:59'54.197
18	32.170	12.279	8.968	18.190	1'11.607	210.5	18:01'05.804
19	33.347	21.081	14.037	20.833	1'29.298	108.5	18:02'35.102
20	31.582	12.337	8.827	17.974	1'10.720	210.1	18:03'45.822
21	31.206	12.313	8.714	17.617	1'09.850	211.8	18:04'55.672
22	30.920	12.332	8.750	18.075	1'10.077	211.4	18:06'05.749

13 TERRINI S. (1'09.475)

Giro	Seq. 1	Seq. 2	Seq. 3	Seq. 4	T. Giro	km/h	Local Time
1	37.357	12.367	9.743	18.677	1'18.144	215.1	17:41'04.823
2	33.343	12.151	8.721	18.297	1'12.512	216.4	17:42'17.335
3	31.839	12.225	8.808	18.274	1'11.146	215.1	17:43'28.481
4	31.662	12.218	8.622	18.114	1'10.616	215.6	17:44'39.097

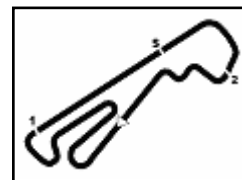
5	31.474	12.150	8.546	18.189	1'10.359	216.0	17:45'49.456
6	32.041	12.077	8.598	18.158	1'10.874	217.3	17:47'00.330
7	31.230	12.107	8.480	18.267	1'10.084	215.6	17:48'10.414
8	31.197	12.270	8.470	17.908	1'09.845	214.3	17:49'20.259
9	31.423	12.301	8.417	17.810	1'09.951	213.9	17:50'30.210
10	31.189	12.219	8.418	17.676	1'09.502	214.7	17:51'39.712
11	30.863	12.177	14.108	18.678	1'15.826	214.7	17:52'55.538
12	31.717	12.193	8.501	17.689	1'10.100	215.6	17:54'05.638
13	31.197	12.129	8.475	17.883	1'09.684	216.4	17:55'15.322
14	31.077	12.121	8.999	18.495	1'10.692	216.0	17:56'26.014
15	32.444	12.125	8.503	18.279	1'11.351	214.7	17:57'37.365
16	32.374	12.138	8.492	17.878	1'10.882	211.4	17:58'48.247
17	32.439	12.376	9.233	18.906	1'12.954	212.6	18:00'01.201
18	32.452	12.361	8.945	18.540	1'12.298	215.1	18:01'13.499
19	32.159	16.438	13.921	20.408	1'22.926	102.5	18:02'36.425
20	31.862	12.303	8.643	18.259	1'11.067	215.1	18:03'47.492
21	31.392	12.161	8.416	17.747	1'09.716	214.3	18:04'57.208
22	31.155	12.094	8.592	17.634	1'09.475	215.6	18:06'06.683

21 BRACALENTE A. (1'06.839)

Giro	Seq. 1	Seq. 2	Seq. 3	Seq. 4	T. Giro	km/h	Local Time
1	41.983	12.241	9.039	18.232	1'21.495	211.4	17:41'08.174
2	33.295	12.133	9.384	17.663	1'12.475	216.4	17:42'20.649
3	31.257	12.209	8.418	17.735	1'09.619	211.8	17:43'30.268
4	31.272	12.162	8.530	17.806	1'09.770	214.3	17:44'40.038
5	30.979	12.168	8.500	17.745	1'09.392	213.9	17:45'49.430
6	30.377	12.171	8.171	16.842	1'07.561	212.2	17:46'56.991
7	30.394	12.182	8.039	16.902	1'07.517	212.2	17:48'04.508
8	30.175	12.164	7.978	16.751	1'07.068	211.8	17:49'11.576
9	30.291	12.167	8.031	16.861	1'07.350	211.4	17:50'18.926
10	30.220	12.179	7.987	16.854	1'07.240	211.4	17:51'26.166
11	30.029	12.177	8.009	16.860	1'07.075	211.8	17:52'33.241
12	30.346	12.274	7.995	16.765	1'07.380	211.4	17:53'40.621
13	30.085	12.137	7.838	16.779	1'06.839	211.4	17:54'47.460
14	30.054	12.192	7.940	16.664	1'06.850	210.5	17:55'54.310
15	30.043	12.152	7.955	16.945	1'07.095	212.6	17:57'01.405
16	30.558	12.167	8.016	17.043	1'07.784	212.6	17:58'09.189
17	30.477	12.161	7.949	19.529	1'10.116	212.6	17:59'19.305
18	40.939	13.494	8.982	19.644	1'23.059	203.8	18:00'42.364
19	54.424	22.099	14.035	20.557	1'51.115	116.9	18:02'33.479
20	31.609	12.169	8.174	17.335	1'09.287	213.4	18:03'42.766
21	30.520	12.187	7.990	17.030	1'07.727	213.9	18:04'50.493
22	30.733	12.122	7.946	18.225	1'09.026	213.9	18:05'59.519

29 PAPALEO R. (1'09.290)

Giro	Seq. 1	Seq. 2	Seq. 3	Seq. 4	T. Giro	km/h	Local Time
1	39.217	12.058	9.635	18.810	1'19.720	210.9	17:41'06.399
2	32.915	12.136	9.153	18.325	1'12.529	216.4	17:42'18.928
3	32.132	12.152	8.716	18.107	1'11.107	216.0	17:43'30.035
4	32.371	12.110	8.707	18.020	1'11.208	216.9	17:44'41.243
5	31.655	12.105	8.553	17.978	1'10.291	218.6	17:45'51.534
6	31.204	12.013	8.988	17.972	1'10.177	209.3	17:47'01.711
7	31.391	12.057	8.858	17.767	1'10.073	218.6	17:48'11.784
8	31.229	12.084	8.606	17.831	1'09.750	218.6	17:49'21.534
9	30.897	12.078	8.618	17.697	1'09.290	218.2	17:50'30.824
10	31.026	12.109	8.531	17.703	1'09.369	215.6	17:51'40.193
11	31.194	12.072	8.519	18.207	1'09.992	216.9	17:52'5



Magione Racing Weekend, 28 - 29 - 30 luglio 2017

F2 Italian Trophy - Analisi Tempi Gara 2

Start at 17:39'46.679

7	30.574	11.982	8.105	17.203	1'07.864	217.3	17:47'54.865
8	30.550	11.979	8.126	17.313	1'07.968	217.3	17:49'02.833
9	30.515	11.980	8.162	17.218	1'07.875	217.3	17:50'10.708
10	30.506	11.988	8.076	17.091	1'07.661	216.9	17:51'18.369
11	30.418	12.034	8.140	17.203	1'07.795	215.6	17:52'26.164
12	30.478	11.970	8.096	17.345	1'07.889	216.0	17:53'34.053
13	30.339	12.037	8.081	17.081	1'07.538	215.6	17:54'41.591
14	30.427	11.989	7.965	17.124	1'07.505	215.6	17:55'49.096
15	30.484	12.027	7.987	17.094	1'07.592	216.0	17:56'56.688
16	30.604	12.035	7.942	17.041	1'07.622	216.0	17:58'04.310
17	30.601	12.026	8.030	21.333	1'11.990	216.0	17:59'16.300
18	39.706	13.730	9.811	20.087	1'23.334	183.7	18:00'39.634
19	54.561	22.603	14.392	20.810	1'52.366	108.8	18:02'32.000
20	31.153	12.069	8.139	17.215	1'08.576	214.7	18:03'40.576
21	30.732	12.031	7.957	17.175	1'07.895	215.1	18:04'48.471
22	30.587	12.054	7.975	17.144	1'07.760	215.6	18:05'56.231

71 PONZIO R. (1'07.437)

Giro	Seq. 1	Seq. 2	Seq. 3	Seq. 4	T. Giro	km/h	Local Time
1	37.642	12.150	9.421	17.519	1'16.732	211.8	17:41'03.411
2	31.311	11.992	8.276	17.403	1'08.982	216.4	17:42'12.393
3	31.372	12.022	8.282	17.494	1'09.170	217.3	17:43'21.563
4	31.487	11.942	8.484	17.277	1'09.190	216.4	17:44'30.753
5	31.016	12.042	8.173	17.410	1'08.641	215.1	17:45'39.394
6	31.034	12.044	8.050	17.363	1'08.491	216.0	17:46'47.885
7	30.984	11.947	8.152	17.194	1'08.277	218.6	17:47'56.162
8	30.761	12.003	8.068	17.125	1'07.957	219.1	17:49'04.119
9	30.852	11.959	8.058	17.198	1'08.067	218.6	17:50'12.186
10	30.830	11.945	7.861	17.109	1'07.745	219.1	17:51'19.931
11	30.558	11.980	8.034	16.957	1'07.529	218.2	17:52'27.460
12	30.429	11.992	8.014	17.075	1'07.510	218.6	17:53'34.970
13	30.734	11.930	7.998	16.945	1'07.607	217.3	17:54'42.577
14	30.548	11.973	7.976	16.940	1'07.437	217.7	17:55'50.014
15	30.667	11.963	7.928	17.057	1'07.615	218.6	17:56'57.629
16	30.797	12.064	7.921	17.224	1'08.006	211.4	17:58'05.635
17	30.830	12.225	7.854	20.607	1'11.516	207.3	17:59'17.151
18	40.784	13.411	9.635	19.794	1'23.624	190.8	18:00'40.775
19	54.338	22.307	14.359	20.857	1'51.861	117.3	18:02'32.636
20	31.451	11.923	8.105	17.000	1'08.479	219.1	18:03'41.115
21	30.897	12.057	7.900	16.921	1'07.775	213.9	18:04'48.890
22	30.725	12.007	8.039	17.116	1'07.887	215.1	18:05'56.777

99 COLAA. (1'07.402)

Giro	Seq. 1	Seq. 2	Seq. 3	Seq. 4	T. Giro	km/h	Local Time
1	38.703	11.948	9.261	18.475	1'18.387	218.2	17:41'05.066
2	31.966	12.053	8.508	17.707	1'10.234	213.4	17:42'15.300
3	31.408	12.060	8.436	17.619	1'09.523	214.3	17:43'24.823
4	31.083	11.950	8.407	17.494	1'08.934	216.0	17:44'33.757
5	30.935	11.941	8.328	17.515	1'08.719	217.3	17:45'42.476
6	30.770	11.930	8.192	17.441	1'08.333	216.9	17:46'50.809
7	30.824	11.955	8.214	17.499	1'08.492	217.3	17:47'59.301
8	30.503	11.907	8.127	17.307	1'07.844	217.3	17:49'07.145
9	30.282	11.949	8.123	17.219	1'07.573	216.9	17:50'14.718
10	30.232	11.887	8.138	17.221	1'07.478	216.9	17:51'22.196
11	30.256	11.904	8.059	17.183	1'07.402	216.4	17:52'29.598
12	30.351	11.895	8.039	17.380	1'07.665	216.4	17:53'37.263
13	30.525	11.963	8.170	17.033	1'07.691	216.0	17:54'44.954
14	30.408	12.008	8.096	17.270	1'07.782	214.7	17:55'52.736
15	30.504	12.019	8.233	17.111	1'07.867	215.1	17:57'00.603
16	30.502	11.910	8.056	17.201	1'07.669	216.0	17:58'08.272
17	30.546	11.997	8.174	19.711	1'10.428	216.0	17:59'18.700
18	40.571	13.316	9.794	19.544	1'23.225	195.3	18:00'41.925
19	54.011	22.294	14.183	20.853	1'51.341	115.6	18:02'33.266
20	31.437	11.943	8.291	17.245	1'08.916	216.9	18:03'42.182
21	30.602	11.928	8.180	17.211	1'07.921	216.9	18:04'50.103
22	30.673	11.951	8.155	17.254	1'08.033	216.0	18:05'58.136



Magione Racing Weekend, 28 - 29 - 30 luglio 2017

F2 Italian Trophy - Velocità Gara 2

Autodromo dell'Umbria 2.507 m

CLASSIFICA

1	51 PELLEGRINI Bernardo	F3 Dallara F308	Giri 22
2	71 PONZIO Riccardo	F3 Dallara F308	0.546
3	99 COLA Andrea	F3 Dallara F312	1.905
4	21 BRACALENTE Alessandro	F3 Dallara F312	3.288
5	8 RASERO Dino	F3 Dallara F308	9.518
6	5 MILANI Enrico	F3 Dallara F308	9.735
7	13 TERRINI Sergio	F3 Dallara F308	10.452
8	29 PAPALETTO Renato	F3 Dallara F308	3 Giri
RIT	4 VAGAGGINI Paolo	F3 Dallara F308	8 Giri

SPEED

1	71 PONZIO Riccardo	F3 Dallara F308	219.1
2	29 PAPALETTO Renato	F3 Dallara F308	218.6
3	99 COLA Andrea	F3 Dallara F312	218.2
4	13 TERRINI Sergio	F3 Dallara F308	217.3
5	51 PELLEGRINI Bernardo	F3 Dallara F308	217.3
6	21 BRACALENTE Alessandro	F3 Dallara F312	216.4
7	8 RASERO Dino	F3 Dallara F308	215.6
8	4 VAGAGGINI Paolo	F3 Dallara F308	215.6
9	5 MILANI Enrico	F3 Dallara F308	213.9

SEG. 1

1	21 BRACALENTE Ale	30.029
2	99 COLA Andrea	30.232
3	51 PELLEGRINI Berna	30.339
4	71 PONZIO Riccardo	30.429
5	5 MILANI Enrico	30.813
6	8 RASERO Dino	30.828
7	13 TERRINI Sergio	30.863
8	29 PAPALETTO Renato	30.897
9	4 VAGAGGINI Paolo	31.447

SEG. 2

1	99 COLA Andrea	11.887
2	71 PONZIO Riccardo	11.923
3	51 PELLEGRINI Berna	11.970
4	29 PAPALETTO Renato	12.013
5	13 TERRINI Sergio	12.077
6	4 VAGAGGINI Paolo	12.102
7	21 BRACALENTE Ale	12.122
8	8 RASERO Dino	12.147
9	5 MILANI Enrico	12.286

SEG. 3

1	21 BRACALENTE Ale	7.838
2	71 PONZIO Riccardo	7.854
3	51 PELLEGRINI Berna	7.942
4	99 COLA Andrea	8.039
5	5 MILANI Enrico	8.289
6	29 PAPALETTO Renato	8.311
7	13 TERRINI Sergio	8.416
8	8 RASERO Dino	8.433
9	4 VAGAGGINI Paolo	8.541

SEG. 4

1	21 BRACALENTE Ale	16.664
2	71 PONZIO Riccardo	16.921
3	99 COLA Andrea	17.033
4	51 PELLEGRINI Berna	17.041
5	5 MILANI Enrico	17.274
6	8 RASERO Dino	17.424
7	29 PAPALETTO Renato	17.607
8	13 TERRINI Sergio	17.634
9	4 VAGAGGINI Paolo	18.099