

F.2 Italian Trophy

ACI Racing Weekend - Monza

Race 2 (25' +1 lap)

Amended

Final Classification

Drivers	Nat	Team	Vehicle	Class	Laps	Total Time	Gap	Kph	Best Lap		
									Lap	Time	Kph
1 21 Alessandro BRACALENTE	ITA	BRACALENTE ALESSANDRO	F3 DALLARA F308	2	14	28:21.181	-	171.6	7	1:49.702	190.1
2 29 Renato PAPALEO	ITA	PAPALEO RENATO	F3 DALLARA F308	2	14	28:23.305	+2.124	171.4	13	1:50.776	188.3
3 9 Andrea FONTANA	ITA	FONTANA ANDREA	F3 DALLARA F308	1	14	28:32.607	+11.426	170.5	12	1:49.612	190.3
4 62 Dario CASO	ITA	CASO DARIO	F3 MYGALE	2	14	28:35.467	+14.286	170.2	9	1:51.947	186.3
5 70 ABDELHAKIM	ALG	ABDELHAKIM	F3 DALLARA F312	1	14	28:35.953	+14.772	170.1	13	1:51.124	187.7
6 212 Paolo BRAJNIK	ITA	PAOLO BRAJNIK	F3 DALLARA F308	1	14	28:51.025	+29.844	168.7	9	1:52.031	186.2
7 48 Paolo COLLIVADINO	ITA	COLLIVADINO PAOLO	FORMULA ABARTH	3	14	29:04.739	+43.558	167.3	13	1:54.885	181.5
8 8 Dino RASERO	ITA	RASERO DINO	F3 DALLARA F308	2	14	29:10.638	+49.457	166.8	13	1:55.857	180.0
9 11 Nicola CAZZANIGA	ITA	DAV RACING SRL	F3 DALLARA F313	1	14	29:13.750	+52.569	166.5	13	1:53.255	184.1
10 46 Riccardo PEREGO	ITA	PEREGO RICCARDO	FORMULA RENAULT 2007	4	14	29:14.615	+53.434	166.4	13	1:56.166	179.5
11 28 Giorgio BERTO	ITA	BERTO GIORGIO	FORMULA ABARTH	3	14	29:18.052	+56.871	166.1	13	1:55.727	180.2
12 13 Sergio TERRINI	ITA	TERRINI Sergio	F3 DALLARA F308	2	14	29:22.844	+1:01.663	165.6	13	1:56.501	179.0
13 69 Marco ZANASI	ITA	ZANASI MARCO	F3 DALLARA F312	1	13	26:13.123	1 Lap	172.3	9	1:49.192	191.0
Not classified:											
43 Gianmarco MAGGIULLI	ITA	GIANMARCO MAGGIULLI	F3 DALLARA F312	1	9	19:29.514			8	1:51.810	186.5
83 Luca MARIETTI	ITA	MARIETTI LUCA	FORMULA ABARTH	3	8	18:04.509			8	2:00.674	172.8
37 Luca MARTUCCI	ITA	MARTUCCI LUCA	F3 DALLARA F308	1	8	20:15.374			2	1:55.440	180.7
51 Bernardo PELLEGRINI	ITA	PELLEGRINI BERNARDO	F3 DALLARA F308	1	7	21:26.900			2	1:52.707	185.0
24 Giorgio VENICA	ITA	VENICA GIORGIO	F3 DALLARA F308	1	2	3:53.323			2	1:55.791	180.1
85 Antonino PELLEGRINO	FRA	PELLEGRINO ANTONINO	F3 DALLARA F308	1	2	3:53.503			2	1:53.633	183.5
2 Gianpaolo LATTANZI	ITA	LATTANZI GIANPAOLO	F3 DALLARA F308	2							
Not started											
7 Paolo VIERO	ITA	VIERO PAOLO	F3 DALLARA F308	2							
31 Davide NICELLI	ITA	NICELLI DAVIDE	F3 DALLARA F308	2							

Pole Position	P. BRAJNIK		
Fastest Lap	Lap 9	Marco ZANASI	1:49.192 191.0 Kph


CAR N. 43 PENALIZED WITH 25 SECONDS DUE TO STEWARD DECISION N. 22
 CAR N. 83 PENALIZED WITH 25 SECONDS DUE TO STEWARD DECISION N. 23
 CAR N. 9 PENALIZED WITH 25 SECONDS DUE TO STEWARD DECISION N. 24

Published at:

Track Status: **DRY**

Stewards:	Timekeeper:





F.2 Italian Trophy
ACI Racing Weekend - Monza
Race 2

Amended

Final Classification by Class

Table with columns: Nr. Driver, Nat, Team, Car, Laps, Total Time, Gap, Kph, Best Lap (Lap, Time, Kph). Contains race results for Class 1, 2, 3, and 4.


CAR N. 43 PENALIZED WITH 25 SECONDS DUE TO STEWARD DECISION N. 22
CAR N. 83 PENALIZED WITH 25 SECONDS DUE TO STEWARD DECISION N. 23
CAR N. 9 PENALIZED WITH 25 SECONDS DUE TO STEWARD DECISION N. 24

Published at:

Track Status: DRY

Table with columns: Stewards, Timekeeper



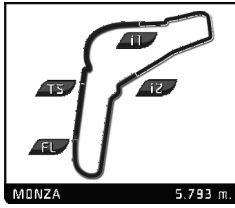


F.2 Italian Trophy
ACI Racing Weekend - Monza
Race 2

Lap Chart

		LAP														
Nr	Pos	Grid	1	2	3	4	5	6	7	8	9	10	11	12	13	14
212	1	212	9	9	9	9	9	9	9	9	9	9	9	9	9	9
29	2	29	51	51	51	51	51	69	69	69	69	69	69	69	69	21
2	3	2	24	29	69	69	69	62	43	43	43	21	21	21	21	29
51	4	51	69	69	29	29	29	43	62	29	29	29	29	29	29	62
62	5	62	51	24	62	62	62	29	29	21	21	62	62	62	62	70
24	6	24	85	85	43	43	43	70	21	62	62	212	212	70	70	212
85	7	85	62	62	37	37	37	21	70	212	212	70	70	212	212	48
9	8	9	37	37	11	11	11	212	212	70	70	8	48	48	48	8
69	9	69	11	43	21	21	21	83	8	8	8	48	8	8	8	11
21	10	21	43	11	212	70	70	8	48	48	48	46	46	46	46	46
11	11	11	212	21	70	212	212	48	46	46	46	28	28	28	11	28
46	12	46	83	212	83	83	83	46	83	28	28	13	13	11	28	13
37	13	37	70	70	8	8	8	13	28	13	13	11	11	13	13	
48	14	48	21	83	48	48	48	28	13	83	11					
8	15	8	8	8	46	46	46	37	11	11						
83	16	83	46	48	13	13	13	11	37	37						
43	17	43	13	46	28	28	28	51	51							
28	18	28	48	13												
13	19	13	28	28												
7	20	7														
70	21	70														
31	22	31														






F.2 Italian Trophy

ACI Racing Weekend - Monza

Race 2

Best Sector Times

SECTOR 1			SECTOR 2			SECTOR 3			Pos	Driver	Ideal Lap	Best Lap
Pos	Driver	Time	Driver	Time	Driver	Time	Pos	Driver				
1	21 A.BRACALENTE	35.486	9 A.FONTANA	36.317	69 M.ZANASI	36.871	1	69 M.ZANASI	1:49.007	1:49.192	(1)	
2	69 M.ZANASI	35.773	69 M.ZANASI	36.363	9 A.FONTANA	37.105	2	9 A.FONTANA	1:49.425	1:49.612	(2)	
3	62 D.CASO	35.998	21 A.BRACALENTE	36.790	70 ABDELHAKIM	37.371	3	21 A.BRACALENTE	1:49.664	1:49.702	(3)	
4	9 A.FONTANA	36.003	70 ABDELHAKIM	36.934	21 A.BRACALENTE	37.388	4	29 R.PAPALEO	1:50.742	1:50.776	(4)	
5	212 P.BRAJNIK	36.249	29 R.PAPALEO	36.946	29 R.PAPALEO	37.487	5	70 ABDELHAKIM	1:51.042	1:51.124	(5)	
6	29 R.PAPALEO	36.309	43 G.MAGGIULLI	37.100	43 G.MAGGIULLI	37.951	6	212 P.BRAJNIK	1:51.559	1:52.031	(8)	
7	85 A.PELLEGRINO	36.641	62 D.CASO	37.267	212 P.BRAJNIK	37.952	7	62 D.CASO	1:51.797	1:51.947	(7)	
8	51 B.PELLEGRINI	36.686	212 P.BRAJNIK	37.358	51 B.PELLEGRINI	38.012	8	43 G.MAGGIULLI	1:51.810	1:51.810	(6)	
9	70 ABDELHAKIM	36.737	51 B.PELLEGRINI	37.706	11 N.CAZZANIGA	38.277	9	51 B.PELLEGRINI	1:52.404	1:52.707	(9)	
10	11 N.CAZZANIGA	36.746	11 N.CAZZANIGA	37.822	85 A.PELLEGRINO	38.318	10	11 N.CAZZANIGA	1:52.845	1:53.255	(10)	
11	43 G.MAGGIULLI	36.759	48 P.COLIVADINO	38.354	24 G.VENICA	38.454	11	85 A.PELLEGRINO	1:53.633	1:53.633	(11)	
12	48 P.COLIVADINO	37.096	28 G.BERTO	38.361	62 D.CASO	38.532	12	48 P.COLIVADINO	1:54.571	1:54.885	(12)	
13	8 D.RASERO	37.364	85 A.PELLEGRINO	38.674	37 L.MARTUCCI	38.740	13	28 G.BERTO	1:55.222	1:55.727	(14)	
14	46 R.PEREGO	37.528	46 R.PEREGO	38.842	28 G.BERTO	38.997	14	37 L.MARTUCCI	1:55.440	1:55.440	(13)	
15	24 G.VENICA	37.715	37 L.MARTUCCI	38.971	48 P.COLIVADINO	39.121	15	8 D.RASERO	1:55.624	1:55.857	(16)	
16	37 L.MARTUCCI	37.729	8 D.RASERO	39.024	13 S.TERRINI	39.207	16	24 G.VENICA	1:55.791	1:55.791	(15)	
17	13 S.TERRINI	37.839	13 S.TERRINI	39.036	8 D.RASERO	39.236	17	46 R.PEREGO	1:55.945	1:56.166	(17)	
18	28 G.BERTO	37.864	24 G.VENICA	39.622	46 R.PEREGO	39.575	18	13 S.TERRINI	1:56.082	1:56.501	(18)	
19	83 L.MARIETTI	38.620	83 L.MARIETTI	40.103	83 L.MARIETTI	40.738	19	83 L.MARIETTI	1:59.461	2:00.674	(19)	



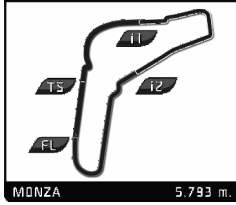
F.2 Italian Trophy

ACI Racing Weekend - Monza

Race 2

Best Top Speeds

Driver	Team		Top 1		Top 2		Top 3		Top 4		Top 5		Avg
			Kph	Lap	Kph	Lap	Kph	Lap	Kph	Lap	Kph	Lap	
21 Alessandro BRACALENTE	BRACALENTE ALESSANDRO	2	257.0	2	256.4	8	255.8	7	253.4	9	249.9	11	254,5
70 ABDELHAKIM	ABDELHAKIM	1	251.1	10	245.4	9	243.8	8	243.8	11	242.7	14	245,4
69 Marco ZANASI	ZANASI MARCO	1	249.4	13	249.4	11	248.8	8	248.2	12	247.7	7	248,7
51 Bernardo PELLEGRINI	PELLEGRINI BERNARDO	1	248.8	2	242.7	3	241.6	6	201.3	1	152.5	5	217,4
62 Dario CASO	CASO DARIO	2	248.2	3	248.2	10	247.7	7	247.1	13	247.1	9	247,7
29 Renato PAPALEO	PAPALEO RENATO	2	246.5	7	246.0	13	245.4	14	245.4	12	245.4	10	245,7
11 Nicola CAZZANIGA	DAV RACING SRL	1	246.0	3	244.3	13	243.2	6	243.2	2	242.1	12	243,8
8 Dino RASERO	RASERO DINO	2	245.4	7	240.5	8	240.5	12	240.0	9	240.0	11	241,3
43 Gianmarco MAGGIULLI	GIANMARCO MAGGIULLI	1	245.4	7	239.5	3	238.4	8	236.9	9	233.3	6	238,7
212 Paolo BRAJNIK	PAOLO BRAJNIK	1	245.4	8	244.9	11	243.8	10	243.2	7	243.2	9	244,1
9 Andrea FONTANA	FONTANA ANDREA	1	244.3	14	243.8	13	243.8	12	243.8	11	243.8	10	243,9
24 Giorgio VENICA	VENICA GIORGIO	1	244.3	2	201.7	1							223,0
48 Paolo COLLIVADINO	COLLIVADINO PAOLO	3	242.7	11	242.1	2	241.6	7	241.1	10	239.5	9	241,4
85 Antonino PELLEGRINO	PELLEGRINO ANTONINO	1	242.1	2	193.5	1							217,8
37 Luca MARTUCCI	MARTUCCI LUCA	1	241.1	6	239.5	2	234.8	7	232.3	3	190.4	1	227,6
13 Sergio TERRINI	TERRINI Sergio	2	239.5	9	238.9	8	238.4	2	237.9	13	229.9	14	236,9
28 Giorgio BERTO	BERTO GIORGIO	3	238.9	7	236.3	14	236.3	8	233.8	13	233.3	11	235,7
46 Riccardo PEREGO	PEREGO RICCARDO	4	238.9	7	236.9	8	234.8	9	234.3	11	234.3	6	235,8
83 Luca MARIETTI	MARIETTI LUCA	3	235.8	6	234.8	7	233.8	8	219.2	2	196.2	3	224,0
7 Paolo VIERO	VIERO PAOLO	2											
31 Davide NICELLI	NICELLI DAVIDE	2											
2 Gianpaolo LATTANZI	LATTANZI GIANPAOLO	2											




F.2 Italian Trophy
ACI Racing Weekend - Monza
Race 2

Fastest Lap Sequence

Practice Time	Driver	Team	Car	Class	Time	Kph	Lap
3:47.054	9 Andrea FONTANA	FONTANA ANDREA	F3 DALLARA F308	1	1:52.399	185.5	2
4:01.385	21 Alessandro BRACALENTE	BRACALENTE ALESSANDRO	F3 DALLARA F308	2	1:52.073	186.1	2
13:21.660	9 Andrea FONTANA	FONTANA ANDREA	F3 DALLARA F308	1	1:51.389	187.2	6
13:22.265	69 Marco ZANASI	ZANASI MARCO	F3 DALLARA F312	1	1:51.386	187.2	6
15:11.811	9 Andrea FONTANA	FONTANA ANDREA	F3 DALLARA F308	1	1:50.151	189.3	7
15:22.288	21 Alessandro BRACALENTE	BRACALENTE ALESSANDRO	F3 DALLARA F308	2	1:49.702	190.1	7
18:52.865	69 Marco ZANASI	ZANASI MARCO	F3 DALLARA F312	1	1:49.192	191.0	9






F.2 Italian Trophy
ACI Racing Weekend - Monza
Race 2

Analysis by lap

Lapped

Table with columns: Nr, Lap Time, Gap. It contains data for 14 laps, with drivers' numbers and their respective lap times and gaps. Some cells are highlighted in blue, indicating lapped drivers.





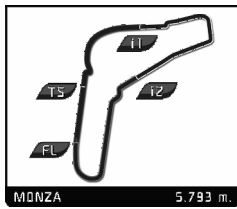
F.2 Italian Trophy

ACI Racing Weekend - Monza

Race 2

Analysis

							■ Personal Best ■ Session Best ■ Crossing the finish line in pit lane								
Lap	Time	Sector 1	Sector 2	Sector 3	T. Spd	Elapsed	Lap	Time	Sector 1	Sector 2	Sector 3	T. Spd	Elapsed		
8	Dino RASERO						ITA	3	2:10.549	42.348	44.084	44.117	183.6	6:22.759	
	RASERO DINO						F3 DALLARA F308	4	2:38.048	42.001	55.193	1:00.854	164.5	9:00.807	
1	2:10.757	44.019	43.683	43.055	180.0	2:10.757	5	2:38.082	48.271	59.934	49.877	175.9	11:38.889		
2	1:59.290	38.228	40.544	40.518	240.0	4:10.047	6	2:02.511	39.989	42.269	40.253	209.9	13:41.400		
3	2:11.104	43.036	43.755	44.313	231.3	6:21.151	7	1:59.831	38.292	41.176	40.363	226.0	15:41.231		
4	2:37.657	41.790	54.505	1:01.362	172.8	8:58.808	8	1:58.219	38.177	39.558	40.484	238.9	17:39.450		
5	2:38.407	48.319	59.350	50.738	165.0	11:37.215	9	1:57.085	38.365	39.197	39.523	239.5	19:36.535		
6	2:01.163	39.925	40.603	40.635	226.0	13:38.378	10	1:57.518	38.400	39.446	39.672	227.0	21:34.053		
7	1:56.549	37.540	39.248	39.761	245.4	15:34.927	11	1:56.971	38.160	39.424	39.387	229.4	23:31.024		
8	1:56.337	37.628	39.024	39.685	240.5	17:31.264	12	1:57.551	37.839	40.505	39.207	226.5	25:28.575		
9	1:55.864	37.393	39.047	39.424	240.0	19:27.128	13	1:56.501	37.874	39.036	39.591	237.9	27:25.076		
10	1:56.547	37.364	39.880	39.303	240.0	21:23.675	14	1:57.768	38.777	39.406	39.585	229.9	29:22.844		
11	1:56.531	37.864	39.148	39.519	240.0	23:20.206									
12	1:56.050	37.440	39.165	39.445	240.5	25:16.256	21	Alessandro BRACALENTE						ITA	
13	1:55.857	37.438	39.183	39.236	238.9	27:12.113		BRACALENTE ALESSANDRO						F3 DALLARA F308	
14	1:58.525	38.565	39.970	39.990	224.2	29:10.638	1	2:09.312	41.188	49.903	38.221	190.1	2:09.312		
9	Andrea FONTANA						ITA	2	1:52.073	36.437	37.364	38.272	257.0	4:01.385	
	FONTANA ANDREA						F3 DALLARA F308	3	1:59.102	36.609	41.144	41.349	248.8	6:00.487	
1	1:54.655	39.150	37.588	37.917	213.6	1:54.655	4	2:52.810	54.446	58.179	1:00.185	205.9	8:53.297		
2	1:52.399	37.299	37.240	37.860	242.7	3:47.054	5	2:40.819	50.275	57.719	52.825	151.2	11:34.116		
3	1:53.829	36.464	37.638	39.727	243.2	5:40.883	6	1:58.470	42.060	37.622	38.788	249.9	13:32.586		
4	3:04.042	1:06.290	58.083	59.669	82.7	8:44.925	7	1:49.702	35.524	36.790	37.388	255.8	15:22.288		
5	2:45.346	51.263	56.373	57.710	156.9	11:30.271	8	1:52.280	35.486	39.031	37.763	256.4	17:14.568		
6	1:51.389	36.898	36.830	37.661	238.9	13:21.660	9	1:50.759	35.654	37.383	37.722	253.4	19:05.327		
7	1:50.151	36.094	36.661	37.396	243.8	15:11.811	10	1:52.674	37.120	37.314	38.240	239.5	20:58.001		
8	1:50.138	36.082	36.542	37.514	243.8	17:01.949	11	1:50.727	36.164	36.893	37.670	249.9	22:48.728		
9	1:50.099	36.079	36.520	37.500	243.8	18:52.048	12	1:50.862	35.921	37.140	37.801	249.4	24:39.590		
10	1:51.060	36.471	37.281	37.308	243.8	20:43.108	13	1:50.333	35.900	36.947	37.486	249.4	26:29.923		
11	1:50.185	36.495	36.495	37.195	243.8	22:33.293	14	1:51.258	36.470	36.976	37.812	249.9	28:21.181		
12	1:49.612	36.003	36.504	37.105	243.8	24:22.905									
13	1:49.750	36.253	36.317	37.180	243.8	26:12.655	24	Giorgio VENICA						ITA	
14	1:54.952	38.887	37.862	38.203	244.3	28:07.607		VENICA GIORGIO						F3 DALLARA F308	
11	Nicola CAZZANIGA						ITA	1	1:57.532	39.066	39.622	38.844	201.7	1:57.532	
	DAV RACING SRL						F3 DALLARA F313	2	1:55.791	37.715	39.622	38.454	244.3	3:53.323	
1	2:03.919	41.422	42.310	40.187	183.0	2:03.919									
2	1:56.293	37.371	39.228	39.694	243.2	4:00.212	28	Giorgio BERTO						ITA	
3	1:59.987	37.494	41.056	41.437	246.0	6:00.199		BERTO GIORGIO						FORMULA ABARTH	
4	2:51.723	52.676	58.520	1:00.527	237.4	8:51.922	1	2:28.820	43.531	42.648	1:02.641	185.5	2:28.820		
5	2:41.542	50.804	57.861	52.877	153.6	11:33.464	2	2:01.689	39.223	40.913	41.553	228.4	4:30.509		
6	2:21.006	1:00.521	41.103	39.382	243.2	13:54.470	3	2:09.019	41.416	42.704	44.899	205.1	6:39.528		
7	1:56.350	37.202	38.704	40.444	241.6	15:50.820	4	2:21.320	44.402	41.886	55.032	153.8	9:00.848		
8	1:56.043	38.261	38.697	39.085	237.9	17:46.863	5	2:39.069	49.053	59.603	50.413	152.9	11:39.917		
9	1:57.317	37.287	41.025	39.005	238.9	19:44.180	6	2:02.025	41.582	40.196	40.247	215.3	13:41.942		
10	1:54.330	36.955	38.862	38.513	239.5	21:38.510	7	1:57.859	38.007	39.851	40.001	238.9	15:39.801		
11	1:54.156	37.196	38.322	38.638	239.5	23:32.666	8	1:58.311	38.406	39.363	40.542	236.3	17:38.112		
12	1:54.449	36.746	39.391	38.312	242.1	25:27.115	9	1:57.737	38.373	39.410	39.954	232.3	19:35.849		
13	1:53.255	36.992	37.986	38.277	244.3	27:20.370	10	1:57.737	38.444	39.622	39.671	232.3	21:33.586		
14	1:53.380	37.060	37.822	38.498	241.1	29:13.750	11	1:56.692	38.065	39.358	39.269	233.3	23:30.278		
13	Sergio TERRINI						ITA	12	1:56.209	37.864	38.843	39.502	232.3	25:26.487	
	TERRINI Sergio						F3 DALLARA F308	13	1:55.727	38.369	38.361	38.997	233.8	27:22.214	
1	2:11.550	45.402	42.736	43.412	188.1	2:11.550	14	1:55.838	37.948	38.364	39.526	236.3	29:18.052		
2	2:00.660	38.776	41.186	40.698	238.4	4:12.210									
29	Renato PAPALETTO						ITA	29	Renato PAPALETTO						ITA
	PAPALETTO RENATO						F3 DALLARA F308		PAPALETTO RENATO						F3 DALLARA F308
1	1:57.125	38.633	39.461	39.031	198.8	1:57.125	1	1:57.125	38.633	39.461	39.031	198.8	1:57.125		
2	1:54.490	37.085	38.824	38.581	240.0	3:51.615	2	1:54.490	37.085	38.824	38.581	240.0	3:51.615		



F.2 Italian Trophy

ACI Racing Weekend - Monza

Race 2

Analysis

Personal Best							Session Best							B Crossing the finish line in pit lane						
Lap	Time	Sector 1	Sector 2	Sector 3	T. Spd	Elapsed	Lap	Time	Sector 1	Sector 2	Sector 3	T. Spd	Elapsed	Lap	Time	Sector 1	Sector 2	Sector 3	T. Spd	Elapsed
3	1:57.717	37.071	40.161	40.485	225.1	5:49.332	2	1:58.751	38.089	40.351	40.311	242.1	4:10.788	3	2:11.042	42.911	43.551	44.580	210.3	6:21.830
4	2:58.849	1:00.412	58.585	59.852	91.3	8:48.181	4	2:37.555	41.489	54.839	1:01.227	167.8	8:59.385	4	2:37.555	41.489	54.839	1:01.227	167.8	8:59.385
5	2:43.445	50.987	57.028	55.430	179.1	11:31.626	5	2:38.068	48.368	59.238	50.462	174.0	11:37.453	5	2:38.068	48.368	59.238	50.462	174.0	11:37.453
6	1:56.438	38.085	38.539	39.814	235.8	13:28.064	6	2:01.368	41.398	39.566	40.404	236.3	13:38.821	6	2:01.368	41.398	39.566	40.404	236.3	13:38.821
7	1:52.903	36.729	37.663	38.511	246.5	15:20.967	7	1:57.241	37.969	39.348	39.924	241.6	15:36.062	7	1:57.241	37.969	39.348	39.924	241.6	15:36.062
8	1:52.210	36.590	37.707	37.913	238.4	17:13.177	8	1:55.893	37.783	38.648	39.462	237.9	17:31.955	8	1:55.893	37.783	38.648	39.462	237.9	17:31.955
9	1:51.760	36.746	37.382	37.632	243.8	19:04.937	9	1:55.564	37.489	38.760	39.315	239.5	19:27.519	9	1:55.564	37.489	38.760	39.315	239.5	19:27.519
10	1:53.242	36.556	37.916	38.770	245.4	20:58.179	10	1:56.408	37.595	39.382	39.431	241.1	21:23.927	10	1:56.408	37.595	39.382	39.431	241.1	21:23.927
11	1:51.279	36.374	37.400	37.505	243.2	22:49.458	11	1:55.067	37.096	38.601	39.370	242.7	23:18.994	11	1:55.067	37.096	38.601	39.370	242.7	23:18.994
12	1:51.022	36.309	37.170	37.543	245.4	24:40.480	12	1:54.904	37.429	38.354	39.121	235.8	25:13.898	12	1:54.904	37.429	38.354	39.121	235.8	25:13.898
13	1:50.776	36.343	36.946	37.487	246.0	26:31.256	13	1:54.885	37.240	38.450	39.195	236.3	27:08.783	13	1:54.885	37.240	38.450	39.195	236.3	27:08.783
14	1:52.049	36.651	37.246	38.152	245.4	28:23.305	14	1:55.956	37.761	38.595	39.600	234.8	29:04.739	14	1:55.956	37.761	38.595	39.600	234.8	29:04.739
37	Luca MARTUCCI					ITA	51	Bernardo PELLEGRINI					ITA							
MARTUCCI LUCA						F3 DALLARA F308	PELLEGRINI BERNARDO						F3 DALLARA F308							
1	2:01.950	41.110	41.047	39.793	190.4	2:01.950	1	1:58.122	40.185	39.432	38.505	201.3	1:58.122							
2	1:55.440	37.729	38.971	38.740	239.5	3:57.390	2	1:52.707	36.989	37.706	38.012	248.8	3:50.829							
3	1:56.730	38.331	39.029	39.370	232.3	5:54.120	3	1:54.405	36.686	38.653	39.066	242.7	5:45.234							
4	2:56.478	57.647	58.431	1:00.400	137.1	8:50.598	4	3:00.711	1:02.779	58.304	59.628	101.9	8:45.945							
5	2:42.316	50.888	58.022	53.406	166.5	11:32.914	5	2:44.729	51.347	56.536	56.846	152.5	11:30.674							
6	2:19.339	56.948	41.412	40.979	241.1	13:52.253	6	2:27.082 B	37.550	41.490	1:08.042	241.6	13:57.756							
7	2:17.746 B	38.179	40.057	59.510	234.8	16:09.999	7	7:29.144 B					21:26.900							
8	4:05.375 B					20:15.374														
43	Gianmarco MAGGIULLI					ITA	62	Dario CASO					ITA							
GIANMARCO MAGGIULLI						F3 DALLARA F312	CASO DARIO						F3 MYGALE							
1	2:04.263	41.836	41.973	40.454	195.9	2:04.263	1	2:00.249	40.567	39.899	39.783	184.3	2:00.249							
2	1:55.270	37.200	39.228	38.842	221.0	3:59.533	2	1:54.611	36.821	38.236	39.554	222.8	3:54.860							
3	1:53.731	37.178	38.157	38.396	239.5	5:53.264	3	1:57.409	37.283	40.483	39.643	248.2	5:52.269							
4	2:56.296	57.955	58.192	1:00.149	136.1	8:49.560	4	2:56.441	58.116	58.463	59.862	131.3	8:48.710							
5	2:43.021	50.895	57.813	54.313	171.5	11:32.581	5	2:43.184	51.137	57.924	54.123	152.9	11:31.894							
6	1:54.607	37.483	38.325	38.799	233.3	13:27.188	6	1:54.680	37.517	38.289	38.874	243.8	13:26.574							
7	1:53.063	36.760	37.224	39.079	245.4	15:20.251	7	1:54.213	36.549	37.926	39.738	247.7	15:20.787							
8	1:51.810	36.759	37.100	37.951	238.4	17:12.061	8	1:54.698	36.832	39.034	38.832	226.5	17:15.485							
9	1:52.453	36.940	37.240	38.273	236.9	19:04.514	9	1:51.947	36.148	37.267	38.532	247.1	19:07.432							
							10	1:56.937	40.036	38.077	38.824	248.2	21:04.369							
							11	1:52.443	36.276	37.571	38.596	246.0	22:56.812							
							12	1:52.640	35.998	38.105	38.537	246.5	24:49.452							
							13	1:52.773	36.448	37.793	38.532	247.1	26:42.225							
							14	1:53.242	36.819	37.605	38.818	246.0	28:35.467							
46	Riccardo PEREGO					ITA	69	Marco ZANASI					ITA							
PEREGO RICCARDO						FORMULA RENAULT 2007	ZANASI MARCO						F3 DALLARA F312							
1	2:11.454	44.722	43.225	43.507	188.4	2:11.454	1	1:58.022	39.291	39.806	38.925	199.1	1:58.022							
2	2:00.005	38.957	40.668	40.380	233.3	4:11.459	2	1:53.863	37.297	39.323	37.243	247.7	3:51.885							
3	2:10.783	42.610	44.036	44.137	213.2	6:22.242	3	1:54.204	35.773	39.297	39.134	247.7	5:46.089							
4	2:38.170	41.974	54.650	1:01.546	164.0	9:00.412	4	3:00.418	1:02.356	58.476	59.586	99.6	8:46.507							
5	2:37.606	48.023	59.247	50.336	195.5	11:38.018	5	2:44.372	51.258	56.797	56.317	143.1	11:30.879							
6	2:01.764	39.723	40.620	41.421	234.3	13:39.782	6	1:51.386	37.341	36.935	37.110	238.4	13:22.265							
7	1:58.450	37.657	39.776	41.017	238.9	15:38.232	7	1:50.180	35.918	36.636	37.626	247.7	15:12.445							
8	1:56.990	37.664	39.486	39.840	236.9	17:35.222	8	1:51.228	36.942	37.218	37.068	248.8	17:03.673							
9	1:56.448	37.528	39.188	39.732	234.8	19:31.670	9	1:49.192	35.913	36.408	36.871	243.8	18:52.865							
10	1:56.922	37.810	39.376	39.736	234.3	21:28.592	10	1:50.707	35.840	37.696	37.171	247.1	20:43.572							
11	1:56.510	37.643	39.041	39.826	234.3	23:25.102	11	1:50.237	36.760	36.493	36.984	249.4	22:33.809							
12	1:56.833	37.756	39.134	39.943	232.8	25:21.935	12	1:49.574	35.810	36.730	37.034	248.2	24:23.383							
13	1:56.166	37.727	38.864	39.575	233.8	27:18.101	13	1:49.740	36.338	36.363	37.039	249.4	26:13.123							
14	1:56.514	37.872	38.842	39.800	232.8	29:14.615														
48	Paolo COLLIVADINO					ITA														
COLLIVADINO PAOLO						FORMULA ABARTH														
1	2:12.037	50.151	41.334	40.552	191.7	2:12.037														



F.2 Italian Trophy

ACI Racing Weekend - Monza

Race 2

Analysis

Lap	Time	Sector 1	Sector 2	Sector 3	T. Spd	Elapsed	Lap	Time	Sector 1	Sector 2	Sector 3	T. Spd	Elapsed	
70	ABDELHAKIM						ALG							
	ABDELHAKIM						F3 DALLARA F312							
1	2:08.307	44.362	42.096	41.849	174.8	2:08.307								
2	1:54.831	37.344	38.656	38.831	242.7	4:03.138								
3	1:59.272	39.346	39.676	40.250	208.3	6:02.410								
4	2:53.050	53.776	59.059	1:00.215	172.8	8:55.460								
5	2:39.385	49.299	59.144	50.942	143.2	11:34.845								
6	1:57.418	38.620	38.543	40.255	213.6	13:32.263								
7	1:52.939	36.972	37.866	38.101	235.3	15:25.202								
8	1:55.007	38.412	38.524	38.071	243.8	17:20.209								
9	1:51.866	36.737	37.322	37.807	245.4	19:12.075								
10	1:53.753	37.969	37.989	37.795	251.1	21:05.828								
11	1:54.329	37.364	37.542	39.423	243.8	23:00.157								
12	1:51.973	37.159	37.168	37.646	241.6	24:52.130								
13	1:51.124	36.819	36.934	37.371	241.6	26:43.254								
14	1:52.699	37.887	37.407	37.405	242.7	28:35.953								
83	Luca MARIETTI						ITA							
	MARIETTI LUCA						FORMULA ABARTH							
1	2:08.288	43.097	42.765	42.426	194.5	2:08.288								
2	2:01.025	39.052	40.715	41.258	219.2	4:09.313								
3	2:11.348	43.092	44.059	44.197	196.2	6:20.661								
4	2:37.348	40.409	55.756	1:01.183	175.4	8:58.009								
5	2:38.771	48.728	58.939	51.104	154.7	11:36.780								
6	2:01.056	40.060	40.258	40.738	235.8	13:37.836								
7	2:00.999	39.007	40.369	41.623	234.8	15:38.835								
8	2:00.674	38.620	40.103	41.951	233.8	17:39.509								
85	Antonino PELLEGRINO						FRA							
	PELLEGRINO ANTONINO						F3 DALLARA F308							
1	1:59.870	40.749	39.994	39.127	193.5	1:59.870								
2	1:53.633	36.641	38.674	38.318	242.1	3:53.503								
212	Paolo BRAJNIK						ITA							
	PAOLO BRAJNIK						F3 DALLARA F308							
1	2:05.872	40.235	44.857	40.780	190.1	2:05.872								
2	1:57.247	37.300	39.727	40.220	223.7	4:03.119								
3	1:58.282	38.621	39.685	39.976	216.6	6:01.401								
4	2:55.395	56.563	58.276	1:00.556	201.3	8:56.796								
5	2:39.225	49.376	58.899	50.950	154.9	11:36.021								
6	1:57.373	38.173	38.626	40.574	226.5	13:33.394								
7	1:53.292	36.788	37.862	38.642	243.2	15:26.686								
8	1:52.977	36.833	37.697	38.447	245.4	17:19.663								
9	1:52.031	36.701	37.358	37.972	243.2	19:11.694								
10	1:53.111	37.628	37.531	37.952	243.8	21:04.805								
11	1:55.338	36.249	38.428	40.661	244.9	23:00.143								
12	1:57.528	39.058	39.104	39.366	211.1	24:57.671								
13	1:56.011	38.444	38.097	39.470	211.5	26:53.682								
14	1:57.343	39.070	38.465	39.808	211.5	28:51.025								