

**F.2 Italian Trophy**  
ACI Racing Weekend - Monza  
Race 1 (25' +1 lap)

**Final Classification**

Drivers	Nat	Team	Vehicle	Class	Laps	Total Time	Gap	Kph	Best Lap		
									Lap	Time	Kph
1 21 Alessandro BRACALENTE	ITA	BRACALENTE ALESSANDRO	F3 DALLARA F308	2	12	29:03.986	-	143.5	10	2:09.786	160.7
2 69 Marco ZANASI	ITA	ZANASI MARCO	F3 DALLARA F312	1	12	29:10.525	+6.539	143.0	9	2:09.089	161.6
3 9 Andrea FONTANA	ITA	FONTANA ANDREA	F3 DALLARA F308	1	12	29:11.036	+7.050	142.9	8	2:07.107	164.1
4 85 Antonino PELLEGRINO	FRA	PELLEGRINO ANTONINO	F3 DALLARA F308	1	12	29:11.345	+7.359	142.9	11	2:07.618	163.4
5 24 Giorgio VENICA	ITA	VENICA GIORGIO	F3 DALLARA F308	1	12	29:17.167	+13.181	142.4	11	2:08.371	162.5
6 62 Dario CASO	ITA	CASO DARIO	F3 MYGALE	2	12	29:34.557	+30.571	141.0	10	2:06.611	164.7
7 51 Bernardo PELLEGRINI	ITA	PELLEGRINI BERNARDO	F3 DALLARA F308	1	12	29:34.800	+30.814	141.0	7	2:10.481	159.8
8 2 Gianpaolo LATTANZI	ITA	LATTANZI GIANPAOLO	F3 DALLARA F308	2	12	29:36.771	+32.785	140.8	12	2:09.615	160.9
9 29 Renato PAPALEO	ITA	PAPALEO RENATO	F3 DALLARA F308	2	12	29:54.726	+50.740	139.4	12	2:12.931	156.9
10 212 Paolo BRAJNIK	ITA	PAOLO BRAJNIK	F3 DALLARA F308	1	12	30:13.218	+1:09.232	138.0	10	2:12.634	157.2
11 11 Nicola CAZZANIGA	ITA	DAV RACING SRL	F3 DALLARA F313	1	12	30:21.823	+1:17.837	137.4	12	2:11.250	158.9
12 46 Riccardo PEREGO	ITA	PEREGO RICCARDO	FORMULA RENAULT 2007	4	12	30:36.446	+1:32.460	136.3	10	2:15.597	153.8
13 37 Luca MARTUCCI	ITA	MARTUCCI LUCA	F3 DALLARA F308	1	12	30:44.942	+1:40.956	135.6	10	2:15.358	154.1
14 48 Paolo COLLIVADINO	ITA	COLLIVADINO PAOLO	FORMULA ABARTH	3	12	30:59.086	+1:55.100	134.6	9	2:17.508	151.7
15 8 Dino RASERO	ITA	RASERO DINO	F3 DALLARA F308	2	12	31:13.604	+2:09.618	133.6	10	2:14.936	154.6
16 83 Luca MARIETTI	ITA	MARIETTI LUCA	FORMULA ABARTH	3	12	31:19.106	+2:15.120	133.2	9	2:18.694	150.4
17 43 Gianmarco MAGGIULLI	ITA	GIANMARCO MAGGIULLI	F3 DALLARA F312	1	11	27:46.404	1 Lap	137.7	11	2:08.781	161.9
18 28 Giorgio BERTO	ITA	BERTO GIORGIO	FORMULA ABARTH	3	11	29:12.013	1 Lap	130.9	10	2:15.474	153.9
19 13 Sergio TERRINI	ITA	TERRINI Sergio	F3 DALLARA F308	2	11	29:40.717	1 Lap	128.8	9	2:17.706	151.4
<b>Not classified:</b>											
7 Paolo VIERO	ITA	VIERO PAOLO	F3 DALLARA F308	2	7	24:49.940			5	2:24.073	144.8
70 ABDELHAKIM	ALG	ABDELHAKIM	F3 DALLARA F312	1	4	12:07.981			4	2:21.417	147.5
31 Davide NICELLI	ITA	NICELLI DAVIDE	F3 DALLARA F308	2	1	4:13.649					

<b>Pole Position</b>	M. ZANASI	<b>1:48.183</b>	192.8 Kph
<b>Fastest Lap</b>	Lap 10 Dario CASO	<b>2:06.611</b>	164.7 Kph

Published at: .....

Track Status: **WET**

<b>Stewards:</b>	<b>Timekeeper:</b>
------------------	--------------------





# F.2 Italian Trophy

## ACI Racing Weekend - Monza

### Race 1

### Final Classification by Class

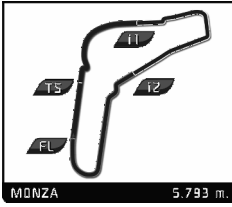
Nr.	Driver	Nat	Team	Car	Laps	Total Time	Gap	Kph	Best Lap		
									Lap	Time	Kph
<b>1</b>											
1	69 Marco ZANASI	ITA	ZANASI MARCO	F3 DALLARA F312	12	<b>29:10.525</b>		143.0	9	<b>2:09.089</b>	161.6
2	9 Andrea FONTANA	ITA	FONTANA ANDREA	F3 DALLARA F308	12	<b>29:11.036</b>	+0.511	142.9	8	<b>2:07.107</b>	164.1
3	85 Antonino PELLEGRINO	FRA	PELLEGRINO ANTONINO	F3 DALLARA F308	12	<b>29:11.345</b>	+0.820	142.9	11	<b>2:07.618</b>	163.4
4	24 Giorgio VENICA	ITA	VENICA GIORGIO	F3 DALLARA F308	12	<b>29:17.167</b>	+6.642	142.4	11	<b>2:08.371</b>	162.5
5	51 Bernardo PELLEGRINI	ITA	PELLEGRINI BERNARDO	F3 DALLARA F308	12	<b>29:34.800</b>	+24.275	141.0	7	<b>2:10.481</b>	159.8
6	212 Paolo BRAJNIK	ITA	PAOLO BRAJNIK	F3 DALLARA F308	12	<b>30:13.218</b>	+102.693	138.0	10	<b>2:12.634</b>	157.2
7	11 Nicola CAZZANIGA	ITA	DAV RACING SRL	F3 DALLARA F313	12	<b>30:21.823</b>	+111.298	137.4	12	<b>2:11.250</b>	158.9
8	37 Luca MARTUCCI	ITA	MARTUCCI LUCA	F3 DALLARA F308	12	<b>30:44.942</b>	+134.417	135.6	10	<b>2:15.358</b>	154.1
9	43 Gianmarco MAGGIULLI	ITA	GIANMARCO MAGGIULLI	F3 DALLARA F312	11	<b>27:46.404</b>	1 Laps	137.7	11	<b>2:08.781</b>	161.9
<i>Not classified:</i>											
70	ABDELHAKIM	ALG	ABDELHAKIM	F3 DALLARA F312	4	<b>12:07.981</b>	8 Laps	114.6	4	<b>2:21.417</b>	147.5
<b>2</b>											
1	21 Alessandro BRACALENTE	ITA	BRACALENTE ALESSANDRO	F3 DALLARA F308	12	<b>29:03.986</b>		143.5	10	<b>2:09.786</b>	160.7
2	62 Dario CASO	ITA	CASO DARIO	F3 MYGALE	12	<b>29:34.557</b>	+30.571	141.0	10	<b>2:06.611</b>	164.7
3	2 Gianpaolo LATTANZI	ITA	LATTANZI GIANPAOLO	F3 DALLARA F308	12	<b>29:36.771</b>	+32.785	140.8	12	<b>2:09.615</b>	160.9
4	29 Renato PAPALEO	ITA	PAPALEO RENATO	F3 DALLARA F308	12	<b>29:54.726</b>	+50.740	139.4	12	<b>2:12.931</b>	156.9
5	8 Dino RASERO	ITA	RASERO DINO	F3 DALLARA F308	12	<b>31:13.604</b>	+209.618	133.6	10	<b>2:14.936</b>	154.6
6	13 Sergio TERRINI	ITA	TERRINI Sergio	F3 DALLARA F308	11	<b>29:40.717</b>	1 Laps	128.8	9	<b>2:17.706</b>	151.4
<i>Not classified:</i>											
7	Paolo VIERO	ITA	VIERO PAOLO	F3 DALLARA F308	7	<b>24:49.940</b>		98.0	5	<b>2:24.073</b>	144.8
31	Davide NICELLI	ITA	NICELLI DAVIDE	F3 DALLARA F308	1	<b>4:13.649</b>	11 Laps	82.2			
<b>3</b>											
1	48 Paolo COLLIVADINO	ITA	COLLIVADINO PAOLO	FORMULA ABARTH	12	<b>30:59.086</b>		134.6	9	<b>2:17.508</b>	151.7
2	83 Luca MARIETTI	ITA	MARIETTI LUCA	FORMULA ABARTH	12	<b>31:19.106</b>	+20.020	133.2	9	<b>2:18.694</b>	150.4
3	28 Giorgio BERTO	ITA	BERTO GIORGIO	FORMULA ABARTH	11	<b>29:12.013</b>	1 Laps	130.9	10	<b>2:15.474</b>	153.9
<b>4</b>											
1	46 Riccardo PEREGO	ITA	PEREGO RICCARDO	FORMULA RENAULT 2007	12	<b>30:36.446</b>		136.3	10	<b>2:15.597</b>	153.8

Published at: .....

Track Status: **WET**

Stewards:	Timekeeper:
-----------	-------------





**F.2 Italian Trophy**  
ACI Racing Weekend - Monza  
Race 1

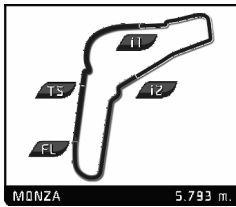
MONZA 5.793 m.

Lap Chart

LAP

Nr	Pos	Grid	1	2	3	4	5	6	7	8	9	10	11	12
69	<b>1</b>	69	69	69	21	21	21	21	21	21	21	21	21	21
21	<b>2</b>	21	21	21	69	69	69	69	69	69	69	69	69	69
51	<b>3</b>	51	51	51	51	51	51	51	51	9	9	85	85	9
24	<b>4</b>	24	24	24	85	85	85	85	85	51	85	9	9	85
85	<b>5</b>	85	85	85	24	24	9	24	9	85	24	24	24	24
212	<b>6</b>	212	212	212	212	9	24	9	24	24	51	51	51	62
43	<b>7</b>	43	29	29	29	212	29	29	29	2	2	2	2	51
29	<b>8</b>	29	8	11	2	29	2	2	2	29	62	62	62	2
31	<b>9</b>	31	11	2	9	2	46	46	62	62	29	29	29	29
8	<b>10</b>	8	2	70	70	46	212	62	46	46	43	43	43	212
11	<b>11</b>	11	70	7	46	70	62	212	212	46	212	212	11	11
2	<b>12</b>	2	7	48	7	48	43	43	43	43	212	46	46	46
70	<b>13</b>	70	48	46	48	62	48	11	11	11	11	11	11	37
62	<b>14</b>	62	46	28	28	43	11	48	48	37	37	37	37	48
37	<b>15</b>	37	28	83	43	37	37	37	37	48	48	48	48	8
7	<b>16</b>	7	83	9	62	11	83	83	83	83	83	8	8	83
48	<b>17</b>	48	9	13	83	83	7	13	8	8	8	83	83	83
46	<b>18</b>	46	13	43	37	7	13	8	13	28	28	28	28	28
28	<b>19</b>	28	43	62	13	13	8	28	28	13	13	13	13	13
83	<b>20</b>	83	31	37	11	28	28	7	7					
13	<b>21</b>	13	62	8	8	8								
9	<b>22</b>	9	37											





## F.2 Italian Trophy


### ACI Racing Weekend - Monza

#### Race 1

MONZA 5.793 m.

#### Best Sector Times

SECTOR 1			SECTOR 2			SECTOR 3			Pos	Driver	Ideal Lap	Best Lap
Pos	Driver	Time	Driver	Time	Driver	Time						
1	62 D.CASO	39.629	62 D.CASO	43.099	9 A.FONTANA	42.922	1	9 A.FONTANA	2:06.301	2:07.107	(2)	
2	85 A.PELLEGRINO	40.062	43 G.MAGGIULLI	43.150	85 A.PELLEGRINO	43.376	2	62 D.CASO	2:06.611	2:06.611	(1)	
3	9 A.FONTANA	40.144	69 M.ZANASI	43.174	24 G.VENICA	43.804	3	85 A.PELLEGRINO	2:06.815	2:07.618	(3)	
4	21 A.BRACALENTE	40.330	9 A.FONTANA	43.235	62 D.CASO	43.883	4	24 G.VENICA	2:08.371	2:08.371	(4)	
5	24 G.VENICA	40.382	85 A.PELLEGRINO	43.377	2 G.LATTANZI	44.483	5	43 G.MAGGIULLI	2:08.781	2:08.781	(5)	
6	51 B.PELLEGRINI	40.403	2 G.LATTANZI	43.906	43 G.MAGGIULLI	44.607	6	69 M.ZANASI	2:08.799	2:09.089	(6)	
7	2 G.LATTANZI	40.710	21 A.BRACALENTE	44.165	69 M.ZANASI	44.714	7	2 G.LATTANZI	2:09.099	2:09.615	(7)	
8	11 N.CAZZANIGA	40.772	24 G.VENICA	44.185	21 A.BRACALENTE	44.969	8	21 A.BRACALENTE	2:09.464	2:09.786	(8)	
9	69 M.ZANASI	40.911	51 B.PELLEGRINI	44.364	51 B.PELLEGRINI	45.218	9	51 B.PELLEGRINI	2:09.985	2:10.481	(9)	
10	43 G.MAGGIULLI	41.024	212 P.BRAJNIK	44.821	11 N.CAZZANIGA	45.243	10	11 N.CAZZANIGA	2:11.067	2:11.250	(10)	
11	212 P.BRAJNIK	41.334	11 N.CAZZANIGA	45.052	29 R.PAPALEO	45.504	11	212 P.BRAJNIK	2:11.813	2:12.634	(11)	
12	29 R.PAPALEO	41.445	29 R.PAPALEO	45.345	212 P.BRAJNIK	45.658	12	29 R.PAPALEO	2:12.294	2:12.931	(12)	
13	46 R.PEREGO	41.853	8 D.RASERO	45.805	37 L.MARTUCCI	45.821	13	8 D.RASERO	2:13.979	2:14.936	(13)	
14	8 D.RASERO	41.891	28 G.BERTO	46.207	28 G.BERTO	46.145	14	37 L.MARTUCCI	2:14.153	2:15.358	(14)	
15	28 G.BERTO	42.081	37 L.MARTUCCI	46.230	8 D.RASERO	46.283	15	28 G.BERTO	2:14.433	2:15.474	(15)	
16	37 L.MARTUCCI	42.102	46 R.PEREGO	46.623	46 R.PEREGO	46.784	16	46 R.PEREGO	2:15.260	2:15.597	(16)	
17	13 S.TERRINI	42.591	83 L.MARIETTI	46.859	48 P.COLLIVADINO	47.479	17	48 P.COLLIVADINO	2:17.475	2:17.508	(17)	
18	70 ABDELHAKIM	42.741	48 P.COLLIVADINO	47.198	13 S.TERRINI	47.826	18	13 S.TERRINI	2:17.706	2:17.706	(18)	
19	48 P.COLLIVADINO	42.798	13 S.TERRINI	47.289	83 L.MARIETTI	47.977	19	83 L.MARIETTI	2:17.900	2:18.694	(19)	
20	83 L.MARIETTI	43.064	7 P.VIERO	49.016	70 ABDELHAKIM	48.159	20	70 ABDELHAKIM	2:20.010	2:21.417	(20)	
21	7 P.VIERO	44.275	70 ABDELHAKIM	49.110	7 P.VIERO	50.430	21	7 P.VIERO	2:23.721	2:24.073	(21)	



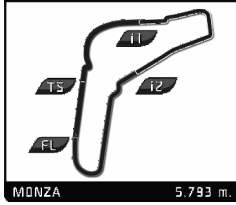
## F.2 Italian Trophy

### ACI Racing Weekend - Monza

#### Race 1

#### Best Top Speeds

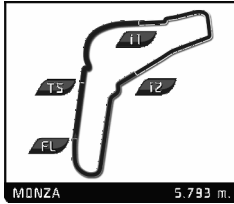
Driver	Team		Top 1		Top 2		Top 3		Top 4		Top 5		Avg
			Kph	Lap	Kph	Lap	Kph	Lap	Kph	Lap	Kph	Lap	
85 Antonino PELLEGRINO	PELLEGRINO ANTONINO	1	235.8	11	234.3	10	231.8	12	226.0	9	213.6	7	228,3
21 Alessandro BRACALENTE	BRACALENTE ALESSANDRO	2	232.8	7	229.4	10	228.4	8	227.4	9	227.0	11	229,0
24 Giorgio VENICA	VENICA GIORGIO	1	231.3	9	230.3	11	224.2	10	223.2	8	216.6	12	225,1
11 Nicola CAZZANIGA	DAV RACING SRL	1	231.3	9	227.4	7	227.0	11	227.0	12	226.5	10	227,8
2 Gianpaolo LATTANZI	LATTANZI GIANPAOLO	2	230.3	11	211.1	5	210.3	12	207.9	7	196.6	10	211,2
62 Dario CASO	CASO DARIO	2	229.9	12	217.9	10	201.3	11	199.9	8	195.2	9	208,8
29 Renato PAPALEO	PAPALEO RENATO	2	227.4	12	226.0	11	222.3	10	222.3	8	219.6	9	223,5
9 Andrea FONTANA	FONTANA ANDREA	1	227.0	12	226.0	9	224.6	10	221.4	6	217.9	5	223,4
69 Marco ZANASI	ZANASI MARCO	1	219.6	12	217.9	11	217.4	4	217.0	6	217.0	9	217,8
43 Gianmarco MAGGIULLI	GIANMARCO MAGGIULLI	1	218.3	11	213.6	7	208.3	10	208.3	6	190.1	8	207,7
212 Paolo BRAJNIK	PAOLO BRAJNIK	1	217.0	7	213.6	4	212.8	11	206.7	6	201.0	9	210,2
8 Dino RASERO	RASERO DINO	2	217.0	8	209.1	9	203.6	7	197.7	6	195.9	4	204,7
46 Riccardo PEREGO	PEREGO RICCARDO	4	216.1	9	214.0	10	209.1	6	205.1	5	204.4	12	209,7
28 Giorgio BERTO	BERTO GIORGIO	3	215.3	9	214.4	10	200.6	7	200.2	5	199.5	11	206,0
37 Luca MARTUCCI	MARTUCCI LUCA	1	214.0	10	211.1	11	203.2	7	198.8	8	180.0	9	201,4
51 Bernardo PELLEGRINI	PELLEGRINI BERNARDO	1	207.9	10	201.7	5	195.9	8	193.1	9	192.8	12	198,3
7 Paolo VIERO	VIERO PAOLO	2	204.7	5	191.4	4	167.3	6	125.3	3	91.5	1	156,0
48 Paolo COLLIVADINO	COLLIVADINO PAOLO	3	201.0	7	199.9	11	199.9	10	199.5	9	197.7	6	199,6
13 Sergio TERRINI	TERRINI Sergio	2	196.6	9	183.3	10	173.1	11	168.0	8	166.7	7	177,5
83 Luca MARIETTI	MARIETTI LUCA	3	192.4	9	189.7	10	176.8	11	176.2	8	167.8	7	180,6
70 ABDELHAKIM	ABDELHAKIM	1	188.7	4	156.0	3	96.2	2	94.9	1			134,0
31 Davide NICELLI	NICELLI DAVIDE	2	90.1	1									90,1



**F.2 Italian Trophy**  
ACI Racing Weekend - Monza  
Race 1

Fastest Lap Sequence

Practice Time	Driver	Team	Car	Class	Time	Kph	Lap
7:10.021	<b>69</b> Marco ZANASI	ZANASI MARCO	F3 DALLARA F312	1	<b>3:23.391</b>	102.5	2
7:10.264	<b>21</b> Alessandro BRACALENTE	BRACALENTE ALESSANDRO	F3 DALLARA F308	2	<b>3:22.691</b>	102.9	2
7:10.841	<b>51</b> Bernardo PELLEGRINI	PELLEGRINI BERNARDO	F3 DALLARA F308	1	<b>3:22.278</b>	103.1	2
7:11.568	<b>24</b> Giorgio VENICA	VENICA GIORGIO	F3 DALLARA F308	1	<b>3:21.060</b>	103.7	2
7:12.372	<b>85</b> Antonino PELLEGRINO	PELLEGRINO ANTONINO	F3 DALLARA F308	1	<b>3:19.982</b>	104.3	2
7:13.740	<b>212</b> Paolo BRAJNIK	PAOLO BRAJNIK	F3 DALLARA F308	1	<b>3:19.918</b>	104.3	2
7:14.752	<b>29</b> Renato PAPALETTO	PAPALETTO RENATO	F3 DALLARA F308	2	<b>3:19.422</b>	104.6	2
7:15.756	<b>11</b> Nicola CAZZANIGA	DAV RACING SRL	F3 DALLARA F313	1	<b>3:17.572</b>	105.6	2
7:16.316	<b>2</b> Gianpaolo LATTANZI	LATTANZI GIANPAOLO	F3 DALLARA F308	2	<b>3:16.229</b>	106.3	2
7:21.343	<b>46</b> Riccardo PEREGO	PEREGO RICCARDO	FORMULA RENAULT 2007	4	<b>3:15.851</b>	106.5	2
7:26.262	<b>13</b> Sergio TERRINI	TERRINI Sergio	F3 DALLARA F308	2	<b>3:15.237</b>	106.8	2
7:26.529	<b>43</b> Gianmarco MAGGIULLI	GIANMARCO MAGGIULLI	F3 DALLARA F312	1	<b>3:13.990</b>	107.5	2
7:28.148	<b>37</b> Luca MARTUCCI	MARTUCCI LUCA	F3 DALLARA F308	1	<b>3:13.889</b>	107.6	2
9:24.733	<b>21</b> Alessandro BRACALENTE	BRACALENTE ALESSANDRO	F3 DALLARA F308	2	<b>2:14.469</b>	155.1	3
9:39.257	<b>9</b> Andrea FONTANA	FONTANA ANDREA	F3 DALLARA F308	1	<b>2:14.448</b>	155.1	3
11:36.737	<b>21</b> Alessandro BRACALENTE	BRACALENTE ALESSANDRO	F3 DALLARA F308	2	<b>2:12.004</b>	158.0	4
11:50.783	<b>9</b> Andrea FONTANA	FONTANA ANDREA	F3 DALLARA F308	1	<b>2:11.526</b>	158.6	4
14:01.073	<b>9</b> Andrea FONTANA	FONTANA ANDREA	F3 DALLARA F308	1	<b>2:10.290</b>	160.1	5
18:25.204	<b>9</b> Andrea FONTANA	FONTANA ANDREA	F3 DALLARA F308	1	<b>2:08.263</b>	162.6	7
20:32.311	<b>9</b> Andrea FONTANA	FONTANA ANDREA	F3 DALLARA F308	1	<b>2:07.107</b>	164.1	8
25:17.928	<b>62</b> Dario CASO	CASO DARIO	F3 MYGALE	2	<b>2:06.611</b>	164.7	10



F.2 Italian Trophy
ACI Racing Weekend - Monza
Race 1

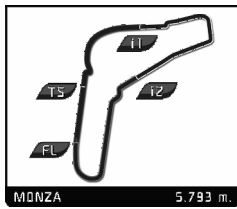
Analysis by lap

Lapped

Table with columns: Nr, Lap Time, Gap for Laps 1 through 12. Each lap section lists driver numbers and their respective times and gaps.







## F.2 Italian Trophy

### ACI Racing Weekend - Monza


#### Race 1

#### Analysis

■ Personal Best   
 ■ Session Best   
 ■ Crossing the finish line in pit lane

Lap	Time	Sector 1	Sector 2	Sector 3	T. Spd	Elapsed	Lap	Time	Sector 1	Sector 2	Sector 3	T. Spd	Elapsed	
<b>2</b>	<b>Gianpaolo LATTANZI</b> ITA							<b>11</b>	<b>Nicola CAZZANIGA</b> ITA					
LATTANZI GIANPAOLO F3 DALLARA F308							DAV RACING SRL F3 DALLARA F313							
1	4:00.087	1:22.636	1:15.327	1:22.124	89.6	4:00.087	1	3:58.184	1:20.642	1:17.745	1:19.797	86.7	3:58.184	
2	3:16.229	1:03.483	1:06.470	1:06.276	97.2	7:16.316	2	3:17.572	1:04.266	1:06.191	1:07.115	103.0	7:15.756	
3	2:22.560	46.461	48.307	47.792	145.9	9:38.876	3	2:53.523	45.650	1:19.192	48.681	163.2	10:09.279	
4	2:16.363	43.998	45.724	46.641	170.9	11:55.239	4	2:18.731	41.945	48.657	48.129	209.1	12:28.010	
5	2:15.758	43.073	45.757	46.928	211.1	14:10.997	5	2:18.002	43.294	47.703	47.005	173.4	14:46.012	
6	2:15.671	43.615	45.794	46.262	172.0	16:26.668	6	2:13.976	41.666	46.596	45.714	212.3	16:59.988	
7	2:13.598	42.579	45.437	45.582	207.9	18:40.266	7	2:21.981	40.805	46.545	54.631	227.4	19:21.969	
8	2:12.026	42.190	44.774	45.062	192.8	20:52.292	8	2:12.553	41.977	45.253	45.323	221.4	21:34.522	
9	2:13.510	42.464	45.141	45.905	188.1	23:05.802	9	2:11.930	40.772	45.643	45.515	231.3	23:46.452	
10	2:11.432	41.818	45.022	44.592	196.6	25:17.234	10	2:12.284	40.895	45.992	45.397	226.5	25:58.736	
11	2:09.922	40.710	44.729	44.483	230.3	27:27.156	11	2:11.837	40.973	45.550	45.314	227.0	28:10.573	
12	2:09.615	40.922	43.906	44.787	210.3	29:36.771	12	2:11.250	40.955	45.052	45.243	227.0	30:21.823	
<b>7</b>	<b>Paolo VIERO</b> ITA							<b>13</b>	<b>Sergio TERRINI</b> ITA					
VIERO PAOLO F3 DALLARA F308							TERRINI Sergio F3 DALLARA F308							
1	4:02.939	1:26.188	1:15.432	1:21.319	91.5	4:02.939	1	4:11.025	1:34.256	1:13.856	1:22.913	121.3	4:11.025	
2	3:16.723	1:03.727	1:07.710	1:05.286	88.8	7:19.662	2	3:15.237	1:03.421	1:09.150	1:02.666	111.5	7:26.262	
3	2:32.811	50.821	51.016	50.974	125.3	9:52.473	3	2:35.131	54.252	50.258	50.621	146.5	10:01.393	
4	2:40.582	47.088	1:02.632	50.862	191.4	12:33.055	4	2:41.064	45.474	1:06.646	48.944	162.0	12:42.457	
5	2:24.073	44.627	49.016	50.430	204.7	14:57.128	5	2:23.584	43.520	51.014	49.050	166.0	15:06.041	
6	4:21.676B	44.275	2:33.159	1:04.242	167.3	19:18.804	6	2:21.272	43.960	48.895	48.417	156.4	17:27.313	
7	5:31.136B					24:49.940	7	2:23.300	42.886	47.692	52.722	166.7	19:50.613	
							8	2:26.785	49.722	49.185	47.878	168.0	22:17.398	
							9	2:17.706	42.591	47.289	47.826	196.6	24:35.104	
							10	2:43.524	45.032	1:09.097	49.395	183.3	27:18.628	
							11	2:22.089	42.977	50.300	48.812	173.1	29:40.717	
<b>8</b>	<b>Dino RASERO</b> ITA							<b>21</b>	<b>Alessandro BRACALENTE</b> ITA					
RASERO DINO F3 DALLARA F308							BRACALENTE ALESSANDRO F3 DALLARA F308							
1	3:57.009	1:19.462	1:16.867	1:20.680	89.1	3:57.009	1	3:47.573	1:08.643	1:16.220	1:22.710	94.0	3:47.573	
2	3:32.789	1:28.152	1:01.750	1:02.887	110.4	7:29.798	2	3:22.691	1:05.405	1:05.286	1:12.000	147.7	7:10.264	
3	2:42.419	56.741	55.752	49.926	106.9	10:12.217	3	2:14.469	42.389	45.812	46.268	207.5	9:24.733	
4	2:43.571	1:02.371	46.542	54.658	195.9	12:55.788	4	2:12.004	41.372	45.201	45.431	223.7	11:36.737	
5	2:21.073	44.434	48.389	48.250	177.9	15:16.861	5	2:11.581	41.396	44.784	45.401	225.1	13:48.318	
6	2:15.887	42.402	46.903	46.582	197.7	17:32.748	6	2:11.909	41.310	45.106	45.493	221.0	16:00.227	
7	2:15.138	41.891	45.805	47.442	203.6	19:47.886	7	2:10.665	40.837	44.633	45.195	232.8	18:10.892	
8	2:16.588	41.893	48.126	46.569	217.0	22:04.474	8	2:10.974	41.021	44.557	45.396	228.4	20:21.866	
9	2:15.102	42.036	46.783	46.283	209.1	24:19.576	9	2:10.772	40.916	44.575	45.281	227.4	22:32.638	
10	2:14.936	42.289	46.025	46.622	181.5	26:34.512	10	2:09.786	40.527	44.165	45.094	229.4	24:42.424	
11	2:22.925	42.164	53.186	47.575	188.7	28:57.437	11	2:11.668	40.528	45.794	45.346	227.0	26:54.092	
12	2:16.167	42.768	46.404	46.995	165.7	31:13.604	12	2:09.894	40.330	44.595	44.969	224.2	29:03.986	
<b>9</b>	<b>Andrea FONTANA</b> ITA							<b>24</b>	<b>Giorgio VENICA</b> ITA					
FONTANA ANDREA F3 DALLARA F308							VENICA GIORGIO F3 DALLARA F308							
1	4:08.453	1:33.124	1:13.656	1:21.673	111.9	4:08.453	1	3:50.508	1:11.880	1:15.884	1:22.744	85.7	3:50.508	
2	3:16.356	1:04.749	1:08.526	1:03.081	101.6	7:24.809	2	3:21.060	1:05.375	1:05.697	1:09.988	103.6	7:11.568	
3	2:14.448	45.095	44.663	44.690	169.6	9:39.257	3	2:22.381	45.956	48.132	48.293	143.4	9:33.949	
4	2:11.526	41.665	44.066	45.795	193.5	11:50.783	4	2:14.907	42.322	46.049	46.536	204.0	11:48.856	
5	2:10.290	41.372	44.266	44.652	217.9	14:01.073	5	2:12.783	41.678	44.848	46.257	209.1	14:01.639	
6	2:15.868	41.088	50.362	44.418	221.4	16:16.941	6	2:13.523	42.240	46.117	45.166	175.4	16:15.162	
7	2:08.263	40.909	43.714	43.640	214.0	18:25.204	7	2:11.854	41.074	45.369	45.411	190.7	18:27.016	
8	2:07.107	40.350	43.235	43.522	217.4	20:32.311	8	2:10.104	41.284	44.807	44.013	223.2	20:37.120	
9	2:07.549	40.628	43.385	43.536	226.0	22:39.860	9	2:09.373	40.401	44.751	44.221	231.3	22:46.493	
10	2:16.521	40.521	52.591	43.409	224.6	24:56.381								
11	2:07.508	40.670	43.561	43.277	207.1	27:03.889								
12	2:07.147	40.144	44.081	42.922	227.0	29:11.036								





## F.2 Italian Trophy

### ACI Racing Weekend - Monza

#### Race 1

#### Analysis

Lap	Time	Sector 1	Sector 2	Sector 3	T. Spd	Elapsed	Lap	Time	Sector 1	Sector 2	Sector 3	T. Spd	Elapsed
10	2:10.852	40.779	45.560	44.513	224.2	24:57.345	2	3:13.990	1:02.324	1:09.368	1:02.298	108.0	7:26.529
11	<b>2:08.371</b>	<b>40.382</b>	<b>44.185</b>	<b>43.804</b>	230.3	27:05.716	3	2:29.038	47.766	50.900	50.372	146.9	9:55.567
12	2:11.451	40.913	44.975	45.563	216.6	29:17.167	4	2:24.144	45.857	50.764	47.523	154.4	12:19.711
<b>28</b> <b>Giorgio BERTO</b> <span style="float:right">ITA</span> BERTO GIORGIO <span style="float:right">FORMULA ABARTH</span>							<b>46</b> <b>Riccardo PEREGO</b> <span style="float:right">ITA</span> PEREGO RICCARDO <span style="float:right">FORMULA RENAULT 2007</span>						
1	4:07.062	1:31.086	1:13.235	1:22.741	102.8	4:07.062	1	4:05.492	1:30.133	1:13.278	1:22.081	86.8	4:05.492
2	3:16.806	1:04.210	1:07.716	1:04.880	99.1	7:23.868	2	3:15.851	1:03.889	1:07.001	1:04.961	96.2	7:21.343
3	2:31.208	48.780	50.893	51.535	167.0	9:55.076	3	2:26.871	49.038	48.539	49.294	120.4	9:48.214
4	2:59.714	44.904	1:24.782	50.028	176.5	12:54.790	4	2:18.054	43.462	46.989	47.603	180.3	12:06.268
5	2:23.135	43.668	51.585	47.882	200.2	15:17.925	5	2:16.252	42.144	47.045	47.063	205.1	14:22.520
6	2:17.301	42.924	47.033	47.344	194.1	17:35.226	6	2:17.541	43.055	47.306	47.180	209.1	16:40.061
7	2:16.005	42.619	<b>46.207</b>	47.179	200.6	19:51.231	7	2:17.145	42.767	46.867	47.511	197.7	18:57.206
8	2:20.782	43.797	50.631	46.354	168.6	22:12.013	8	2:17.826	42.887	47.391	47.548	198.0	21:15.032
9	2:16.211	<b>42.081</b>	47.985	<b>46.145</b>	215.3	24:28.224	9	2:17.069	42.897	47.388	<b>46.784</b>	216.1	23:32.101
10	<b>2:15.474</b>	42.189	47.054	46.231	214.4	26:43.698	10	<b>2:15.597</b>	<b>41.853</b>	<b>46.623</b>	47.121	214.0	25:47.698
11	2:28.315	42.758	57.619	47.938	199.5	29:12.013	11	2:16.741	42.678	47.071	46.992	187.8	28:04.439
<b>29</b> <b>Renato PAPALEO</b> <span style="float:right">ITA</span> PAPALEO RENATO <span style="float:right">F3 DALLARA F308</span>							<b>48</b> <b>Paolo COLLIVADINO</b> <span style="float:right">ITA</span> COLLIVADINO PAOLO <span style="float:right">FORMULA ABARTH</span>						
1	3:55.330	1:16.927	1:15.470	1:22.933	97.1	3:55.330	1	4:03.995	1:27.502	1:14.661	1:21.832	100.7	4:03.995
2	3:19.422	1:05.274	1:06.240	1:07.908	125.5	7:14.752	2	3:16.377	1:03.851	1:07.507	1:05.019	86.1	7:20.372
3	2:22.634	45.763	48.820	48.051	167.0	9:37.386	3	2:34.322	50.776	51.345	52.201	138.9	9:54.694
4	2:17.517	42.705	47.369	47.443	189.4	11:54.903	4	2:22.447	44.797	48.402	49.248	192.8	12:17.141
5	2:15.126	42.263	46.132	46.731	206.7	14:10.029	5	2:24.660	45.146	49.712	49.802	175.1	14:41.801
6	2:16.171	41.699	48.090	46.382	217.4	16:26.200	6	2:22.734	43.386	50.929	48.419	197.7	17:04.535
7	2:13.380	41.681	45.890	45.809	219.6	18:39.580	7	2:19.288	42.958	47.946	48.384	201.0	19:23.823
8	2:18.800	41.816	<b>45.345</b>	51.639	222.3	20:58.380	8	2:19.568	44.018	47.662	47.888	174.5	21:43.391
9	2:15.742	42.623	47.615	<b>45.504</b>	219.6	23:14.122	9	<b>2:17.508</b>	<b>42.798</b>	<b>47.198</b>	47.512	199.5	24:00.899
10	2:14.118	41.546	46.907	45.665	222.3	25:28.240	10	2:17.584	42.810	47.295	<b>47.479</b>	199.9	26:18.483
11	2:13.555	<b>41.445</b>	46.595	45.515	226.0	27:41.795	11	2:18.504	43.369	47.628	47.507	199.9	28:36.987
12	<b>2:12.931</b>	41.519	45.828	45.584	227.4	29:54.726	12	2:22.099	45.429	47.797	48.873	147.5	30:59.086
<b>31</b> <b>Davide NICELLI</b> <span style="float:right">ITA</span> NICELLI DAVIDE <span style="float:right">F3 DALLARA F308</span>							<b>51</b> <b>Bernardo PELLEGRINI</b> <span style="float:right">ITA</span> PELLEGRINI BERNARDO <span style="float:right">F3 DALLARA F308</span>						
1	4:13.649	1:18.451	<b>1:15.653</b>	<b>1:39.545</b>	90.1	4:13.649	1	3:48.563	1:10.121	1:15.794	1:22.648	92.3	3:48.563
<b>37</b> <b>Luca MARTUCCI</b> <span style="float:right">ITA</span> MARTUCCI LUCA <span style="float:right">F3 DALLARA F308</span>							2 3:22.278 1:05.851 1:05.474 1:10.953 131.0 7:10.841 3 2:17.388 43.643 46.232 47.513 171.2 9:28.229 4 2:17.173 44.238 45.626 47.309 185.2 11:45.402 5 2:14.014 42.021 45.773 46.220 201.7 13:59.416 6 2:11.441 41.077 44.854 45.510 190.1 16:10.857 7 <b>2:10.481</b> 40.899 <b>44.364</b> <b>45.218</b> 192.1 18:21.338 8 2:11.645 40.875 44.801 45.969 195.9 20:32.983 9 2:16.882 41.580 49.011 46.291 193.1 22:49.865 10 2:18.825 <b>40.403</b> 44.762 53.660 207.9 25:08.690 11 2:13.135 42.048 45.309 45.778 191.1 27:21.825 12 2:12.975 41.089 45.752 46.134 192.8 29:34.800						
1	4:14.259	1:24.967	1:25.914	1:23.378	93.8	4:14.259	2	3:22.278	1:05.851	1:05.474	1:10.953	131.0	7:10.841
2	3:13.889	1:02.488	1:09.067	1:02.334	99.5	7:28.148	3	2:17.388	43.643	46.232	47.513	171.2	9:28.229
3	2:32.082	48.417	52.617	51.048	110.0	10:00.230	4	2:17.173	44.238	45.626	47.309	185.2	11:45.402
4	2:26.486	45.509	50.243	50.734	130.8	12:26.716	5	2:14.014	42.021	45.773	46.220	201.7	13:59.416
5	2:20.545	44.264	47.693	48.588	174.5	14:47.261	6	2:11.441	41.077	44.854	45.510	190.1	16:10.857
6	2:19.629	43.797	47.535	48.297	179.4	17:06.890	7	<b>2:10.481</b>	40.899	<b>44.364</b>	<b>45.218</b>	192.1	18:21.338
7	2:16.955	42.874	47.671	46.410	203.2	19:23.845	8	2:11.645	40.875	44.801	45.969	195.9	20:32.983
8	2:17.173	42.205	48.572	46.396	198.8	21:41.018	9	2:16.882	41.580	49.011	46.291	193.1	22:49.865
9	2:15.407	42.339	<b>46.230</b>	46.838	180.0	23:56.425	10	2:18.825	<b>40.403</b>	44.762	53.660	207.9	25:08.690
10	<b>2:15.358</b>	<b>42.102</b>	46.579	46.677	214.0	26:11.783	11	2:13.135	42.048	45.309	45.778	191.1	27:21.825
11	2:16.379	42.509	46.847	47.023	211.1	28:28.162	12	2:12.975	41.089	45.752	46.134	192.8	29:34.800
12	2:16.780	43.983	46.976	<b>45.821</b>	160.6	30:44.942	<b>43</b> <b>Gianmarco MAGGIULLI</b> <span style="float:right">ITA</span> GIANMARCO MAGGIULLI <span style="float:right">F3 DALLARA F312</span>						
1	4:12.539	1:35.089	1:13.969	1:23.481	124.8	4:12.539	1 4:12.539 1:35.089 1:13.969 1:23.481 124.8 4:12.539						



## F.2 Italian Trophy

### ACI Racing Weekend - Monza

#### Race 1

#### Analysis

Lap	Time	Sector 1	Sector 2	Sector 3	T. Spd	Elapsed	Lap	Time	Sector 1	Sector 2	Sector 3	T. Spd	Elapsed	
<b>62</b>	<b>Dario CASO</b> ITA							2	3:19.982	1:05.665	1:05.032	1:09.285	124.4	7:12.372
	CASO DARIO F3 MYGALE							3	2:18.888	45.380	46.581	46.927	142.5	9:31.260
1	4:13.720	1:36.755	1:13.665	1:23.300	120.4	4:13.720	4	2:14.878	42.063	45.993	46.822	191.4	11:46.138	
2	3:14.243	1:02.377	1:09.118	1:02.748	111.2	7:27.963	5	2:13.714	41.670	45.912	46.132	195.5	13:59.852	
3	2:29.206	50.470	49.442	49.294	116.4	9:57.169	6	2:12.182	41.629	44.884	45.669	187.4	16:12.034	
4	2:20.189	45.089	48.142	46.958	161.3	12:17.358	7	2:11.266	40.963	45.217	45.086	213.6	18:23.300	
5	2:13.250	42.037	45.032	46.181	179.7	14:30.608	8	2:12.403	41.361	46.811	44.231	204.7	20:35.703	
6	2:13.125	42.671	45.289	45.165	170.7	16:43.733	9	2:09.118	40.467	44.290	44.361	226.0	22:44.821	
7	2:10.506	40.782	44.699	45.025	179.7	18:54.239	10	2:10.752	41.282	46.094	<b>43.376</b>	234.3	24:55.573	
8	2:08.877	40.151	43.626	45.100	199.9	21:03.116	11	<b>2:07.618</b>	40.707	43.429	43.482	235.8	27:03.191	
9	2:08.201	40.061	43.995	44.145	195.2	23:11.317	12	2:08.154	<b>40.062</b>	<b>43.377</b>	44.715	231.8	29:11.345	
10	<b>2:06.611</b>	<b>39.629</b>	<b>43.099</b>	<b>43.883</b>	217.9	25:17.928								
11	2:09.295	40.237	44.768	44.290	201.3	27:27.223								
12	2:07.334	39.802	43.385	44.147	229.9	29:34.557								
<b>69</b>	<b>Marco ZANASI</b> ITA							<b>212</b>	<b>Paolo BRAJNIK</b> ITA					
	ZANASI MARCO F3 DALLARA F312								PAOLO BRAJNIK F3 DALLARA F308					
1	3:46.630	1:06.487	1:16.603	1:23.540	82.9	3:46.630	1	3:53.822	1:15.114	1:15.998	1:22.710	98.1	3:53.822	
2	3:23.391	1:05.434	1:05.031	1:12.926	135.7	7:10.021	2	3:19.918	1:05.999	1:04.544	1:09.375	142.5	7:13.740	
3	2:17.056	43.327	45.783	47.946	190.1	9:27.077	3	2:22.093	45.460	48.087	48.546	166.7	9:35.833	
4	2:12.969	41.726	44.447	46.796	217.4	11:40.046	4	2:15.090	42.127	46.143	46.820	213.6	11:50.923	
5	2:14.536	41.880	46.583	46.073	216.6	13:54.582	5	2:35.375	1:01.659	45.915	47.801	196.2	14:26.298	
6	2:12.288	41.559	44.748	45.981	217.0	16:06.870	6	2:20.844	45.763	46.999	48.082	206.7	16:47.142	
7	2:12.097	41.524	44.527	46.046	215.7	18:18.967	7	2:15.037	41.817	45.941	47.279	217.0	19:02.179	
8	2:11.086	41.386	44.505	45.195	214.4	20:30.053	8	2:13.545	42.263	<b>44.821</b>	46.461	187.4	21:15.724	
9	<b>2:09.089</b>	40.923	<b>43.174</b>	44.992	217.0	22:39.142	9	2:17.557	41.524	49.562	46.471	201.0	23:33.281	
10	2:10.564	40.990	44.860	<b>44.714</b>	216.6	24:49.706	10	<b>2:12.634</b>	41.339	45.637	<b>45.658</b>	188.7	25:45.915	
11	2:10.146	40.915	44.122	45.109	217.9	26:59.852	11	2:12.640	<b>41.334</b>	45.484	45.822	212.8	27:58.555	
12	2:10.673	<b>40.911</b>	43.991	45.771	219.6	29:10.525	12	2:14.663	41.675	45.720	47.268	199.5	30:13.218	
<b>70</b>	<b>ABDELHAKIM</b> ALG													
	ABDELHAKIM F3 DALLARA F312													
1	4:01.476	1:24.278	1:16.004	1:21.194	94.9	4:01.476								
2	3:16.583	1:03.665	1:07.379	1:05.539	96.2	7:18.059								
3	2:28.505	48.311	50.486	49.708	156.0	9:46.564								
4	<b>2:21.417</b>	44.148	<b>49.110</b>	<b>48.159</b>	188.7	12:07.981								
<b>83</b>	<b>Luca MARIETTI</b> ITA													
	MARIETTI LUCA FORMULA ABARTH													
1	4:08.235	1:32.183	1:13.535	1:22.517	100.8	4:08.235								
2	3:16.536	1:04.062	1:07.964	1:04.510	99.8	7:24.771								
3	2:33.906	49.060	51.774	53.072	136.6	9:58.677								
4	2:29.691	46.543	50.779	52.369	158.9	12:28.368								
5	2:26.497	45.841	49.819	50.837	154.9	14:54.865								
6	2:23.519	46.059	47.830	49.630	160.8	17:18.384								
7	2:21.408	44.529	48.391	48.488	167.8	19:39.792								
8	2:18.854	43.799	47.078	<b>47.977</b>	176.2	21:58.646								
9	<b>2:18.694</b>	<b>43.064</b>	46.969	48.661	192.4	24:17.340								
10	2:21.130	43.364	49.522	48.244	189.7	26:38.470								
11	2:20.151	43.678	48.355	48.118	176.8	28:58.621								
12	2:20.485	44.867	<b>46.859</b>	48.759	141.2	31:19.106								
<b>85</b>	<b>Antonino PELLEGRINO</b> FRA													
	PELEGRINO ANTONINO F3 DALLARA F308													
1	3:52.390	1:14.420	1:15.491	1:22.479	90.8	3:52.390								