

Formula 2 Italian Trophy

Start Grid Race 2

Provisional



Misano World Circuit, Length: 4226m

Air temperature: N/A°C

Track temperature: N/A°C

Weather condition: Dry

Sunday 10.April 2016 15:40

 **MISANO 2016**

	6	8
		Dino Lorenzo Rasero
51 Twister Italia Bernardo Pellegrini	5	13 Twister Italia Antonio Terrini Sergio
25 Pave Motorsport Alessandro Alcidi	4	9 HT Powertrain Andrea Fontana
69 Corbetta Competizioni Marco Zanasi	3	85 Antonino Pellegrino
21 Pave Motorsport Alessandro Bracalente	2	212 Paolo Brajnik
29 Corbetta Competizioni Renato Papaleo	1	2 Gianpaolo Lattanzi
	STARTLINE	POLE POSITION

Publications Time:

Race Director:

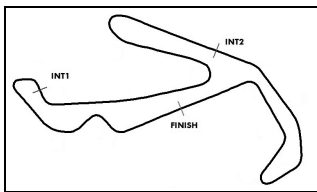
Time Keeping:

BLANCPAIN Timing

ver: 1.0

Page 1/ 1 printed: 10.4.2016 9:53





Formula 2 Italian Trophy

Result List Race 2

Provisional



 MISANO 2016

Misano World Circuit, Length: 4226m

Air temperature: 19.87°C

Track temperature: 23.93°C

Weather condition: Dry

Sunday 10.April 2016 15:40

started : 11 classified : 11 not classified : 0

Nr.	Drivers	Team	Laps	Total Time	Gap	Kph	Lap	Time	Kph
Cl.	Car	Entrant							
1	9 A.Fontana/ F3 Dallara F 308 VW	HT Powertrain Andrea Fontana	17	26:37.449		163.0	15	1:32.391	164.6
2	69 M.Zanasi/ F3 Dallara F312 Mercedes	Corbetta Competizioni Zanasi Marco	17	26:38.013	0.564	163.0	15	1:31.986	165.3
3	85 A.Pellegrino/ F3 Dallara F308 VW	Pellegrini Antonio	17	26:56.397	18.948	161.0	14	1:33.137	163.3
4	51 B.Pellegrini/ F3 Dallara F308 Toyota	Twister Italia Pellegrini Bernardo	17	26:57.855	20.406	160.9	12	1:33.485	162.7
5	21 A.Bracalente/ F3 Dallara F308 Fiat FTP	Pave Motorsport Bracalente Alessandro	17	26:58.693	21.244	160.4	17	1:33.048	163.5
6	29 R.Papaleo/ F3 Dallara F308 Fiat FTP	Corbetta Competizioni Papaleo Renato	17	27:04.460	27.011	160.0	8	1:34.175	161.5
7	212 P.Brajnik/ F3 Dallara F310 VW	Brajnik Paolo	17	27:23.138	45.689	158.1	11	1:32.770	163.9
8	2 G.Lattanzi/ F3 Dallara F308 Fiat FTP	Lattanzi Gianpaolo	17	27:29.501	52.052	157.7	14	1:34.875	160.3
9	25 A.Alcidi/ F Renault 2.0	Pave Motorsport Alcidi Alessandro	17	27:42.776	1:05.327	158.0	9	1:35.438	159.4
10	8 D.Lorenzo Rasero/ F3 Dallara F308 Fiat FTP	Rasero Dino Lorenzo	17	27:50.935	1:13.486	155.7	13	1:34.939	160.2
11	13 A.Terrini Sergio/ F3 Dallara F308 Toyota	Twister Italia Terrini Sergio Antonio	2	5:33.669	15 LAP	69.4	0		

CAR 25 10 SEC PENALTY TRACK LIMIT T6

Subject to final scrutineering!

Publications Time:

Race Director:

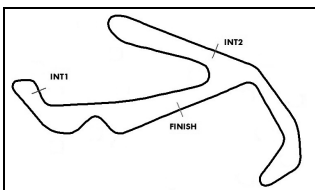
Time Keeping:

BLANCPAIN Timing

ver: 1.0

Page 1/ 1 printed: 10.4.2016 16:16





Formula 2 Italian Trophy

Lap Chart Race 2

Provisional



Misano World Circuit, Length: 4226 m

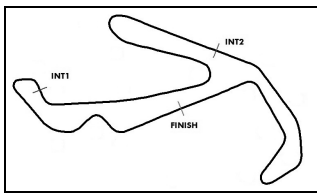
Sunday 10.April 2016 15:40

LapCha	1	2	3	4	5	6	7	8	9	10	11	12	13	14	15	16	17	18	19	20	21	22	23	24	25	26	27	28	29	30	31	32	33	34	35	36	37	38	39	40	41	42	43	44	45			
LAP 1	21	29	212	9	69	85	51	2	8	25	13																																					
LAP 2	21	29	9	212	69	85	2	51	8	25	13'																																					
LAP 3	21	9	212	29	69	85	2	51	8	25																																						
LAP 4	21	9	29	69	212	85	2	51	8	25																																						
LAP 5	21	9	29	69	212	85	51	8	2	25																																						
LAP 6	9	69	29	212	85	51	21	8	2	25																																						
LAP 7	9	69	212	29	85	51	21	8	2	25																																						
LAP 8	9	69	212	29	85	51	21	8	2	25																																						
LAP 9	9	69	212	29	85	51	21	8	2	25																																						
LAP 10	9	69	212	85	51	29	21	2	8	25																																						
LAP 11	9	69	212	85	51	29	21	2	8	25																																						
LAP 12	9	69	212	85	51	29	21	2	8	25																																						
LAP 13	9	69	212	85	51	29	21	2	8	25																																						
LAP 14	9	69	212	85	51	21	29	2	8	25																																						
LAP 15	9	69	85	51	21	29	212	2	8	25																																						
LAP 16	9	69	85	51	21	29	212	2	8	25																																						
LAP 17	9	69	85	51	21	29	212	2	25	8																																						

. - PIT STOP ' - LAP BEHIND

BLANCPAIN Timing





Formula 2 Italian Trophy

Sector List Race 2

Provisional



MISANO 2016

Misano World Circuit, Length: 4226m

Air temperature: 19.87°C

Track temperature: 23.93°C

Weather condition: Dry

Sunday 10.April 2016 15:40

Lap	Time	SE1	SP1	SE2	SP2	SE3	SP3	TSP	Lap	Time	SE1	SP1	SE2	SP2	SE3	SP3	TSP
2 Lattanzi, ITA									theoretical besttime: 1:34.625								
1	1:46.089	33.535	118	38.120	202	34.434	200		10	1:35.736	24.718	137	36.991	198	34.027	196	
2	1:36.086	25.257	139	37.145	200	33.684	198		11	1:35.595	24.816	137	36.991	198	33.788	197	
3	1:35.103	24.582	138	36.888	200	33.633	196		12	1:36.803	24.778	134	37.834	201	34.191	196	
4	1:35.084	24.652	139	36.766	199	33.666	199		13	1:35.224	24.505	137	36.858	198	33.861	196	
5	1:48.419	36.353	132	37.630	199	34.436	194		14	1:34.875	24.375	137	36.617	198	33.883	194	
6	1:35.746	24.834	137	37.063	199	33.849	195		15	1:35.507	24.491	139	37.058	199	33.958	196	
7	1:35.487	24.658	138	36.876	199	33.953	198		16	1:35.696	24.741	138	36.845	198	34.110	196	
8	1:35.414	24.626	138	36.903	199	33.885	197		17	1:37.130	24.582	137	37.132	198	35.416	165	
9	1:35.507	24.689	138	36.890	200	33.928	196										

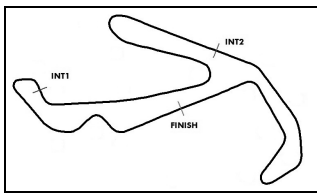
8 Lorenzo Rasero, ITA									theoretical besttime: 1:34.736								
1	1:48.263	35.026	121	38.373	199	34.864	194		10	1:36.781	25.467	135	37.106	197	34.208	194	
2	1:37.230	25.370	128	37.460	198	34.400	196		11	1:35.770	24.274	135	37.260	199	34.236	195	
3	1:36.038	24.220	139	37.282	198	34.536	193		12	1:36.610	24.159	140	37.107	197	35.344	195	
4	1:36.652	24.372	132	37.819	197	34.461	196		13	1:34.939	24.199	135	36.865	199	33.875	196	
5	1:37.289	24.924	128	37.334	197	35.031	193		14	1:35.116	24.088	134	36.835	197	34.193	196	
6	1:36.339	24.542	132	37.180	198	34.617	194		15	1:35.514	24.026	141	37.496	196	33.992	196	
7	1:37.251	24.977	134	37.563	198	34.711	194		16	1:35.385	24.299	132	37.106	197	33.980	196	
8	1:36.796	24.347	137	37.156	198	35.293	193		17	1:57.970	24.319	137	57.321	197	36.330	190	
9	1:36.992	24.605	130	37.513	198	34.874	193										

9 Fontana, ITA									theoretical besttime: 1:32.298								
1	1:44.893	32.360	143	37.490	202	35.043	196		10	1:33.176	23.629	144	36.154	201	33.393	185	
2	1:34.328	24.103	147	36.212	204	34.013	183		11	1:32.920	23.486	147	36.090	201	33.344	183	
3	1:33.806	23.854	145	36.491	201	33.461	185		12	1:32.584	23.522	144	35.984	202	33.078	185	
4	1:33.361	23.872	147	36.279	203	33.210	185		13	1:32.917	23.621	143	36.114	200	33.182	185	
5	1:33.733	23.577	146	36.182	204	33.974	185		14	1:32.838	23.593	145	35.978	201	33.267	185	
6	1:34.005	24.266	140	36.254	206	33.485	181		15	1:32.391	23.479	148	35.888	201	33.024	185	
7	1:34.421	24.231	143	36.593	199	33.597	185		16	1:32.409	23.400	145	35.999	201	33.010	185	
8	1:33.197	23.539	145	36.294	200	33.364	185		17	1:32.951	23.485	145	36.155	201	33.311	181	
9	1:33.519	23.762	145	36.331	200	33.426	185										

13 Terrini Sergio, ITA									theoretical besttime: 1:48.235								
1	1:54.599	34.608	127	41.539	190	38.452	176		3	49.133	110	52.237	116				
2	3:39.070	28.244	117	47.669	146	2:23.157											

21 Bracalente, ITA									theoretical besttime: 1:32.832								
1	1:41.966	31.176	141	37.136	201	33.654	190		10	1:33.165	23.746	143	36.205	201	33.214	190	
2	1:34.990	24.525	134	36.796	199	33.669	188		11	1:33.655	23.974	144	36.371	203	33.310	191	
3	1:34.550	24.201	138	36.894	200	33.455	190		12	1:34.239	24.003	140	36.204	204	34.032	183	
4	1:33.930	23.935	142	36.519	200	33.476	185		13	1:34.546	24.581	138	36.404	205	33.561	185	
5	1:34.261	23.738	142	36.463	200	34.060	188		14	1:34.039	24.552	148	36.385	200	33.102	192	
6	1:47.797	24.346	140	36.522	200	46.929	160		15	1:33.335	24.036	146	36.368	201	32.931	188	
7	1:34.867	25.116	142	36.567	201	33.184	193		16	1:33.068	23.736	146	36.235	201	33.097	187	
8	1:34.068	24.503	143	36.337	200	33.228	186		17	1:33.048	23.719	140	36.268	202	33.061	188	
9	1:33.169	23.805	143	36.182	201	33.182	185										

25 Alcidi, ITA									theoretical besttime: 1:35.128								
1	1:52.682	39.227	132	37.543	200	35.912	192		10	1:35.855	24.624	138	37.138	200	34.093	186	
2	1:37.797	25.181	134	37.734	199	34.882	181		11	1:35.658	24.600	135	37.038	202	34.020	185	
3	1:37.099	24.933	133	37.349	198	34.817	182		12	1:35.806	24.330	133	37.280	200	34.196	185	
4	1:37.107	24.953	134	37.587	200	34.567	184		13	1:35.933	24.565	139	37.074	200	34.294	184	
5	1:36.780	24.877	135	37.361	200	34.542	185		14	1:36.283	24.682	133	37.374	201	34.227	185	
6	1:36.446	24.830	133	37.143	200	34.473	185		15	1:35.737	24.697	135	37.089	201	33.951	185	
7	1:36.370	24.916	137	37.095	201	34.359	184		16	1:35.979	24.668	136	37.186	200	34.125	185	
8	1:35.659	24.671	138	36.896	200	34.092	185		17	1:36.147	24.667	135	37.115	201	34.365	196	
9	1:35.438	24.420	136	37.116	201	33.902	186										



Formula 2 Italian Trophy

Sector List Race 2

Provisional



Misano World Circuit, Length: 4226m

Air temperature: 19.87°C

Track temperature: 23.93°C

Weather condition: Dry

Sunday 10.April 2016 15:40

MISANO 2016

Lap	Time	SE1	SP1	SE2	SP2	SE3	SP3	TSP	Lap	Time	SE1	SP1	SE2	SP2	SE3	SP3	TSP
29 Papaleo, ITA									theoretical besttime: 1:33.587								
1	1:43.189	30.892	129	38.091	203	34.206	186		10	1:36.519	24.623	141	37.229	199	34.667	196	
2	1:35.265	24.328	142	36.817	199	34.120	186		11	1:34.325	24.267	137	36.592	201	33.466	186	
3	1:36.205	24.257	139	38.176	197	33.772	198		12	1:34.442	23.929	143	36.204	201	34.309	185	
4	1:34.418	24.110	141	36.637	202	33.671	196		13	1:34.717	24.654	137	36.523	200	33.540	190	
5	1:34.796	24.034	141	36.519	198	34.243	184		14	1:35.271	24.242	140	36.889	202	34.140	196	
6	1:35.900	24.547	141	36.980	200	34.373	191		15	1:34.425	24.094	140	36.582	201	33.749	185	
7	1:35.656	25.603	140	36.599	199	33.454	201		16	1:34.886	24.347	140	36.541	201	33.998	187	
8	1:34.175	23.991	140	36.391	201	33.793	183		17	1:34.899	24.277	140	36.806	199	33.816	186	
9	1:35.372	24.538	140	36.769	199	34.065	191										

51 Pellegrini, ITA									theoretical besttime: 1:33.396								
1	1:45.700	33.344	130	37.904	203	34.452	196		10	1:35.482	24.974	137	36.731	205	33.777	198	
2	1:37.314	25.234	135	37.755	205	34.325	196		11	1:33.803	24.305	138	36.326	203	33.172	200	
3	1:35.683	24.987	140	36.732	203	33.964	196		12	1:33.485	24.108	137	36.252	203	33.125	198	
4	1:34.715	24.552	138	36.526	202	33.637	196		13	1:33.756	24.259	132	36.366	202	33.131	200	
5	1:34.452	24.502	141	36.562	201	33.388	197		14	1:33.921	24.140	141	36.319	201	33.462	197	
6	1:34.662	24.365	134	36.619	203	33.678	196		15	1:33.972	24.353	141	36.228	203	33.391	196	
7	1:34.368	24.419	139	36.512	203	33.437	198		16	1:34.126	24.443	139	36.302	202	33.381	197	
8	1:34.152	24.276	140	36.384	202	33.492	199		17	1:33.862	24.043	141	36.311	203	33.508	196	
9	1:34.402	24.118	138	36.420	203	33.864	198										

69 Zanasi, ITA									theoretical besttime: 1:31.950								
1	1:45.050	32.087	138	37.657	206	35.306	185		10	1:32.890	23.592	145	36.147	201	33.151	196	
2	1:34.589	24.578	144	36.415	204	33.596	196		11	1:32.900	23.581	145	36.162	199	33.157	197	
3	1:35.462	25.528	143	36.257	205	33.677	196		12	1:32.712	23.623	146	36.060	198	33.029	197	
4	1:34.241	24.161	144	36.626	203	33.454	189		13	1:32.269	23.346	145	36.068	199	32.855	198	
5	1:34.585	24.292	144	36.377	204	33.916	196		14	1:32.239	23.457	145	36.046	200	32.736	200	
6	1:33.837	23.667	143	36.379	199	33.791	193		15	1:31.986	23.328	145	35.886	205	32.772	198	
7	1:33.489	23.868	145	36.333	201	33.288	196		16	1:32.409	23.491	143	36.078	205	32.840	198	
8	1:33.445	23.829	144	36.409	203	33.207	200		17	1:33.024	23.628	144	36.024	206	33.372	185	
9	1:32.886	23.540	146	36.175	201	33.171	197										

85 Pellegrino, CHE									theoretical besttime: 1:33.025								
1	1:45.404	32.973	134	37.804	201	34.627	196		10	1:35.496	24.943	139	36.878	201	33.675	196	
2	1:36.056	24.957	138	37.116	201	33.983	193		11	1:33.300	23.889	142	36.220	201	33.191	198	
3	1:35.060	24.477	139	36.815	201	33.768	196		12	1:33.276	23.636	143	36.332	201	33.308	196	
4	1:34.848	24.406	139	36.700	201	33.742	196		13	1:33.683	23.881	141	36.405	201	33.397	197	
5	1:34.954	24.629	136	36.627	203	33.698	196		14	1:33.137	23.720	144	36.198	202	33.219	197	
6	1:34.298	24.049	144	36.542	203	33.707	194		15	1:33.579	23.749	143	36.333	202	33.497	196	
7	1:35.225	25.198	137	36.633	204	33.394	198		16	1:34.081	23.951	141	36.683	201	33.447	196	
8	1:33.848	24.084	141	36.331	205	33.433	196		17	1:34.786	24.113	141	36.981	201	33.692	194	
9	1:35.366	24.815	139	36.501	205	34.050	195										

212 Brajnik, ITA									theoretical besttime: 1:32.520								
1	1:44.015	31.848	139	37.550	204	34.617	202		10	1:32.916	23.805	144	36.221	202	32.890	207	
2	1:35.506	24.115	144	36.780	203	34.611	183		11	1:32.770	23.851	146	36.205	203	32.714	210	
3	1:34.416	24.660	145	36.616	201	33.140	188		12	1:33.236	23.601	145	36.499	203	33.136	209	
4	1:36.627	24.063	142	36.813	203	35.751	190		13	1:33.450	24.050	145	36.409	203	32.991	209	
5	1:34.693	24.861	142	36.490	202	33.342	188		14	1:34.270	24.097	143	36.468	203	33.705	206	
6	1:34.583	23.691	144	36.876	205	34.016	183		15	2:07.420	24.227	143	1:07.526	163	35.667	190	
7	1:34.522	25.135	144	36.401	203	32.986	210		16	1:34.029	24.020	141	36.684	202	33.325	191	
8	1:33.225	23.870	143	36.291	203	33.064	190		17	1:34.107	23.991	139	36.889	203	33.227	187	
9	1:33.353	23.773	147	36.364	203	33.216	205										