



Formula 2 Italian Trophy

Start Grid Race 1

Provisional



 **MISANO 2016**

Misano World Circuit, Length: 4226m

Air temperature: N/A°C

Track temperature: N/A°C

Weather condition: Dry

Sunday 10.April 2016 9:00

	6	13 Twister Italia Antonio Terrini Sergio
212 tba Paolo Brajnik	5	8 tba Dino Lorenzo Rasero
25 Pave Motorsport Alessandro Alcidi	4	2 tba Gianpaolo Lattanzi
29 Corbetta Competizioni Renato Papaleo	3	85 tba Antonino Pellegrino
21 Pave Motorsport Alessandro Bracalente	2	51 Twister Italia Bernardo Pellegrini
69 Corbetta Competizioni Marco Zanasi	1	9 HT Powertrain Andrea Fontana
	STARTLINE	POLE POSITION

Publications Time:

Race Director:

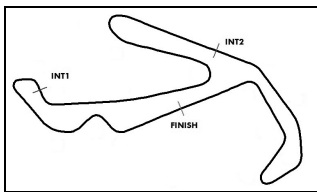
Time Keeping:

BLANCPAIN Timing

ver: 1.0

Page 1/ 1 printed: 9.4.2016 10:13





Formula 2 Italian Trophy

Result List Race 1

Provisional



MISANO 2016

Misano World Circuit, Length: 4226m

Air temperature: 13.92°C

Track temperature: 17.96°C

Weather condition: Dry

Sunday 10.April 2016 9:00

started : 11 classified : 11 not classified : 0

Nr.	Drivers	Team	Laps	Total Time	Gap	Kph	Lap	Time	Kph
Cl.	Car	Entrant							
1	9 A.Fontana/ F3 Dallara F 308 VW	HT Powertrain Andrea Fontana	17	26:35.201		162.9	9	1:32.562	164.3
2	69 M.Zanasi/ F3 Dallara F312 Mercedes	Corbetta Competizioni Zanasi Marco	17	26:35.966	0.765	163.0	9	1:32.542	164.3
3	85 A.Pellegrino/ F3 Dallara F308 VW	Pellegrini Antonio	17	26:48.115	12.914	161.8	9	1:33.071	163.4
4	21 A.Bracalente/ F3 Dallara F308 Fiat FTP	Pave Motorsport Bracalente Alessandro	17	26:51.979	16.778	161.4	9	1:33.246	163.1
5	212 P.Brajnik/ F3 Dallara F310 VW	Brajnik Paolo	17	27:17.500	42.299	160.6	11	1:33.407	162.8
6	29 R.Papaleo/ F3 Dallara F308 Fiat FTP	Corbetta Competizioni Papaleo Renato	17	27:25.106	49.905	158.2	9	1:34.814	160.4
7	2 G.Lattanzi/ F3 Dallara F308 Fiat FTP	Lattanzi Gianpaolo	17	27:39.747	1:04.546	158.3	9	1:33.861	162.0
8	25 A.Alcidi/ F Renault 2.0	Pave Motorsport Alcidi Alessandro	17	27:54.292	1:19.091	155.2	14	1:35.177	159.8
9	13 A.Terrini Sergio/ F3 Dallara F308 Toyota	Twister Italia Terrini Sergio Antonio	16	27:19.897	1LAPS	149.5	15	1:40.030	152.0
10	51 B.Pellegrini/ F3 Dallara F308 Toyota	Twister Italia Pellegrini Bernardo	14	22:16.069	3 LAP	160.3	13	1:33.390	162.9
11	8 D.Lorenzo Rasero/ F3 Dallara F308 Fiat FTP	Rasero Dino Lorenzo	14	27:30.177	3 LAP	128.4	13	1:36.041	158.4

race director decision 15 sec penalty for car no. 2 track limits

race director decision 15 sec penalty for car no. 212 track limits

Subject to final scrutineering!

Publications Time:

Race Director:

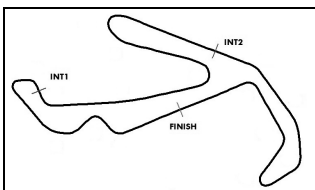
Time Keeping:

BLANCPAIN Timing

ver: 1.0

Page 1/ 1 printed: 10.4.2016 9:32





Formula 2 Italian Trophy

Lap Chart Race 1

Provisional



Misano World Circuit, Length: 4226 m

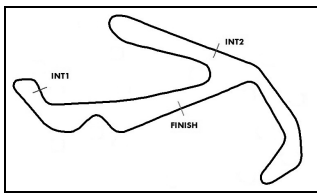
Sunday 10.April 2016 9:00

LapCha	1	2	3	4	5	6	7	8	9	10	11	12	13	14	15	16	17	18	19	20	21	22	23	24	25	26	27	28	29	30	31	32	33	34	35	36	37	38	39	40	41	42	43	44	45						
LAP 1	9	51	69	85	21	25	29	2	212	8	13																																								
LAP 2	9	69	21	85	25	29	2	212	51	8	13																																								
LAP 3	9	69	21	85	29	2	25	51	212	8	13																																								
LAP 4	9	69	21	85	29	2	51	212	25	8	13																																								
LAP 5	9	69	21	85	29	2	51	212	25	8	13																																								
LAP 6	9	69	21	85	2	51	29	212	25	13	8'																																								
LAP 7	9	69	21	85	51	2	212	29	25	13	8'																																								
LAP 8	9	69	21	85	51	2	212	29	25	13	8'																																								
LAP 9	9	69	21	85	51	2	212	29	25	13	8'																																								
LAP 10	9	69	85	21	51	212	29	2	25	13	8'																																								
LAP 11	9	69	85	21	51	212	29	2	25	13'	8'																																								
LAP 12	9	69	85	21	51	212	29	2	25	13'	8'																																								
LAP 13	9	69	85	21	51	212	29	2	25	13'	8'																																								
LAP 14	9	69	85	21	51	212	29	2	25	13'	8'																																								
LAP 15	9	69	85	21	212	29	2	25	13'																																										
LAP 16	9	69	85	21	212	29	2	25	13'																																										
LAP 17	9	69	85	21	212	2	29	25																																											

. - PIT STOP ' - LAP BEHIND

BLANCPAIN Timing





Formula 2 Italian Trophy

Sector List Race 1

Provisional



Misano World Circuit, Length: 4226m

Air temperature: 13.92°C

Track temperature: 17.96°C

Weather condition: Dry

Sunday 10.April 2016 9:00

MISANO 2016

Lap	Time	SE1	SP1	SE2	SP2	SE3	SP3	TSP	Lap	Time	SE1	SP1	SE2	SP2	SE3	SP3	TSP
2 Lattanzi, ITA									theoretical besttime: 1:33.817								
1	1:47.555	33.946	131	39.357	204	34.252	193		10	1:51.753	40.207	133	37.988	201	33.558	196	
2	1:36.551	25.139	136	37.527	205	33.885	199		11	1:35.505	24.701	139	36.891	202	33.913	195	
3	1:36.361	24.911	139	36.986	204	34.464	194		12	1:34.595	24.485	139	36.776	201	33.334	196	
4	1:34.880	24.305	138	36.870	204	33.705	197		13	1:34.728	24.353	140	36.944	201	33.431	195	
5	1:34.985	24.629	138	36.913	204	33.443	196		14	1:34.952	24.372	141	37.055	201	33.525	196	
6	1:35.074	24.582	137	37.081	202	33.411	196		15	1:35.321	24.667	140	37.073	201	33.581	196	
7	1:34.897	24.196	138	36.811	202	33.890	199		16	1:35.054	24.492	140	37.064	201	33.498	196	
8	1:33.964	24.147	139	36.610	203	33.207	196		17	1:34.711	24.209	140	36.958	202	33.544	193	
9	1:33.861	24.023	140	36.654	202	33.184	196										

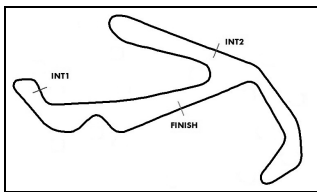
8 Lorenzo Rasero, ITA									theoretical besttime: 1:35.547								
1	1:50.132	35.142	129	39.459	201	35.531	194		8	1:38.225	25.195	131	37.999	202	35.031	194	
2	1:39.611	26.338	129	38.460	204	34.813	193		9	1:36.422	24.536	135	37.282	201	34.604	192	
3	1:46.598	25.089	141	46.065	202	35.444	192		10	1:36.726	24.818	134	37.404	203	34.504	193	
4	1:38.971	25.402	132	38.398	203	35.171	192		11	1:36.067	24.561	133	37.068	202	34.438	193	
5	1:42.262	24.747	138	38.152	203	39.363	184		12	1:37.909	24.802	139	38.235	202	34.872	193	
6	5:24.411	27.943	111	51.242	127	4:05.226			13	1:36.041	24.309	142	37.562	203	34.170	193	
7	2:09.499	52.594	114	40.996	203	35.909	192		14	1:37.303	25.175	137	37.298	202	34.830	192	

9 Fontana, ITA									theoretical besttime: 1:32.427								
1	1:41.015	29.819	142	37.734	201	33.462	182		10	1:32.768	23.352	144	36.351	203	33.065	182	
2	1:35.823	26.065	138	36.575	204	33.183	183		11	1:33.230	23.955	141	36.327	204	32.948	184	
3	1:33.416	23.886	146	36.416	203	33.114	183		12	1:33.350	23.582	140	36.520	203	33.248	182	
4	1:33.117	23.788	141	36.465	205	32.864	183		13	1:33.224	23.712	140	36.415	207	33.097	185	
5	1:32.703	23.381	147	36.401	203	32.921	185		14	1:33.224	23.788	139	36.481	205	32.955	203	
6	1:33.607	23.426	145	37.149	203	33.032	189		15	1:33.236	23.749	144	36.330	202	33.157	183	
7	1:33.223	23.535	142	36.627	205	33.061	183		16	1:34.090	23.927	141	36.698	203	33.465	181	
8	1:32.722	23.435	142	36.443	203	32.844	185		17	1:33.891	23.861	138	36.778	203	33.252	195	
9	1:32.562	23.487	144	36.277	205	32.798	183										

13 Terrini Sergio, ITA									theoretical besttime: 1:39.738								
1	1:54.205	35.674	123	40.683	196	37.848	173		9	1:40.930	26.281	126	38.492	198	36.157	176	
2	1:43.873	27.238	136	39.707	198	36.928	196		10	1:40.532	25.579	136	39.069	197	35.884	175	
3	1:42.911	26.377	137	39.493	198	37.041	179		11	1:42.637	25.854	136	40.022	175	36.761	200	
4	1:42.236	26.174	140	39.440	198	36.622	174		12	1:41.313	25.529	135	38.717	197	37.067	179	
5	1:41.191	25.821	138	39.055	198	36.315	178		13	1:42.051	26.375	139	39.006	197	36.670	175	
6	1:41.634	25.773	139	39.737	197	36.124	198		14	1:43.210	26.707	126	39.881	197	36.622	173	
7	1:40.225	25.624	136	38.638	198	35.963	192		15	1:40.030	25.568	137	38.745	198	35.717	175	
8	1:41.449	26.053	136	38.984	198	36.412	196		16	1:41.470	25.792	130	38.973	193	36.705	175	

21 Bracalente, ITA									theoretical besttime: 1:32.859								
1	1:44.610	32.719	133	37.751	208	34.140	186		10	1:35.835	24.123	143	38.486	205	33.226	187	
2	1:34.958	24.576	141	36.886	207	33.496	185		11	1:34.007	24.089	137	36.690	206	33.228	192	
3	1:34.378	24.120	139	37.044	204	33.214	183		12	1:33.877	24.134	142	36.668	204	33.075	193	
4	1:33.803	23.827	141	36.733	204	33.243	188		13	1:34.297	24.119	140	36.589	205	33.589	181	
5	1:33.513	23.979	142	36.425	206	33.109	190		14	1:34.439	24.140	142	36.987	204	33.312	181	
6	1:33.768	24.083	145	36.773	203	32.912	185		15	1:34.477	24.156	141	36.957	205	33.364	185	
7	1:33.435	24.006	141	36.323	204	33.106	189		16	1:34.822	24.241	141	37.245	205	33.336	188	
8	1:33.565	24.377	140	36.390	205	32.798	183		17	1:34.949	24.438	136	36.940	204	33.571	181	
9	1:33.246	23.738	140	36.406	204	33.102	206										

25 Alcidi, ITA									theoretical besttime: 1:34.986								
1	1:46.472	33.173	129	38.528	203	34.771	191		10	1:35.337	24.162	137	37.115	203	34.060	183	
2	1:37.121	25.066	133	37.761	203	34.294	181		11	1:35.455	24.311	136	37.140	204	34.004	183	
3	1:38.081	24.545	136	37.339	201	36.197	181		12	1:35.843	24.635	135	37.220	203	33.988	183	
4	1:38.475	26.355	133	37.458	204	34.662	181		13	1:35.610	24.477	134	37.143	203	33.990	183	
5	1:36.657	24.866	135	37.342	204	34.449	183		14	1:35.177	24.178	136	37.129	204	33.870	184	
6	1:36.277	24.791	133	37.329	203	34.157	183		15	1:35.277	24.384	135	37.050	204	33.843	183	



Formula 2 Italian Trophy

Sector List Race 1

Provisional



MISANO 2016

Misano World Circuit, Length: 4226m

Air temperature: 13.92°C

Track temperature: 17.96°C

Weather condition: Dry

Sunday 10.April 2016 9:00

Lap	Time	SE1	SP1	SE2	SP2	SE3	SP3	TSP	Lap	Time	SE1	SP1	SE2	SP2	SE3	SP3	TSP
7	1:47.202	24.504	134	37.696	203	45.002			16	1:36.178	24.695	134	37.308	204	34.175	184	
8	1:53.658	41.614	131	37.907	204	34.137	182		17	1:36.048	24.683	133	37.249	204	34.116	183	
9	1:35.424	24.600	135	37.005	203	33.819	183										

29 Papaleo, ITA

theoretical besttime: 1:34.678

1	1:47.126	33.468	132	38.436	206	35.222	182		10	1:36.068	24.889	138	37.201	200	33.978	183	
2	1:36.794	25.047	136	37.572	203	34.175	185		11	1:36.594	24.410	141	37.800	203	34.384	195	
3	1:35.432	24.632	139	37.003	203	33.797	184		12	1:35.817	24.442	139	37.078	204	34.297	183	
4	1:35.637	24.330	141	37.267	203	34.040	185		13	1:36.297	24.597	139	37.365	202	34.335	182	
5	1:35.023	24.298	141	36.923	203	33.802	193		14	1:36.963	24.515	141	38.190	202	34.258	183	
6	1:36.538	25.960	136	36.797	207	33.781	185		15	1:36.390	24.546	139	37.496	202	34.348	181	
7	1:35.735	24.946	142	37.076	204	33.713	189		16	1:37.710	24.438	139	37.773	202	35.499	181	
8	1:35.292	24.446	139	36.962	205	33.884	183		17	1:36.876	24.679	136	37.504	202	34.693	172	
9	1:34.814	24.168	139	36.897	203	33.749	192										

51 Pellegrini, ITA

theoretical besttime: 1:33.087

1	1:42.634	30.575	138	37.672	205	34.387	191		9	1:33.436	23.948	142	36.354	205	33.134	196	
2	1:42.998	31.559	136	37.388	207	34.051	197		10	1:33.681	23.968	142	36.507	205	33.206	196	
3	1:36.141	24.466	141	36.858	207	34.817	193		11	1:34.021	24.099	139	36.436	205	33.486	196	
4	1:35.311	25.331	139	36.666	206	33.314	196		12	1:33.762	24.085	142	36.529	205	33.148	195	
5	1:33.729	24.489	141	36.260	206	32.980	198		13	1:33.390	23.847	144	36.344	205	33.199	196	
6	1:34.973	24.607	139	36.751	208	33.615	198		14	1:34.316	24.045	140	36.364	205	33.907	193	
7	1:33.950	24.159	141	36.506	205	33.285	195		15		24.625	140	36.752	205			
8	1:33.727	23.944	143	36.557	204	33.226	193										

69 Zanasi, ITA

theoretical besttime: 1:32.205

1	1:43.151	31.133	142	37.360	206	34.658	194		10	1:32.641	23.428	146	36.128	207	33.085	197	
2	1:34.240	24.493	146	36.528	206	33.219	194		11	1:33.599	24.171	143	36.376	209	33.052	197	
3	1:33.584	24.198	147	36.525	206	32.861	196		12	1:33.457	23.504	144	36.788	207	33.165	195	
4	1:32.838	23.715	146	36.266	206	32.857	196		13	1:32.852	23.634	146	36.228	209	32.990	200	
5	1:32.708	23.509	146	36.082	208	33.117	195		14	1:33.367	23.646	141	36.595	210	33.126	200	
6	1:33.620	23.554	146	37.097	209	32.969	196		15	1:33.113	23.665	143	36.295	208	33.153	196	
7	1:33.250	23.454	144	36.370	212	33.426	196		16	1:34.042	23.860	144	36.890	204	33.292	195	
8	1:32.709	23.445	146	36.259	207	33.005	197		17	1:34.253	23.857	143	36.557	211	33.839	199	
9	1:32.542	23.397	143	36.419	207	32.726	197										

85 Pellegrino, CHE

theoretical besttime: 1:32.734

1	1:44.514	32.343	131	37.770	204	34.401	190		10	1:34.559	24.012	135	37.379	204	33.168	195	
2	1:36.423	25.450	137	37.231	205	33.742	196		11	1:33.397	23.700	142	36.366	205	33.331	196	
3	1:34.782	24.559	137	36.773	205	33.450	196		12	1:33.563	23.899	142	36.562	205	33.102	196	
4	1:33.730	24.150	140	36.475	205	33.105	196		13	1:33.955	24.076	140	36.459	205	33.420	195	
5	1:33.213	23.863	142	36.249	205	33.101	195		14	1:33.696	24.060	140	36.464	205	33.172	194	
6	1:33.236	24.017	143	36.278	206	32.941	196		15	1:33.465	23.964	141	36.401	205	33.100	194	
7	1:33.081	23.941	142	36.093	207	33.047	197		16	1:34.172	24.125	140	36.666	204	33.381	195	
8	1:33.659	24.237	135	36.335	207	33.087	198		17	1:35.599	24.379	138	36.952	204	34.268	176	
9	1:33.071	23.767	138	36.128	207	33.176	197										

212 Brajnik, ITA

theoretical besttime: 1:33.080

1	1:47.555	34.314	136	38.472	206	34.769	180		10	1:34.431	24.657	144	36.702	206	33.072	206	
2	1:37.739	26.213	141	37.716	206	33.810	184		11	1:33.407	23.942	142	36.530	207	32.935	209	
3	1:36.825	24.081	143	37.130	209	35.614	183		12	1:33.621	23.980	143	36.741	207	32.900	194	
4	1:35.403	25.341	141	36.752	209	33.310	186		13	1:33.661	24.190	142	36.336	207	33.135	190	
5	1:33.854	24.481	141	36.265	209	33.108	191		14	1:33.923	23.993	143	36.687	207	33.243	185	
6	1:35.220	24.820	133	37.017	207	33.383	204		15	1:35.509	24.455	142	37.062	206	33.992	186	
7	1:34.364	24.443	146	36.641	209	33.280	185		16	1:34.951	24.597	134	36.838	207	33.516	191	
8	1:34.120	24.144	145	36.374	209	33.602	207		17	1:34.337	24.161	142	36.948	207	33.228	206	
9	1:33.580	23.915	144	36.491	208	33.174	185										